

# MICHIGAN BASKETBALL

## GAME DAY NOTEBOOK

GAME **14**

**MICHIGAN wolverines (11-2; 0-0 Big Ten)**  
**ARMY black knights (9-3; 0-0 Patriot League)**



- **Date:** Thursday, Dec. 28, 2006
- **Tipoff:** 8:05 p.m.
- **Location:** Ann Arbor, Mich. - Crisler Arena (13,751)
- **Radio:** Michigan Sports Network  
**Main Stations: Detroit:** WWJ 950AM (flagship); WCHB 1200AM; **Ann Arbor:** WTKA 1050AM
- **U-M Radio:** Matt Shepard (p-by-p) and Dugan Fife (analyst)
- **TV:** The game will be televised on ESPN-Plus
- **TV Crew:** Tom Hamilton (p-by-p) and Tim McCormick (analyst)
- **Internet Radio:** Free radio broadcasts are available on MgoBlue.com All-Access
- **Internet Live Stats:** Free live stats are available on mgoblue.com through Gametracker
- **Internet Video Stats:** Video highlights are available by subscription on MgoBlue.com All-Access

Team	Games	FG-FGA	PCT.	3F-3PA	PCT.	FT-FTA	PCT.	O-D	TOT	F/EJ	A	TO	BLK	S	TP
WOLVERINES	13	345-716	.482	65-201	.323	146-214	.682	164-321	485 (37.3)	207/3	213	200	88	90	901 (69.3)
BLACK KNIGHTS	12	297-595	.499	79-186	.425	150-212	.708	107-300	407 (33.9)	207/5	188	205	41	86	823 (68.6)

2006-07 MICHIGAN BASKETBALL SCHEDULE					
<b>Overall:</b>	11-2	<b>Big Ten:</b>	0-0	<b>Coach:</b>	Tommy Amaker
<b>Home:</b>	10-0	<b>Home:</b>	0-0	<b>Captain:</b>	Lester Abram
<b>Away:</b>	1-2	<b>Away:</b>	0-0		
<b>Neutral:</b>	0-0	<b>Neutral:</b>	0-0		

Rankings listed: Associated Press, ESPN/USA Today Coaches Poll

2006 EXHIBITION SEASON					
NOV.	RANK	OPPONENT	W/L	RECORD	TV
N2	RV/RV	WAYNE STATE (exh)	W	85-51	---
N5	RV/RV	MICHIGAN TECH (exh)	W	85-50	---

2006-07 REGULAR SEASON					
NOV.	RANK	OPPONENT	W/L	RECORD	TV
N10	RV/RV	CENTRAL CONNECTICUT STATE	W	60-40	1-0
N11	RV/RV	DAVIDSON	W	78-68	2-0
N12	RV/RV	EASTERN MICHIGAN	W	80-51	3-0
N15	RV/RV	UW-MILWAUKEE	W	66-59	4-0
N17	RV/RV	HARVARD	W	82-50	5-0
N22	RV/RV	YOUNGSTOWN STATE	W	65-56	6-0
N25	RV/RV	UMBC	W	66-54	7-0
N27	RV/RV	at N.C. State	L	67-74	7-1

DEC.					
D2	RANK	OPPONENT	W/L	RECORD	TV
D2	RV/RV	WOFFORD	W	83-49	8-1
D7	RV/--	at Miami (Ohio)	W	62-56	9-1
D9	RV/--	DELAWARE STATE	W	70-43	10-1
D16	RV/--	NORTHERN ILLINOIS	W	67-52	11-1
D23	RV/--	at 1/1 UCLA	L	55-92	11-2
D28	--/--	ARMY		8:05 p.m.	ESPN-L
D30	--/--	GEORGETOWN		12:02 p.m.	ESPN2

JAN.					
J3	RANK	OPPONENT	W/L	RECORD	TV
J3		ILLINOIS*		8 p.m.	ESPN-L
J6		at Northwestern*		2:32 p.m.	ESPN-R
J13		at Purdue*		8 p.m.	ESPN-L
J17		PENN STATE*		8 p.m.	ESPN-L
J20		PURDUE*		12:17 p.m.	ESPN-R
J24		at Wisconsin*		9 p.m.	ESPN-L
J27		at Indiana*		Noon	ESPN
J31		IOWA*		8 p.m.	ESPN-L

FEB.					
F6	RANK	OPPONENT	W/L	RECORD	TV
F6		at Ohio State*		7 p.m.	ESPN
F10		MINNESOTA*		8 p.m.	ESPN-L
F13		at Michigan State*		9 p.m.	ESPN
F17		INDIANA*		4 p.m.	ESPN
F21		at Illinois*		9 p.m.	ESPN-L
F24		at Minnesota*		2:32 p.m.	ESPN-R
F27/28		MICHIGAN STATE*		TBD	TBD

MARCH					
M3	RANK	OPPONENT	W/L	RECORD	TV
M3		OHIO STATE*		TBD	TBD

2006 BIG TEN TOURNAMENT					
M8	RANK	OPPONENT	W/L	RECORD	TV
M8		vs. Big Ten First Round		TBD	ESPN TBD
M9		vs. Big Ten Quarterfinal		TBD	ESPN TBD
M10		vs. Big Ten Semifinal		TBD	CBS
M11		vs. Big Ten Championship		3:30 p.m.	CBS

LAST GAME AND POSSIBLE MICHIGAN STARTERS									
No.	Wolverine	Pos.	Year	Hgt.	Wgt.	PPG	RPG	MISC	MIN
24	Ron Coleman	W	Jr.	6-6	210	8.2	3.4	1.4 apg	27.8
32	Lester Abram	W	5th-Sr.	6-6	200	8.6	4.0	1.5 spg	26.5
23	Brent Petway	F	Sr.	6-8	210	8.1	7.6	1.8 bpg	24.8
44	Courtney Sims	C	Sr.	6-10	245	15.4	7.2	1.7 bpg	25.2
5	Dion Harris	G	Sr.	6-3	205	12.8	2.5	4.8 apg	30.4

FROM THE WOLVERINE BENCH									
No.	Wolverine	Pos.	Year	Hgt.	Wgt.	PPG	RPG	MISC	MIN
22	Ekpe Udoh	F	Fr.	6-10	240	4.8	4.4	1.8 bpg	18.5
1	Jerret Smith	G	So.	6-3	195	3.8	2.1	2.8 apg	19.5
15	Jevohn Shepherd	W	So.	6-5	210	2.9	2.1	0.6 spg	11.0
4	DeShawn Sims	F	Fr.	6-8	225	2.9	1.4	0.5 bpg	7.8
21	Kendric Price	F	R-Fr.	6-8	205	2.3	1.5	0.3 spg	4.0
10	Reed Baker	G	Fr.	6-1	175	1.7	0.1	0.6 apg	7.5
3	K'Len Morris	W	Fr.	6-4	185	1.0	0.3	0.4 spg	5.3
30	David Merritt	G	Jr.	5-10	170	0.0	0.0	0.5 apg	2.0
40	Phil DeVries	C	So.	6-10	225	0.0	1.0	0.0	3.0
12	Anthony Wright	F	Fr.	6-6	235	-	-	-	-

TRANSFERS SITTING OUT THE SEASON						
No.	Wolverine	Pos.	Year	Hgt.	Wgt.	Reason Sitting Out
2	C.J. Lee	G	Jr.	6-0	180	Transfer from Manhattan
25	Zack Gibson	C	So.	6-10	220	Transfer from Rutgers

- | GAME DAY NOTABLES   |  |
|---|--|
| • Today's game marks the first time Michigan and Army meet on the hardwood.   | • After playing two games in the last two weeks, Michigan will close the non-conference season with two games in a three-day span.   |
| • Michigan will close out its non-conference schedule this week with the match-up against Army (Thursday, Dec. 28) followed with the finale against Georgetown (Saturday, Dec. 30). So far, the Wolverines are 11-2 in the non-conference schedule.   | • Army is led by a pair of double-digit scorers. Junior guard Jarell Brown has come off the bench in all 12 games and leads the team with 16.6 points a game. Senior guard Matt Bell is the second leading scorer with 15.7 points a game. Combined the backcourt duo has made 57 of Army's 79 three-pointers on the season. |
| • Michigan remains undefeated at Crisler Arena this season as the Wolverines are 10-0 in 2006-07. In fact, the Wolverines have won their last 13 straight non-conference games in Ann Arbor.  | • Michigan has held its opponents to just 52.2 points at Crisler Arena this season, while posting 71.7 points per game themselves. Overall, Michigan has held seven of their 10 home opponents to 55-or-fewer points and just one team to over 60 points - Davidson, 68 (Dec. 11).   |
| • Michigan has used the same starting lineup in all 13 games this season.   | • Michigan is led by senior Courtney Sims, who is averaging career-bests in scoring (15.4) and rebounding (7.2). He leads the Big Ten in field goal shooting at 65.8 percent and is third on the Wolverines with 22 blocks.  |
| • Courtney Sims and Brent Petway have each recorded three double-doubles on the season. Both are averaging career-best for points and rebounds this season -- Sims 15.4 points, 7.2 rebounds and Petway 8.1 points, 7.6 rebounds.   | • Courtney Sims has not missed a game in his career playing in 111 straight, while teammate Ron Coleman has played in 77 straight games for the Maize and Blue.  |
| • Since he has been more aggressive getting to the basket, Lester Abram has scored in double figures in three of the last four games. He has raised his per game average to 8.6 points per game. Before his last four game, he had three double-digit performances in the first nine games of the season. | • Ekpe Udoh is the only freshman to have played in all 13 games this season. He is averaging 4.8 points, 4.4 rebounds and is tied for the team lead with 24 blocks.  |
| • Jerret Smith has three-or-more assists in 10 games this season. He dished out a season-best five at UCLA (Dec. 23). He is averaging 2.8 per game this season.   |  |

# MICHIGAN BASKETBALL MEDIA INFORMATION

Michigan fans are encouraged to wear Maize for every home game at Crisler Arena, but there will be two games scheduled as "Maize Out" during the Big Ten schedule.



## MAIZE OUT SCHEDULE

Saturday, Jan. 20 vs. Purdue

Tuesday or Wednesday, Feb. 27/28 vs. Michigan State

### U-M ATHLETIC MEDIA RELATIONS

U-M AMR Phone ..... 734-763-4423  
 U-M AMR Fax ..... 734-647-1188  
 Website ..... mgoblue.com

### SID MAILING/OVERNIGHT ADDRESS

U-M Athletic Media Relations  
 1000 South State Street  
 Ann Arbor, MI 48109-2201

### ASSOCIATE ATHLETIC DIRECTOR

**Bruce Madej** ..... Director of AMR  
 Email ..... bmad@umich.edu  
 Phone ..... 734-763-4423

### AMR OFFICE STAFF

**Tara Preston** ..... Office Manager  
 Email ..... tlap@umich.edu  
 Phone ..... 734-763-4423  
**Joan Medrich** ..... Office Secretary  
 Email ..... jmedrich@umich.edu  
 Phone ..... 734-763-4423

### ASSISTANT DIRECTORS

**Dave Ablauf** ..... football  
 Email ..... dablauf@umich.edu  
 Phone ..... 734-764-6456  
**Nick Brandon** ..... editor, mgoblue.com  
 Email ..... brandn@umich.edu  
 Phone ..... 734-615-4931  
**Barb Cossman** ..... publications  
 Email ..... bcossman@umich.edu  
 Phone ..... 734-764-6835  
**Leah Howard** ..... field hockey, wrestling, softball  
 Email ..... lchoward@umich.edu  
 Phone ..... 734-615-0679  
**Marc Ressler** ..... w-hoops, m/w tennis  
 Email ..... mressler@umich.edu  
 Phone ..... 734-936-3457  
**Rich Retyi** ..... volleyball, w-gymnastics  
 Email ..... rretyi@umich.edu  
 Phone ..... 734-615-0680  
**Jon Ripperger** ..... director, mgoblue.com  
 Email ..... ripp@umich.edu  
 Phone ..... 734-615-0687  
**Jim Schneider** ..... football, baseball  
 Email ..... schneids@umich.edu  
 Phone ..... 734-647-1192  
**Matt Trevor** ..... hockey, rowing  
 Email ..... mtrevor@umich.edu  
 Phone ..... 734-647-3810  
**Tom Wywrot** ..... m-hoops, m/w golf  
 Email ..... twywrot@umich.edu  
 Phone ..... 734-647-1268

### AMR INTERNS

**Matt Baumer** ..... w-soccer, w-swim & diving, water polo  
 Email ..... mbaumer@umich.edu  
 Phone ..... 734-936-8746  
**Joe Conrad** ..... m-soccer, w-track & field, m-gymnastics  
 Email ..... conradj@umich.edu  
 Phone ..... 734-647-4237  
**Tim Trunzo** ..... m/w cross, m-swim & diving, m-track & field  
 Email ..... ttrunzo@umich.edu  
 Phone ..... 734-647-4209

### COMMONLY ASKED QUESTIONS AND ANSWERS

#### HOW CAN I GET AN INTERVIEW?

• For all Michigan basketball information, U-M basketball player or coaching staff interviews, contact **Tom Wywrot** in Athletic Media Relations at 734-647-1268 or twywrot@umich.edu.

#### HOW CAN I GET CREDENTIALS?

• For all media/photo/television credential needs, please go to mgoblue.com/media to apply for a game or season credentials. For any further questions, contact **Tara Preston** in Athletic Media Relations at 734-763-4423 or tlap@umich.edu.

#### WHERE DO I PICK UP GAME DAY CREDENTIALS?

Credentials may be picked up at the U-M Athletic Media Relations Office, located in the basement of the Stephen M. Ross Academic Center, weekdays prior to the game (8 a.m. to 4:30 p.m.). Credentials can also be picked up on a game day beginning two hours prior to tipoff at the media will call table located in the tunnel entrance of Crisler Arena, located on the north side of the arena.

#### IS PARKING AVAILABLE?

For all media, Crisler Arena does have a specific area designated for media parking. Please drive around to the north side of the arena (tunnel entrance) and park in the media lot located behind the M-Den. A parking attendant will be available to direct you or for any questions. In addition to your parking credential, the attendant will have a parking list for each designated game on hand to allow access to the lot. Do not park in a designated Athletic Department Blue Sign spot or other unmarked area, or you risk receiving a parking ticket.

#### WHERE DO I FIND MY CREDENTIAL LOCATION?

For any information on seating location or other media needs, please direct any questions to the tunnel will call table staff when entering the Crisler Arena.

#### WHAT HAPPENS AFTER THE GAME IS COMPLETED?

- Coaches address teams, 10-minute cooling off period
- U-M Coach Tommy Amaker to pressroom (Crisler Arena Production Studio)
- U-M lockerroom opens to media following the completion of Tommy Amaker's post-game comments
- Visiting Coach to Crisler Arena pressroom (Crisler Arena Production Studio)
- Visitor lockerroom controlled by visiting SID
- Special requests for interviews U-M players will be made through U-M basketball SID Tom Wywrot
- All visiting player interview requests will be made through the appropriate visiting SID.
- The Crisler Arena tunnel is closed for **ANY AND ALL** media interviews.

#### DO YOU NEED TO ORDER PHONE LINES?

• For all telephone, ISDN or other telephone needs, contact **Broadcast Services** at 800-321-8152. Please make sure you indicate you will be putting lines in Crisler Arena, 333 E. Stadium.

#### DO YOU NEED SET UP AT CRISLER ARENA?

• For all Crisler Arena facility needs, contact **Shelly Fabrizio** at 734-998-7236 or mbilbie@umich.edu.

#### DO YOU NEED THE PRODUCTION STUDIO?

• For all Michigan Sports Television studio needs, contact **Collin McCarty** at 734-615-0146 or collinm@umich.edu.

#### WHAT IS THE PRESS ROW NUMBER?

• To phone into the Crisler Arena press row, please call 734-998-7188.

#### IS THERE WIRELESS SERVICE AVAILABLE?

Crisler Arena has wireless internet connection available. It is set up through a wep key. Please find U-M Basketball contact Tom Wywrot, or a member of the Athletic Media Relations staff (Section A on press row) to receive the access code and password for the wireless system.

### MGOBLUE.COM

Michigan Athletics information is most easily accessible through the official Michigan Athletics Internet website, MGoBlue.com. Comprehensive, updated information for all 25 Michigan varsity sports -- as well as U-M club varsity teams -- is available, including pre- and post-event coverage, statistics, schedules, rosters, ticket information, venue information, and links to related web sites.



Starting in 2006, MGoBlue.com has launched a new feature called All-Access. With free audio subscription available and subscription video highlights of all the 25 Michigan varsity sports and Michigan Sports programs, Michigan fans can get a unique prospectus of their favorite programs.

### WOLVERINE SPORTS MAGAZINE

The Michigan Athletic Department's weekly television show, "Wolverine Sports Magazine," is in its ninth season in 2006-07, featuring all 25 Michigan varsity sports. Produced at the Michigan Sports Television production studio in Crisler Arena, the 30-minute show airs weekly on Fox Sports Detroit. Each week's program features updates on all Wolverine sports, with coach and athlete interviews and footage of game, meet and match action from the previous week, as well as a unique look at what goes on behind the scenes. The show is hosted by WXYT-Radio's Doug Karsch and features the human side of Michigan athletics, while providing fans with a flashy, enlightening and different look at what it is like to be a Michigan Wolverine. Check local listings for dates and times for the show. The program can also be seen on the official Michigan Athletics Internet website, MGoBlue.com, in its entirety or broken up into segments.



# MICHIGAN BASKETBALL MEDIA INFORMATION

## MICHIGAN RADIO NETWORK

In its fifth season as a division of Host Communications, Inc., the Michigan Sports Network represents one of the largest and most-listened to college sports network in the Midwest. Anchored by WWJ-AM (950) in Detroit and carried by Detroit's urban radio network WCHR-AM (1200) in Detroit, the Michigan Radio Network is comprised of 27 affiliate stations that cover the state of Michigan during basketball season. **Matt Shepard** (play-by-play) or **Dan Gutowsky** (play-by-play) and **Dugan Fife** (color) or **George Pomey** (color) bring the action to you from each arena.

### Following is a list of radio affiliates:

City	Station	Dial Pos.
Alma	WQBX-FM	104.9
Alma	WFYC-AM	1280
Alpena	WKJZ-FM	94.9
Ann Arbor	WTKA-AM	1050
Battle Creek	WBXX-FM	95.3
Battle Creek	WRCC-AM	1400
Benton Harbor	WSJM-AM	1400
Cadillac	WATT-AM	1240
Charlevoix	WMKT-AM	1270
Detroit	WCHB-AM	1200
Escanaba	WCHT-AM	680
Flint	WTRX-AM	1330
Grand Rapids	WOOD-AM	1300
Grand Rapids	WTKG-AM	1230
Jackson	WKHM-AM	970
Kalamazoo	WKZO-AM	590
Little Rock, Arkansas	KASR-FM	92.7
Ludington	WKZB-FM	94.9
Marquette	WIAN-AM	1240
Niles	WNIL-AM	1290
Petoskey	WMBN-AM	1340
Saginaw	WSAM-AM	1400
Sirius Satellite Network	National Reach	
South Bend, Ind.	WDND-AM	1620
Tawas City	WQLB-FM	103.3
Toledo, Ohio	WLQR-AM	1470

### MICHIGAN RADIO NETWORK

Host Communications  
39555 Orchard Lake Place  
Suite 203  
Novi, MI 48375

**Radio Contact** ..... Steve Wright  
**Radio Contact** ..... Susan Schramm  
Phone ..... 248-349-2900  
Fax ..... 248-349-2984

### Michigan Basketball Radio Crew

**Play-By-Play** ..... Matt Shepard  
Phone ..... 248-762-9762  
**Play-By-Play** ..... Dan Gutowsky  
**Color Analyst** ..... Dugan Fife  
Phone ..... 248-703-0737  
**Color Analyst** ..... George Pomey  
**Engineers** ..... Tony Butler  
..... Ken Tucker  
..... Mike Singelyn  
..... Eric Granowicz



## BIG TEN TELECONFERENCE

Every Monday throughout the conference regular season, each Big Ten Conference head coach will be available via conference call for a 10-minute time frame. U-M coach Tommy Amaker will participate on the conference call at 11:20 a.m. Eastern (10:20 a.m. Central). For a complete teleconference schedule and the access number, contact the Big Ten Communications office and Robin Jentes by phone at 847-696-1010, ext. 143 or through email at rjentes@bigten.org

### BIG TEN COACHES CALL ORDER ..... EST TIME ZONE

Indiana's Kelvin Sampson	10:00 a.m.
Iowa's Steve Alford	10:10 a.m.
Minnesota's Jim Molinari	10:20 a.m.
Northwestern's Bill Carmody	10:30 a.m.
Penn State's Ed DeChellis	10:40 a.m.
Purdue's Matt Painter	10:50 a.m.
Michigan State's Tom Izzo	11:00 a.m.
Wisconsin's Bo Ryan	11:10 a.m.
Michigan's Tommy Amaker	11:20 a.m.
Ohio State's Thad Matta	11:30 a.m.
Illinois' Bruce Weber	11:40 a.m.
Player of the Week (if available)	11:50 a.m.

### BIG TEN TELECONFERENCE DATES

Monday, Dec. 11	✓
Monday, Jan. 8	
Monday, Jan. 15	
Monday, Jan. 22	
Monday, Jan. 29	
Monday, Feb. 5	
Monday, Feb. 12	
Monday, Feb. 19	
Monday, Feb. 26	
Monday, March 5	

Coming in August of 2007 will be the Big Ten Network



## MICHIGAN ASSISTANT COACHES RADIO SHOW

Michigan and Sports Talk 1050 WTKA have teamed up for a fourth season of the Michigan Basketball Assistant Coaches Show. During the 2006-07 season, WTKA will host the Michigan Basketball Assistant Coaches Show, scheduled from 7 to 8 p.m. on various days during the 2006-07 campaign. Along with WTKA afternoon hosts Josh Vernier and Sam Webb, a U-M assistant coach - Mike Jackson, Andrew Moore or Dave Pilipovich -- will join Vernier and Webb to discuss Michigan Basketball throughout the course of the season.

### Michigan Basketball Assistant Coaches Show (Sports Talk 1050 WTKA, 7:05-8:00 p.m.)

Monday, Nov. 6	Andrew Moore	7 to 8 p.m. ✓
Monday, Nov. 13	Mike Jackson	7 to 8 p.m. ✓
Wednesday, Nov. 29	Andrew Moore	7 to 8 p.m. ✓
Monday, Dec. 4	Mike Jackson	7 to 8 p.m. ✓
Monday, Dec. 11	Dave Pilipovich	7 to 8 p.m. ✓
Monday, Dec. 18	Andrew Moore	7 to 8 p.m. ✓
Wednesday, Dec. 27	Dave Pilipovich	7 to 8 p.m.
Monday, Jan. 8	Mike Jackson	7 to 8 p.m.
Monday, Jan. 15	Dave Pilipovich	7 to 8 p.m.
Monday, Jan. 22	Andrew Moore	7 to 8 p.m.
Monday, Jan. 29	Mike Jackson	7 to 8 p.m.
Monday, Feb. 19	Dave Pilipovich	7 to 8 p.m.
Monday, March 5	Andrew Moore	7 to 8 p.m.
Final Show TBD	All three assistants	TBD



## MICHIGAN SPORTS WEEKLY ON WXYT-RADIO

The University of Michigan Athletic Department, Host Communications and 1270 WXYT The Sports Station have teamed to provide Wolverine fans with a weekly one-hour radio show, Michigan Sports Weekly. The weekly radio program during the basketball season will feature WXYT's "Big Show" announcers Doug Karsch and Art Regner. The show will air weekly on 1270 WXYT The Sports Station and throughout the region on Michigan Radio Network affiliates. Check your local affiliate for the broadcast day and time. The Michigan Sports Weekly Show will air 40 times throughout the 2006-07 academic year and provide coverage of all 25 Wolverine varsity sports. In addition, Michigan fans can listen to the audio stream of the show free of charge through MGoBlue.com.

<b>DECEMBER</b>		<b>FEBRUARY</b>	
Tuesday, Dec. 19	7-8 p.m. ✓	Thursday, Feb. 1	7-8 p.m.
Tuesday, Dec. 26	7-8 p.m. ✓	Thursday, Feb. 9	7-8 p.m.
		Friday, Feb. 15	7-8 p.m.
<b>JANUARY</b>		Thursday, Feb. 22	7-8 p.m.
Thursday, Jan. 4	7-8 p.m.		
Thursday, Jan. 11	7-8 p.m.	<b>MARCH</b>	
Thursday, Jan. 18	7-8 p.m.	Thursday, March 1	7-8 p.m.
Thursday, Jan. 25	7-8 p.m.	Monday, March 7	7-8 p.m.
		Tuesday, March 12	7-8 p.m.
		Wednesday, March 19	7-8 p.m.
		Monday, March 27	7-8 p.m.



# MICHIGAN BASKETBALL TEAM NOTABLES

## MICHIGAN BASKETBALL HISTORY

### ALL-TIME RECORD

- **90th Season**
- **Years:** 1909, 1918 to present
- **All-Time Games:** 2040\*/2210
- **All-Time Record:** 1215-825\*/1328-882
- **Big Ten Games:** 1204\*/1290
- **Big Ten Record:** 624-580\*/674-616

### BIG TEN CONFERENCE TITLES (12)

- **Seven (7) Big Ten Conference Titles**
  - 1927, 1948, 1965, 1966, 1977, 1985, 1986
- **Five (5) Co-Big Ten Titles**
  - 1921, 1926, 1929, 1964, 1974

### CRISLER ARENA HISTORY

- **38th Season**
- **Opened:** 1967-68 season
- **Capacity:** 13,751
- **Student Section:** Maize Rage
  - started during the 1999-2000 season
- **Nickname:** "The House that Cazzie Built"
- **Games:** 504\*/576
  - **Crisler Arena Record:** 401-103\*/459-117
  - **vs. Big Ten at Crisler Arena:** 202-82\*/234-93

### CRISLER ARENA HONORED JERSEYS

- Cazzie Russell (33), retired Dec. 11, 1993
- Rudy Tomjanovich (45), honored Feb. 8, 2003
- Phil Hubbard (35), honored Jan. 11, 2004
- Glen Rice (41), honored Feb. 20, 2005
- Bill Buntin (22), honored Jan. 7, 2006

### NATIONAL TITLES

- 1989 NCAA Tournament Champions
- 1984 NIT Champions
- 2004 NIT Champions

### NCAA TOURNAMENT

- **NCAA Tournament Record:** 34-15\*/41-19
- **NCAA Tournament Appearances\* (16\*/20)**
- Years:** 1948, 1964, 1965, 1966, 1974, 1975, 1976, 1977, 1985, 1986, 1987, 1988, 1989, 1990, 1992\*, 1993\*, 1994, 1995, 1996\*, 1998\*
- **Sweet 16\* (10\*/11)**
- Years:** 1964, 1965, 1966, 1974, 1976, 1977, 1988, 1989, 1992, 1993\*, 1994
- **Elite Eights\* (10\*/11)**
- Years:** 1948, 1964, 1965, 1966, 1974, 1976, 1977, 1989, 1992, 1993\*, 1994
- **Final Fours\* (4\*/6)**
- Years:** 1964, 1965, 1976, 1989, 1992\*, 1993\*

### NATIONAL INVITATION TOURNAMENT

- **NIT Record:** 19-6\*/24-6
- **NIT Appearances\* (8\*/9)**
- Years:** 1971, 1980, 1981, 1984, 1991, 1997\*, 2000, 2004, 2006

### BIG TEN TOURNAMENT HISTORY

- **Big Ten Tournament Record:** 2-7\*/6-8
- **Seeding at Big Ten Tournament:**
- Years:** 1998\* (4th); 1999\* (10th); 2000 (8th); 2001 (10th); 2001 (10th); 2003 (3rd); 2004 (5th); 2005 (9th); 2006 (7th)

\* Due to NCAA sanctions, the University of Michigan has vacated the records from the 1992-93, '95-96, '96-97, '97-98 and '98-99 seasons. Games affected are: 170 total games, 113-57 overall record, 50-36 Big Ten, 7-4 NCAA, 5-0 NIT and 4-1 Big Ten Tournament. It also reflects vacating the 1992 Final Four appearance; the 1997 NIT championship; 1993, 1996 and 1998 NCAA Tournament appearances; and the 1998 Big Ten Tournament championship.

## MICHIGAN BASKETBALL NOTABLES

• Michigan coach Tommy Amaker enters his sixth season guiding the Wolverine program. After an 11-2 start to the 2006-07 season, Amaker has won 98 games with the Wolverines program. He needs just two more to reach the 100-win plateau and become the sixth head coach to reach that mark with the Maize and Blue. There have been 15 coaches leading the Wolverine program all-time.

• Michigan returns nine players from a year ago and will be led by the senior class of Lester Abram (fifth-year), Dion Harris, Brent Petway and Courtney Sims. There are eight newcomers to the Wolverine squad with five freshmen, two transfers and a walk on adding their name to the roster.

• Fifth-year senior wing Lester Abram is the Wolverines lone-captain for the 2006-07 season. It marks the first time a Michigan player has served as captain three times in their career. Abram was a tri-captain as a junior (2004-05) with Graham Brown and Sherrod Harrell and was a quad-captain as a senior (2005-06) with Brown, Harrell and Chris Hunter.

• Michigan opened the season playing five games in an eight-day stretch and its first eight in 17 days. In fact, the Maize and Blue opened the 2006-07 season playing its first seven games at home – Crisler Arena. Overall, the Wolverines will play 12 of its 15 non-conference games at Crisler Arena. The only road trips for the Wolverines will be at N.C. State (Nov. 27 – loss, 74-67) for the ACC/Big Ten Challenge, at Miami (Ohio) (Dec. 7 – win 62-56) and at 2006 NCAA Tournament national runner-up UCLA (Dec. 23 – loss, 92-55).

• Michigan picked up its 11th win of the season with a 67-52 win against Northern Illinois (Dec. 16). Overall, the Wolverines are 11-2 in 2006-07. In Tommy Amaker's career, his Wolverines have won at least 11 in a season. Overall, in Amaker's six seasons, his Wolverines have won an average of 16.3 games per season.

• With today's 67-52 win against Northern Illinois (Dec. 16), Michigan remained unbeaten at Crisler Arena on the season, improving to 10-0. Overall, Michigan has won its last 13 non-conference games in Ann Arbor.

• Michigan picked up its first road victory of the season with a 62-56 win at Miami (Ohio) (Dec. 7). Overall, the Wolverines are 1-2 away from Ann Arbor this season.

• With the 67-52 win against Northern Illinois (Dec. 16), Michigan swept the series against all three of its Mid-American Conference teams. Earlier this season, the Wolverine beat Eastern Michigan, 80-51 (Nov. 12) and picked up a road win at Miami (Ohio), 62-56 (Dec. 7).

• Michigan has used the same starting lineup in all 13 games of the season. Starting for the Maize and Blue has been: Dion Harris, Ron Coleman and Lester Abram on the perimeter with Brent Petway and Courtney Sims in the frontcourt. Ekpe Udoh (frontcourt) and Jerret Smith (backcourt) have usually been the first Wolverines off the bench.

• With their starts at UCLA (Dec. 23), Courtney Sims and Ron Coleman extended their consecutive games played streaks at Michigan. Both Wolverines have not missed a game in their careers: Sims has played in 111 straight, while Coleman has played in 77.

• Michigan has had a steady rotation of seven players, who are all averaging above 15 minutes of action per game. Dion Harris leads the team with 30.4 minutes, while Ron Coleman is second at 27.8 minutes per game. Rounding out the list is Lester Abram (26.5), Courtney Sims (25.2), Brent Petway (24.8), Jerret Smith (19.5) and Ekpe Udoh (18.5).

• Michigan has held its opponent to 60-or-fewer points in 10 of the 13 games. In fact the Wolverines have held four of their opponents to 50-or-fewer points in a game. The Wolverine opponent's are scoring 57.2 points per game, while the Maize and Blue are averaging 69.3 points per game for a near plus 13-point difference (+12.1).

• Overall, Michigan has held four opponents to 50-or-fewer points in a game this season. First was against Central Connecticut State (40, Nov. 10), followed by Harvard (50, Nov. 17), Wofford College (49, Dec. 2) and Delaware State (43, Dec. 9).

• Michigan held Central Connecticut State (Nov. 10) to just 40 total points in the season-opening game, which marked the lowest U-M opponent output since Wisconsin posted 39 points against the Maize and Blue at the Kohl Center (Feb. 27, 1999). Last season, the Wolverines held Old Dominion to just 43 points in the semifinals of the postseason NIT at Madison Square Garden (March 28, 2006).

## MICHIGAN QUICK FACTS

School:	University of Michigan
City/Zip:	Ann Arbor, Mich.
Founded:	1817
Enrollment:	37,751 (undergrad and grad)
Nickname:	The Wolverines
School Colors:	Maize (PMS 116) and Blue (PMS 282)
Arena/Gym Name:	Crisler Arena (13,751)
Student Section:	"The Maize Rage"
Affiliation:	NCAA Division I
Conference:	Big Ten
President:	Mary Sue Coleman
Athletics Director:	Bill Martin
Athletic Dept. Phone:	734-647-2583

# MICHIGAN BASKETBALL TEAM NOTABLES

## THE NATIONAL RANKINGS

### ASSOCIATED PRESS (Week 8, Dec. 25, 2006)

No.	Team	Record	Total
1.	UCLA (71)	11-0	1,799
2.	North Carolina (1)	10-1	1,720
3.	Florida	11-2	1,615
4.	<b>Wisconsin</b>	<b>12-1</b>	<b>1,577</b>
5.	Duke	11-1	1,457
6.	<b>Ohio State</b>	<b>10-2</b>	<b>1,351</b>
7.	Arizona	9-1	1,347
8.	Alabama	11-1	1,308
9.	Kansas	10-2	1,246
10.	Pittsburgh	11-2	1,065
11.	Texas A&M	10-2	1,001
12.	Connecticut	10-0	982
13.	Oklahoma State	12-1	853
14.	Washington	10-1	845
15.	Butler	12-1	734
16.	Wichita State	9-2	603
17.	LSU	7-3	596
18.	Marquette	12-2	571
19.	Notre Dame	10-1	517
20.	Oregon	11-0	501
21.	Tennessee	10-2	366
22.	Memphis	9-3	300
23.	Air Force	11-1	253
24.	Nevada	10-1	203
25.	Clemson	12-0	152

### OTHERS RECEIVING VOTES

Gonzaga 129, Texas 57, Michigan State 47, Florida State 45, Maryland 35, Syracuse 24, Kentucky 16, Missouri State 14, Washington State 14, Southern Illinois 9, Georgia Tech 9, Georgetown 8, Virginia 7, Purdue 6, Texas Tech 5, Drexel 5, Illinois 3, Dayton 2, New Mexico 2, Boston College 1.

### ESPN/USA TODAY COACHES POLL (Week 8, Dec. 25, 2006)

No.	Team	Record	Total
1.	UCLA (31)	11-0	775
2.	North Carolina	10-1	740
3.	Florida	11-2	693
4.	<b>Wisconsin</b>	<b>12-1</b>	<b>648</b>
5.	Duke	11-1	624
6.	<b>Ohio State</b>	<b>10-2</b>	<b>594</b>
7.	Arizona	9-1	577
8.	Alabama	11-1	545
9.	Connecticut	10-0	503
10.	Kansas	10-2	491
11.	Pittsburgh	11-2	461
12.	Texas A&M	10-2	401
13.	Washington	10-1	396
14.	Oklahoma State	12-1	347
15.	Butler	12-1	337
16.	Wichita State	9-2	234
17.	Air Force	11-1	219
18.	Nevada	10-1	205
19.	LSU	7-3	203
20.	Oregon	11-0	176
21.	Clemson	12-0	172
22.	Marquette	12-2	168
23.	Memphis	9-3	131
24.	Notre Dame	10-1	105
25.	<b>Michigan State</b>	<b>12-2</b>	<b>91</b>

### OTHERS RECEIVING VOTES

Tennessee 47, Maryland 32, Gonzaga 26, Washington State 23, Syracuse 20, Texas 19, Missouri State 14, **Illinois 14**, UNLV 13, Florida State 10, Southern Illinois 10, Georgia 5, West Virginia 4, Georgetown 2.

• With Northern Illinois (Dec. 16) scoring 23 points in the first half, Michigan has now held opponents to less than 25 first-half points in seven games this season. Overall, Wolverine opponents are averaging 24.5 points in the first half this season. Overall, Michigan is averaging 33.7 points in the first half, for an 9.2 difference.

• Michigan posted a season-high 83 points against Wofford. Michigan has scored 80 or more points in three games this season. Michigan's other two 80-point outputs were against Eastern Michigan (80, Nov. 12) and Harvard (82, Nov. 17). Overall, the Wolverines are posting 69.3 points per game.

• Michigan has three 30-plus victories on the season after the 33-point win against Delaware State (Dec. 9). The Wolverines posted a season-best 34-point win over Wofford (83-49) and also defeated Harvard by 32 points (Nov. 17, 82-50). The Maize and Blue have five 20-plus point victories on the season and has won by double digits in eight games this season.

• Overall, Michigan has had at least two double digit scorers in all 13 games. The Wolverines have also had at least three double-digit scorers in a game in six games this season. They had a season-best five double-digit scorers against Harvard (Nov. 17).

• Michigan had five players in double figures against Harvard (Nov. 17) -- Ron Coleman (20), Courtney Sims (12), Ekpe Udoh (11), Dion Harris (10) and Lester Abram (10). The last time Michigan had five double-digit scorers was Feb. 9, 2006, against Ohio State at Crisler Arena.

• Michigan has two double-digit scorers this season. Courtney Sims leads the team with 15.4 points a game after scoring in double figures in eight games. Dion Harris is averaging 12.8 points a game with three 20-plus point games so far. Lester Abram added his name to the mix as he is averaging 8.6 points a game while Ron Coleman is just out of the double-digit scoring column as he is posting 8.2 points per game, as he has had four double-digit performances including a career-best 20 points against Harvard (Nov. 17). Brent Petway is also close posting a career-best 8.1 points per game.

• With his second three-pointer in the first half against Youngstown State (Nov. 22), Lester Abram became the 42nd Wolverine to score 1,000 career points. He became the second Wolverine this season to accomplish the feat after Courtney Sims reached the milestone against UW-Milwaukee (Nov. 15) on a free throw early in the first half. Along with Dion Harris, the Wolverines now have three active 1,000 point scorers.

## MICHIGAN IN THE POLLS

	AP	ESPN/USA Today
week 1, preseason	RV (41st, 6)	RV (37th, 17)
week 2, Nov. 13	RV (41st, 6)	RV (37th, 17)
week 3, Nov. 20	RV (48th, 3)	RV (35th, 25)
week 4, Nov. 27	RV (41st, 4)	RV (31st, 24)
week 5, Dec. 4	RV (t-50th, 2)	NV
week 6, Dec. 11	RV (t-44th, 7)	NV
week 7, Dec. 18	RV (t-40th, 5)	NV
week 8, Dec. 25	NV	NV
week 9,	----	----
week 10,	----	----
week 11,	----	----
week 12,	----	----
week 13,	----	----
week 14,	----	----
week 15,	----	----
week 16,	----	----
week 17,	----	----
week 18,	----	----
week 19,	----	----
Final Ranking	----	----

## MICHIGAN IN THE NATIONAL RANKINGS [AS OF DEC. 17, 2006]

Team Rankings (325 ranked)	Rank	Actual	National Leader	Actual
Scoring Offense	154	70.5	VMI	102.1
Scoring Defense	10	54.3	West Virginia	50.9
Scoring Margin	31	16.2	Florida	29.6
Field-Goal Percentage	51	48.3	Air Force	54.0
Field-Goal Percentage Defense	11	36.0	Southern California	33.3
Three-Point Field Goals Per Game	270	5.3	VMI	14.7
Three-Point Field-Goal Percentage	198	33.5	Texas Tech	48.5
Free-Throw Percentage	167	68.0	Butler	80.8
Rebound Margin	17	9.4	Virginia	14.0
Assists Per Game	40	17.0	Texas A&M	21.2
Blocked Shots Per Game	9	6.8	Connecticut	10.8
Steals Per Game	154	7.3	VMI	16.2
Turn-Lost Percentage	7	91.7	six tied at	100.0
Turnovers Per Game	105	14.8	Butler	10.1
Personal Fouls Per Game	25	15.9	Eastern Ky.	12.0

Individual Rankings (100 ranked)	Player	Rank	Actual	National Leader	Actual
Field-Goal Percentage	Courtney Sims	9	66.4	Jermaine Griffin, UT-Arl	72.7
Assists Per Game (100 ranked)	Dion Harris	53	5.3	Jared Jordan, Marist	8.5
Blocked Shots Per Game (100 ranked)	Brent Petway	61	2.0	Sean Williams, BC	5.4
	Ekpe Udoh	66	1.9		

# MICHIGAN BASKETBALL TEAM NOTABLES

MICHIGAN IN THE BIG TEN RANKINGS				
(AS OF DEC. 24, 2006)				
	ALL GAMES	RANK	BIG TEN	RANK
Scoring Offense	69.3	8th	-	-
Scoring Defense	57.2	3rd	-	-
Scoring Margin	+12.1	7th	-	-
Field Goal Percentage	.482	3rd	-	-
Field Goal Defense	.378	2nd	-	-
3-Point Field Goal Percentage	.323	11th	-	-
3-Point Field Goal Defense	.346	8th	-	-
3-Point Field Goals Made	5.00	11th	-	-
Free Throw Percentage	.682	5th	-	-
Rebounding Offensive	37.3	4th	-	-
Rebounding Defensive	28.9	4th	-	-
Rebounding Margin	+8.4	3rd	-	-
Offensive Rebounds	12.62	4th	-	-
Defensive Rebounds	24.69	3rd	-	-
Assists	16.38	4th	-	-
Turnover Margin	+0.54	8th	-	-
Assist/Turnover Ratio	1.07	7th	-	-
Blocks	6.77	1st	-	-
Steals	6.92	6th	-	-

INDIVIDUALS IN THE BIG TEN RANKINGS		
(AS OF DEC. 24, 2006)		
	ALL GAMES	RANK
<b>Scoring</b>		
Courtney Sims	15.4	t-7th
Dion Harris	12.8	15th
<b>Rebounding</b>		
Brent Petway	7.6	3rd
Courtney Sims	7.2	5th
<b>Offensive Rebounds</b>		
Brent Petway	3.00	1st
Courtney Sims	2.31	t-11th
<b>Defensive Rebounds</b>		
Courtney Sims	4.85	2nd
Brent Petway	4.62	4th
<b>Field Goal Percentage (min. 3.0 made per game)</b>		
Courtney Sims	.658	1st
Brent Petway	.632	3rd
<b>3-Point Field Goal Percentage (min. 1.0 made per game)</b>		
none		
<b>3-Point Field Goals Made</b>		
Dion Harris	2.00	t-11th
<b>Free Throw Percentage (min. 2.0 made per game)</b>		
Dion Harris	.780	3rd
Courtney Sims	.677	15th
<b>Assists</b>		
Dion Harris	4.85	5th
<b>Assist/Turnover Ratio (min. 3.0 assists/game)</b>		
Dion Harris	1.85	7th
<b>Steals</b>		
Lester Abram	1.54	t-4th
Dion Harris	1.31	t-9th
<b>Blocks</b>		
Brent Petway	1.85	t-4th
Ekpe Udoh	1.85	t-4th
Courtney Sims	1.69	6th
<b>Minutes</b>		
Dion Harris	30.38	13th

• With Lester Abram joining the 1,000-point club, Michigan now has three current players in the exclusive club. Abram (1,067, No. 37) joins Dion Harris (1,296, No. 24) and Courtney Sims (1,128, No. 33) as active players in the 1,000 point club. It is the sixth time in U-M history Michigan has had at least three 1,000-point players active during a season.

• Michigan has shot 48.2 percent this season, while holding its opponents to just 37.8 percent from the field. The Wolverines are shooting almost 50 percent thanks in part to Big Ten leader Courtney Sims (65.8 percent), Brent Petway (63.2 percent), Ekpe Udoh (53.7 percent) and Ron Coleman (48.3 percent).

• This season Michigan has four total games shooting above 50 percent in a game. Michigan posted a season-best mark against Wofford (Dec. 2 – 61.8 (34-for-55)). The three other games include: Harvard (Nov. 17 – 59.6 (34-for-57)), Delaware State (Dec. 9 – 54.3 percent (25-for-46)) and Davidson (Nov. 11 - 50.0 percent (25-for-50)). Overall, Michigan is shooting 48.2 percent from the field this season.

• Michigan shot a season-best 71.4 percent mark from beyond the three-point line at Miami (Ohio) (Dec. 7). The Wolverines finished the game 5-for-7 from long range. It is the second game this season the Wolverines have shot over 60 percent from long range in a game. Earlier this season, Michigan went 9-for-14 (64.3 percent) from long range against Wofford (Dec. 2).

• Michigan is out-rebounding its opponents by 8.4 per game this season. The Wolverines are averaging near 40 rebounds per game as the Maize and Blue are averaging 37.3 rebounds per game. Overall, Michigan is holding its opponents to 28.9 per game.

• Four times this season, Michigan has posted more than 40 rebounds in a game. The Wolverines tied a season-high with 44 boards against UMBC (Nov. 25). The Maize and Blue also had 44 rebounds against Eastern Michigan (Nov. 12). The other 40 rebound game was against Eastern Michigan (41, Nov. 12) and at N.C. State (43, Nov. 27). Michigan had only six games all of last season with 40-plus rebounds in a game.

• Michigan is averaging 12.6 offensive rebounds a game. The Wolverines have posted 10-or-more offensive rebounds in 12 games this season. The Maize and Blue had a season-best 19 offensive rebounds against Northern Illinois (Dec. 16). U-M opponents are averaging 10.1 offensive boards a game.

• Michigan has a pair of Wolverines in a rebounding battle – Brent Petway and Courtney Sims. Both Wolverines are averaging career-best rebounding production with Petway at 7.6 per game, while Sims is at 7.2. Petway has four games posting 10-plus rebounds in a game, while Sims has three. Combined Petway and Sims hit double-digit rebounds, they also collect a double-double. So far the duo has seven double-digit rebounding games, leading to six double-doubles, three apiece.

• With a season-best-tying 24 total assists against Wofford, Michigan has now recorded 20 or more assists in three games. Michigan also had 20 or more assists against Harvard (24, Nov. 17) and Youngstown State (20, Nov. 22). Michigan is averaging 16.4 assists a game.

• This season Michigan is averaging 16.4 assists per game. Overall, Dion Harris leads the team with a career-best 4.8 per game, while Lester Abram is also averaging a career-best 2.7 assists per game, who has not averaged about 1.3 in a given season for his career. Additional players with career-best assists this season include: Brent Petway (1.7), Ron Coleman (1.4) and Jerret Smith (2.8)

• With 10 steals against Harvard (Nov. 17), Michigan has now recorded two games with 10-plus steals this season. The Wolverines have 90 steals in 13 games for 6.9 per game. Michigan had a season-best 14 steals against Eastern Michigan (Nov. 12). The Wolverines have posted five-or-more steals in a game 10 times this season.

• Michigan posted a season-best 11 blocks against UMBC (Nov. 25). The last time the Wolverines had over 10 blocks in a game was against Chicago State on Dec. 31, 2005. In the following game, Michigan posted its second straight 10-plus block game with exactly 10 at N.C. State (Nov. 27). Overall, Michigan has

# MICHIGAN BASKETBALL TEAM NOTABLES

88 blocks and is averaging 6.7 blocks per game, which is tops in the Big Ten.

- Michigan has a near 3-to-1 ratio when it comes to blocks. The Wolverines have swatted away 88 blocks, while their opponents have recorded just 24. Brent Petway and Ekpe Udoh are tied for the team lead with 24 total blocks, while Courtney Sims is just behind at 22.

- Reed Baker, K'Len Morris, Kendric Price, DeShawn Sims and Ekpe Udoh all made their regular season collegiate debuts against Central Connecticut State (Nov. 10) as the Wolverines hosted the John Thompson Challenge. David Merritt and Phil DeVries made their debuts against Eastern Michigan (Nov. 12). Anthony Wright did not play during the weekend as he is being considered for a redshirt.

- C.J. Lee and Zack Gibson will have to sit out the 2006-07 season due to NCAA transfer rules. Lee played two years at Manhattan College, while Gibson played a year at Rutgers before coming to Ann Arbor. Both players will not be able to dress for home games or travel to road games, but will be able to practice fully with the Wolverines.

## JOHN THOMPSON CHALLENGE NOTABLES

- Michigan was one of three schools hosting a John Thompson Foundation "Basketball Challenge," Friday through Sunday (Nov. 10-12). UW-Milwaukee and Missouri were the two other host sites. Michigan hosted Central Connecticut State, Davidson and Eastern Michigan; UW-Milwaukee hosted Radford, UAB and Washington State and Missouri hosted Army, North Carolina A&T and Stetson at its respective arenas.

- The John Thompson Charitable Foundation was established by former Georgetown University coach John Thompson in 2000 to help improve the quality of life for disadvantaged children within the District of Columbia and other communities.

- Michigan closed its portion of the John Thompson Challenge with a perfect 3-0 mark after wins over Central Connecticut State (60-40), Davidson (78-68) and Eastern Michigan (80-51). To officially close the John Thompson Challenge, Michigan and UW-Milwaukee met in a final host-vs.-host game with the Wolverines defeating the Panthers, 66-59, in a hard-fought back-and-forth battle at Crisler Arena.

- Michigan's Dion Harris was named Most Valuable Player for the 2006 John Thompson Challenge in Ann Arbor, while Ron Coleman and Courtney Sims were named to the All-Challenge Team. Other players named to the team included Davidson's Stephen Curry, Central Connecticut State's Javier Mojica and Eastern Michigan's Carlos Medlock.

- Michigan hosted its first tournament at Crisler Arena since the 2004-05 season when the Wolverines hosted the first two rounds of the 2004 Preseason NIT Tournament. In fact, the Wolverines have not held a "traditional" tournament at Crisler Arena since the 1975-76 season. After hosting the first round of the 1986 Preseason NIT and the first two rounds and 1995 Preseason NIT, the last time the Wolverines hosted a "traditional" tournament at home was the 1975 Michigan Invitational with Yale and Bowling Green coming to Ann Arbor.

- After going 4-0 in the four games of the John Thompson Challenge, Michigan improved its record to an impressive 18-1\* (20-1) all-time in tournament games held at Crisler Arena. After starting its all-time series record with a 3-0 start in tournament games at Crisler Arena, the Wolverines dropped an 88-72 decision against Toledo (Dec. 21, 1971) in the 1971 Michigan Invitational. Since then, the Wolverines have not lost since rattling off 15\* (17) straight preseason tournament wins at Crisler Arena.

## WOLVERINE PLAYER DOUBLE-DOUBLE CAREER LIST

### Courtney Sims (12)

• 1st	11 points, 15 rebounds against Purdue (Feb. 7, 2004)	W, 64-63
• 2nd	10 points, 12 rebounds vs. Illinois (March 14, 2004)	L, 60-74
• 3rd	10 points, 10 rebounds against Colorado (Nov. 19, 2004)	W, 69-60
• 4th	10 points, 10 rebounds vs. Providence (Nov. 26, 2004)	L, 63-72
• 5th	10 points, 13 rebounds at Iowa (Jan. 5, 2005)	W, 65-63
• 6th	33 points, 13 rebounds against Delaware State (Dec. 7, 2005)	W, 69-49
• 7th	23 points, 13 rebounds against Chicago State (Dec. 31, 2005)	W, 86-69
• 8th	26 points, 16 rebounds against Ohio State (Feb. 9, 2006)	L, 85-94
• 9th	10 points, 10 rebounds at Ohio State (Feb. 25, 2006)	L, 54-64
• 10th	26 points, 10 rebounds against UW-Milwaukee (Nov. 15, 2006)	W, 66-59
• 11th	18 points, 12 rebounds against UMBC (Nov. 25, 2006)	W, 66-54
• 12th	21 points, 13 rebounds against Northern Illinois (Dec. 16, 2006)	W, 67-52

### Brent Petway (6)

• 1st	13 points, 11 rebounds against Boston U (Dec. 14, 2004)	L, 52-63
• 2nd	10 points, 10 rebounds against Wisconsin (Jan. 22, 2005)	L, 61-72
• 3rd	16 points, 10 rebounds against Iowa (March 5, 2005)	L, 72-74 ot
• 4th	13 points, 11 rebounds against UW-Milwaukee (Nov. 15, 2006)	W, 66-59
• 5th	13 points, 10 rebounds against Youngstown State (Nov. 22, 2006)	W, 65-56
• 6th	12 points, 10 rebounds against Delaware State (Dec. 9, 2006)	W, 70-43

### Lester Abram (1)

• 1st	13 points, 10 rebounds at Iowa (Feb. 14, 2004)	L, 61-69
-------	--	----------

### Dion Harris (1)

• 1st	14 points, 10 assists against Wofford (Dec. 2, 2006)	W, 83-49
-------	--	----------

# MICHIGAN BASKETBALL RECORD WATCHING

## 100-CAREER GAME LIST

1.	Vaught, Loy, 1986-90.....	135
2.	Rice, Glen, 1986-89.....	134
3.	Bullock, Louis*, 1996-99.....	132*
	Griffin, Michael, 1987-90.....	132
5.	King, Jimmy, 1992-95.....	130
6.	Grant, Gary, 1985-88.....	129
7.	Joubert, Antoine, 1984-87.....	127
8.	Baston, Maceo, 1995-98.....	126
	Riley, Eric, 1990-93.....	126
10.	Jackson, Ray, 1992-95.....	125
	Conlan, Travis, 1995-98.....	125
12.	Rellford, Richard, 1983-86.....	124
13.	Tarpley, Roy, 1983-86.....	122
14.	Asselin, Josh, 1998-2001.....	121
	Wade, Butch, 1983-86.....	121
16.	Robinson Jr., Bernard, 2001-04.....	120
17.	Brown, Graham, 2003-06.....	119
18.	Young, Chris, 1999-2002.....	117
	Talley, Michael, 1990-93.....	117
	Pelinka, Rob, 1990-93.....	117
21.	Grote, Steve, 1974-77.....	116
22.	Fife, Dugan, 1993-96.....	115
	Blanchard, LaVell, 2000-03.....	115
24.	Hughes, Mark, 1986-89.....	114
	McGee, Mike, 1978-81.....	114
	Groninger, Gavin, 2000-03.....	114
27.	Henderson, Robert, 1983-86.....	113
	Jones, Leon, 1999-2002.....	113
	Baxter, Dave, 1975-78.....	113
30.	Hardy, Alan, 1976-79.....	112
31.	<b>Sims, Courtney, 2004-present.....</b>	<b>111</b>
	Thompson, Garde, 1984-87.....	111
	Garner, Thad, 1979-82.....	111
34.	Horton, Daniel, 2003-06.....	110
35.	<b>Harris, Dion, 2004-present.....</b>	<b>109</b>
	Heuerman, Paul, 1978-81.....	109
37.	Thompson, Joel, 1975-78.....	108
38.	Person, Ike, 1980-83.....	106
	Bodnar, Marty, 1978-81.....	106
40.	Staton, Tom, 1975-79.....	105
	Hunter, Chris, 2003-06.....	105
42.	Pelekoudas, Dan, 1981-84.....	104
43.	Mills, Terry, 1988-90.....	102
	Vignier, Peter, 1997-2000.....	102
	Rose, Jalen, 1992-94.....	102
	Rockymore, Leslie, 1982-85.....	102
47.	Robinson, Rumeal, 1988-90.....	100
	Johnson, John, 1978-81.....	100
	Howard, Juwan, 1992-94.....	100
	Harrell, Sherrod, 2003-06.....	100
	<b>Abram, Lester, 2003-present.....</b>	<b>98</b>
	<b>Petway, Brent, 2004-present.....</b>	<b>97</b>

## 100-CAREER STARTS

1.	Bullock, Louis, 1996-99.....	129*
2.	Grant, Gary, 1985-88.....	128
3.	King, Jimmy, 1992-95.....	117
4.	Joubert, Antoine, 1984-87.....	115
5.	McGee, Mike, 1978-81.....	112
6.	Rellford, Richard, 1983-86.....	111
7.	Blanchard, LaVell, 2000-03.....	108
	Grote, Steve, 1974-77.....	108
9.	Brown, Graham, 2003-06.....	106
	Horton, Daniel, 2003-06.....	106
11.	Robinson Jr., Bernard, 2001-04.....	104
12.	Jackson, Ray, 1992-95.....	103
13.	Mills, Terry, 1988-90.....	101
	Rose, Jalen, 1992-94.....	101
	Rice, Glen, 1986-89.....	101
	<b>Sims, Courtney, 2004-present.....</b>	<b>95</b>
	<b>Abram, Lester, 2003-present.....</b>	<b>85</b>
	<b>Harris, Dion, 2004-present.....</b>	<b>77</b>

## ALL-TIME SCORING LEADERS

1.	Rice, Glen, 1986-89.....	2442
2.	McGee, Mike, 1978-81.....	2439
*	<i>Bullock, Louis*, 1996-99.....</i>	<i>2224*</i>
4.	Grant, Gary, 1985-88.....	2222
5.	Russell, Cazzie, 1964-66.....	2164
6.	Blanchard, LaVell, 2000-03.....	1818
7.	Tomjanovich, Rudy, 1968-70.....	1808
8.	Rose, Jalen, 1992-94.....	1788
9.	Buntin, Bill, 1963-65.....	1725
10.	Wilmore, Henry, 1971-73.....	1652
11.	Horton, Daniel, 2003-06.....	1614
12.	Tarpley, Roy, 1983-86.....	1601
13.	Joubert, Antoine, 1984-87.....	1594
14.	King, Jimmy, 1992-95.....	1542
15.	Howard, Juwan, 1992-94.....	1526
16.	Robinson Jr., Bernard, 2001-04.....	1505
17.	Hubbard, Phil, 1976-79.....	1455
18.	Vaught, Loy, 1987-90.....	1451
19.	Robinson, Rumeal, 1988-90.....	1446
20.	Mills, Terry, 1988-90.....	1405
21.	Tidwell, John, 1959-61.....	1386
22.	Baston, Maceo, 1995-98.....	1340
23.	Grote, Steve, 1974-77.....	1330
24.	<b>Harris, Dion, 2004-present.....</b>	<b>1296</b>
25.	Jackson, Ray, 1992-95.....	1262
*	<i>Taylor, Maurice*, 1995-97.....</i>	<i>1262*</i>
27.	Turner, Eric, 1982-84.....	1251
28.	Stewart, Dennis, 1967-69.....	1224
*	<i>Webber, Chris*, 1992-93.....</i>	<i>1218*</i>
30.	Rellford, Richard, 1983-86.....	1211
*	<i>Traylor, Robert*, 1996-98.....</i>	<i>1210*</i>
32.	Green, Rickey, 1976-77.....	1184
33.	<b>Sims, Courtney, 2004-present.....</b>	<b>1128</b>
34.	Kramer, Ron, 1955-57.....	1119
35.	Burton, M.C., 1957-59.....	1115
36.	Russell, Campy, 1973-74.....	1082
37.	<b>Lester Abram, 2003-present.....</b>	<b>1067</b>
38.	Lee, George, 1957-59.....	1043
39.	Robinson, John, 1974-77.....	1040
40.	Garner, Thad, 1979-82.....	1039
41.	Eaddy, Don, 1952-55.....	1012
42.	Britt, Wayman, 1973-76.....	1000

## ALL-TIME REBOUNDS

(records available since 1958)

1.	Tomjanovich, Rudy, 1968-70.....	1039
2.	Buntin, Bill, 1963-65.....	1037
3.	Vaught, Loy, 1988-90.....	993
4.	Hubbard, Phil, 1976-78, '79.....	979
5.	Tarpley, Roy, 1983-86.....	953
6.	Rice, Glen, 1986-89.....	859
7.	Blanchard, LaVell, 2000-03.....	845
8.	Burton, M.C., 1957-59.....	831
9.	Baston, Maceo, 1995-98.....	830
10.	Darden, Oliver, 1964-66.....	757
11.	Howard, Juwan, 1992-94.....	745
*	<i>Traylor, Robert*, 1996-98.....</i>	<i>745*</i>
*	<i>Webber, Chris*, 1992-93.....</i>	<i>702*</i>
14.	Cole, Tom, 1961-63.....	684
15.	Mills, Terry, 1988-90.....	681
16.	Wade, Butch, 1983-86.....	678
17.	Russell, Cazzie, 1964-66.....	676
18.	Riley, Eric, 1990-93.....	652
19.	Robinson Jr., Bernard, 2001-04.....	640
20.	Brown, Graham, 2003-06.....	632
21.	Brady, Ken, 1971-73.....	617
22.	Kupec, C.J., 1973-75.....	609
23.	<b>Sims, Courtney, 2004-present.....</b>	<b>603</b>
	Robinson, John, 1975-77.....	603
25.	Garner, Thad, 1979-82.....	602
*	<i>Taylor, Maurice*, 1995-97.....</i>	<i>599*</i>
27.	Stewart, Dennis, 1967-69.....	595
28.	Asselin, Josh, 1998-2001.....	592
29.	Jackson, Ray, 1992-95.....	578
30.	Wilmore, Henry, 1971-73.....	573
31.	Tregoning, Larry, 1963-65.....	536
32.	King, Jimmy, 1992-95.....	535
33.	Russell, Campy, 1973-74.....	531
34.	McGee, Mike, 1978-81.....	530
35.	Johnson, Ernest, 1971-73.....	523
36.	Young, Chris, 1998-2002.....	515
	<b>Petway, Brent, 2004-present.....</b>	<b>449</b>



# MICHIGAN BASKETBALL RECORD WATCHING

## ALL-TIME ASSISTS

(records available since 1977)

1.	Grant, Gary, 1985-88.....	731
2.	Robinson, Rumeal, 1988-90.....	575
3.	Joubert, Antoine, 1984-87.....	539
4.	Horton, Daniel, 2003-06.....	484
5.	Conlan, Travis, 1995-98.....	480
6.	Turner, Eric, 1982-84.....	421
7.	Rose, Jalen, 1992-94.....	401
8.	Robinson Jr., Bernard, 2001-04.....	364
9.	Grote, Steve, 1974-77.....	358
10.	King, Jimmy, 1992-95.....	354
	<b>Harris, Dion, 2004-present.....</b>	<b>334</b>

## ALL-TIME BLOCKS

(records available since 1977)

1.	Tarpley, Roy, 1983-86.....	251
2.	<b>Sims, Courtney, 2004-present.....</b>	<b>189</b>
*	<i>Webber, Chris*, 1992-93.....</i>	<i>175*</i>
4.	Riley, Eric, 1990-93.....	168
5.	Baston, Maceo, 1995-98.....	138
6.	Asselin, Josh, 1998-2001.....	136
7.	<b>Petway, Brent, 2004-present.....</b>	<b>118</b>
8.	Mills, Terry, 1988-90.....	111
*	<i>Traylor, Robert*, 1996-98.....</i>	<i>97*</i>
10.	Young, Chris, 1999-2002.....	93

## ALL-TIME STEALS

(records available since 1977)

1.	Grant, Gary, 1985-88.....	300
2.	Horton, Daniel, 2003-06.....	187
	King, Jimmy, 1992-95.....	187
4.	Robinson Jr., Bernard, 2001-04.....	169
5.	Conlan, Travis, 1995-98.....	167
6.	Robinson, Rumeal, 1988-90.....	150
7.	Garner, Thad, 1979-82.....	142
*	<i>Bullock, Louis*, 1996-99.....</i>	<i>137*</i>
9.	Fife, Dugan, 1993-96.....	125
10.	Rose, Jalen, 1992-94.....	117
	<b>Harris, Dion, 2004-present.....</b>	<b>114</b>
	<b>Abram, Lester 2003-present.....</b>	<b>103</b>

## ALL-TIME MINUTES

1.	Bullock, Louis*, 1996-99.....	4356*
2.	Grant, Gary, 1985-88.....	4231
3.	King, Jimmy, 1992-95.....	4120
4.	Rice, Glen, 1986-89.....	4069
5.	Joubert, Antoine, 1984-87.....	3960
6.	McGee, Mike, 1978-81.....	3941
7.	Horton, Daniel, 2003-06.....	3697
8.	Robinson Jr., Bernard, 2001-04.....	3666
9.	Blanchard, LaVell, 2000-03.....	3607
10.	Rose, Jalen, 1992-94.....	3517
11.	<b>Harris, Dion, 2004-present.....</b>	<b>3448</b>
12.	Garner, Thad, 1979-82.....	3402
13.	Conlan, Travis, 1995-98.....	3395
14.	Tarpley, Roy, 1983-86.....	3230
15.	Jackson, Ray, 1992-95.....	3220
16.	Howard, Juwan, 1992-94.....	3134
17.	Harris, Dion, 2004-present.....	3053
18.	Turner, Eric, 1982-84.....	3000
19.	Robinson, Rumeal, 1988-90.....	2997
20.	Baston, Maceo, 1995-98.....	2974
21.	Vaught, Loy, 1986-90.....	2920

## ALL-TIME FIELD GOAL PERCENTAGE

(records available since 1955)

(minimum 300 attempts)

1.	Baston, Maceo, 1995-98.....	62.72
2.	Vaught, Loy, 1987-90.....	61.70
3.	<b>Petway, Brent, 2004-present.....</b>	<b>60.67</b>
4.	<b>Sims, Courtney, 2004-present.....</b>	<b>60.29</b>
5.	Young, Chris, 1999-2002.....	60.29
*	<i>Webber, Chris*, 1992-93.....</i>	<i>58.89*</i>
7.	Brown, Graham, 2003-06.....	57.80
8.	Fife, Dan, 1969-71.....	57.44
9.	Rice, Glen, 1986-89.....	56.90
*	<i>Traylor, Robert*, 1996-98.....</i>	<i>56.56*</i>

## ALL-TIME FREE THROW PERCENTAGE

(records available since 1955)

(minimum 150 attempts)

*	Bullock, Louis*, 1996-99.....	86.03*
2.	<b>Abram, Lester, 2003-present.....</b>	<b>84.41</b>
3.	Russell, Cazzie, 1963-66.....	82.65
4.	Robinson Jr., Bernard, 2001-04.....	81.36
5.	Blanchard, LaVell, 2000-03.....	81.33
6.	Rice, Glen, 1985-89.....	79.74
7.	Horton, Daniel, 2003-06.....	79.56
8.	Burton, M.C., 1957-59.....	79.28
9.	Rellford, Richard, 1983-86.....	79.23
10.	Grant, Gary, 1985-88.....	78.97

## ALL-TIME THREE-POINT FIELD GOALS MADE

(records available since 1986)

*	<i>Bullock, Louis*, 1996-99.....</i>	<i>339*</i>
2.	Horton, Daniel, 2003-06.....	233
3.	<b>Harris, Dion, 2004-present.....</b>	<b>222</b>
4.	Blanchard, LaVell, 2000-03.....	189
5.	Reid, Robbie, 1998-99.....	160
6.	Rice, Glen, 1986-89.....	135
7.	Rose, Jalen, 1992-94.....	124
8.	King, Jimmy, 1992-95.....	122
9.	Groninger, Gavin, 2000-03.....	117
10.	Ward, Jerod, 1995-98.....	111

## ALL-TIME THREE-POINT FIELD GOAL ATTEMPTS

(records available since 1986)

*	<i>Bullock, Louis*, 1996-99.....</i>	<i>802*</i>
2.	Horton, Daniel, 2003-06.....	651
3.	<b>Harris, Dion, 2004-present.....</b>	<b>630</b>
4.	Blanchard, LaVell, 2000-03.....	485
5.	Reid, Robbie, 1998-99.....	397
6.	Rose, Jalen, 1992-94.....	369
7.	Groninger, Gavin, 2000-03.....	362
8.	King, Jimmy, 1992-95.....	348
9.	Ward, Jerod, 1995-98.....	327
10.	Fife, Dugan, 1993-96.....	287

## 1,000 CAREER POINTS & 500 CAREER REBOUNDS

Player, Season	Points	Rebs
1.	Rice, Glen, 1986-89	2,442 859
2.	McGee, Mike, 1978-81	2,439 530
3.	Russell, Cazzie, 1964-66	2,164 676
4.	Blanchard, LaVell, 2000-03	1,818 845
5.	Tomjanovich, Rudy, 1968-70	1,808 1,039
6.	Buntin, Bill, 1963-65	1,725 1,037
7.	Wilmore, Henry, 1971-73	1,652 573
8.	Tarpley, Roy, 1983-86	1,601 953
9.	King, Jimmy, 1992-95	1,542 535
10.	Howard, Juwan, 1992-94	1,526 745
11.	Robinson Jr., Bernard, 2001-04	1,505 640
12.	Hubbard, Phil, 1976-79	1,455 979
13.	Vaught, Loy, 1987-90	1,451 993
14.	Mills, Terry, 1988-90	1,405 681
15.	Baston, Maceo, 1995-98	1,340 830
16.	Jackson, Ray, 1992-95	1,262 578
	Taylor, Maurice*, 1995-97	1,262* 599
18.	Stewart, Dennis, 1967-69	1,224 595
19.	Webber, Chris*, 1992-93	1,218* 702*
20.	Traylor, Robert, 1996-98	1,210* 735*
21.	<b>Sims, Courtney, 2004-present</b>	<b>1,128 603</b>
22.	Burton, M.C., 1957-59	1,115 831
23.	Russell, Campy, 1973-74	1,082 531
24.	Robinson, John, 1974-77	1,040 607
25.	Garner, Thad, 1979-82	1,039 602

## 500 CAREER POINTS & 500 CAREER REBOUNDS

Player	Points	Rebs
1.	Rice, Glen, 1986-89	2,442 859
2.	McGee, Mike, 1978-81	2,439 530
3.	Russell, Cazzie, 1964-66	2,164 676
4.	Blanchard, LaVell, 2000-03	1,818 845
5.	Tomjanovich, Rudy, 1968-70	1,808 1,039
6.	Buntin, Bill, 1963-65	1,725 1,037
7.	Wilmore, Henry, 1971-73	1,652 573
8.	Tarpley, Roy, 1983-86	1,601 953
9.	King, Jimmy, 1992-95	1,542 535
10.	Howard, Juwan, 1992-94	1,526 745
11.	Robinson Jr., Bernard, 2001-04	1,505 640
12.	Hubbard, Phil, 1976-79	1,455 979
13.	Vaught, Loy, 1986-90	1,451 993
14.	Mills, Terry, 1988-90	1,405 681
15.	Baston, Maceo, 1995-98	1,340 830
16.	Taylor, Maurice*, 1995-97	1,262* 599*
	Jackson, Ray, 1992-95	1,262 578
18.	Stewart, Dennis, 1967-69	1,224 595
19.	Webber, Chris*, 1992-93	1,218* 702*
20.	Traylor, Robert*, 1996-98	1,210* 735*
21.	<b>Sims, Courtney, 2004-present</b>	<b>1,128 603</b>
22.	Burton, M.C., 1957-59	1,115 831
23.	Russell, Campy, 1973-74	1,082 531
24.	Robinson, John, 1974-77	1,040 607
25.	Garner, Thad, 1979-82	1,039 602
26.	Darden, Oliver, 1964-66	993 747
27.	Cole, Tom, 1961-63	976 684
28.	Kupec, C.J., 1973-75	967 609
29.	Asselin, Josh, 1998-2001	879 592
30.	Young, Chris, 1999-2002	788 515
31.	Riley, Eric, 1990-93	777 652
32.	Brady, Kenneth, 1971-73	717 617
33.	Tregoning, Larry, 1963-65	692 536
34.	Wade, Butch, 1983-86	674 678
35.	Johnson, Ernest, 1971-73	657 523
36.	Brown, Graham, 2003-06	618 632
	<b>Petway, Brent, 2004-present</b>	<b>561 449</b>

# MICHIGAN BASKETBALL INSIDE THE NUMBERS

RECORD BY VENUE	2006-07	2006-07	Amaker	Amaker
	Overall	Big Ten	UM Career	Big Ten
2Overall	11-2	0-0	98-72	35-45
Home (Crisler Arena)	10-0	0-0	72-23	24-16
Away	1-2	0-0	17-38	11-29
Neutral	0-0	0-0	7-11	0-0

RECORD BY HALFTIME	2006-07	2006-07	Amaker	Amaker
	Overall	Big Ten	UM Career	Big Ten
When Michigan leads at halftime	10-0	0-0	82-19	27-10
When Michigan trails at halftime	1-2	0-0	13-50	8-34
When Michigan is tied at halftime	0-0	0-0	2-3	0-1

RECORD BY SCORING OFFENSE	2006-07	2006-07	Amaker	Amaker
	Overall	Big Ten	UM Career	Big Ten
When U-M scores 100+ points	0-0	0-0	0-0	0-0
When U-M scores 90-99 points	0-0	0-0	2-0	1-0
When U-M scores 80-89 points	3-0	0-0	22-4	1-3
When U-M scores 70-79 points	2-0	0-0	36-13	18-8
When U-M scores 60-69 points	6-1	0-0	35-22	15-11
When U-M scores 50-59 points	0-1	0-0	3-25	0-16
When U-M scores 40-49 points	0-0	0-0	0-8	0-7

RECORD BY SCORING DEFENSE	2006-07	2006-07	Amaker	Amaker
	Overall	Big Ten	UM Career	Big Ten
When Opponent scores 100+ points	0-0	0-0	0-1	0-0
When Opponent scores 90-99 points	0-1	0-0	0-7	0-7
When Opponent scores 80-89 points	0-0	0-0	4-12	2-6
When Opponent scores 70-79 points	0-1	0-0	10-24	8-18
When Opponent scores 60-69 points	1-0	0-0	33-21	14-11
When Opponent scores 50-59 points	8-0	0-0	38-7	10-3
When Opponent scores 40-49 points	2-0	0-0	13-0	1-0

OVERTIME RECORD	2006-07	2006-07	Amaker	Amaker
	Overall	Big Ten	UM Career	Big Ten
Overtime	0-0	0-0	1-3	0-1
Double Overtime	0-0	0-0	1-0	0-0
Triple Overtime	0-0	0-0	0-0	0-0

RECORD BY MONTH	2006-07	2006-07	Amaker	Amaker
	Overall	Big Ten	UM Career	Big Ten
November	7-1	---	20-9	---
December	4-1	---	27-11	---
January	0-0	0-0	25-16	20-16
February	0-0	0-0	13-24	13-23
March	0-0	0-0	13-12	2-6

RECORD BY DAY	2006-07	2006-07	Amaker	Amaker
	Overall	Big Ten	UM Career	Big Ten
Sunday	1-0	0-0	5-5	3-4
Monday	0-1	0-0	5-3	0-0
Tuesday	0-0	0-0	11-7	1-3
Wednesday	2-0	0-0	25-16	16-13
Thursday	1-0	0-0	6-7	0-4
Friday	2-0	0-0	8-4	0-0
Saturday	5-1	0-0	38-30	15-21

RECORD BY JERSEY	2006-07	Amaker	Amaker
	Overall	UM Career	Big Ten
White	9-0	54-16	16-7
Blue	1-2	17-34	12-27
Maize	1-0	27-22	7-11

RECORD BY BROADCAST	2006-07	Amaker	Amaker
	Overall	UM Career	Big Ten
When playing on CBS	0-1	4-13	3-6
When playing on ESPN	0-0	9-13	2-8
When playing on ESPN2	0-1	10-5	n/a
When playing on ESPN-Plus	1-0	34-29	30-30
When playing on ESPNU	1-0	3-0	n/a
When playing on ESPN360	1-0	1-0	n/a
When playing on Comcast	0-0	1-0	n/a
When playing of Fox Sports	0-0	1-1	n/a
When playing on NESN	0-0	1-0	n/a
No television	8-0	34-11	0-1

HOME VERSUS ROAD FOR MICHIGAN BASKETBALL				
	OVERALL	HOME	ROAD	NEUTRAL
Total Games	13 (11-2)	10 (10-0)	3 (1-2)	-
U-M scoring	69.3	71.7	61.3	-
Opponent scoring	57.2	52.2	74.0	-
Scoring margin	+12.1	+19.5	-12.7	-
Field goal percentage	.482	.497	.430	-
3-point field goal percentage	.323	.325	.318	-
free throw percentage	.682	.682	.683	-
U-M rebounding	37.3	38.4	33.7	-
Opponent rebounding	28.9	27.6	33.3	-
Rebounding margin	+8.4	+10.8	+0.4	-
fouls (average)	207 (15.9)	154 (15.4)	53 (26.5)	-
assist (average)	213 (16.4)	183 (18.3)	30 (10.0)	-
turnover (average)	200 (15.4)	151 (15.1)	49 (16.3)	-
block (average)	88 (6.7)	64 (6.4)	24 (8.0)	-
steal (average)	90 (6.9)	74 (7.4)	16 (5.3)	-

FIELD GOAL PERCENTAGE	2006-07	Amaker Career
When Michigan leads in FG%, U-M is	10-0	80-14
When Opponent leads in FG%, U-M is	1-2	18-56
When Game ends tied in FG%, U-M is	0-0	0-2

3-POINT FIELD GOAL PERCENTAGE	2006-07	Amaker Career
When Michigan leads in 3FG%, U-M is	5-0	66-17
When Opponent leads in 3FG%, U-M is	6-2	32-55
When Game ends tied in 3FG%, U-M is	0-0	0-0

FREE THROW PERCENTAGE	2006-07	Amaker Career
When Michigan leads in FT%, U-M is	3-1	63-33
When Opponent leads in FT%, U-M is	8-1	35-39
When Game ends tied in FT%, U-M is	0-0	0-0

REBOUNDING	2006-07	Amaker Career
When Michigan leads in rebounds, U-M is	10-1	73-24
When Opponent leads in rebounds, U-M is	0-1	21-43
When Game ends tied in rebounds, U-M is	1-0	4-5

ASSISTS	2006-07	Amaker Career
When Michigan leads in assists, U-M is	10-1	64-8
When Opponent leads in assists, U-M is	1-1	31-60
When Game ends tied in assists, U-M is	0-0	3-4

BLOCKS	2006-07	Amaker Career
When Michigan leads in blocks, U-M is	10-2	60-31
When Opponent leads in blocks, U-M is	0-0	23-37
When Game ends tied in blocks, U-M is	1-0	15-4

STEALS	2006-07	Amaker Career
When Michigan leads in steals, U-M is	6-0	61-22
When Opponent leads in steals, U-M is	2-1	26-44
When Game ends tied in steals, U-M is	3-1	11-6

TURNOVERS	2006-07	Amaker Career
When Michigan has more turnovers, U-M is	5-1	37-45
When Opponent has more turnovers, U-M is	5-0	54-23
When Game ends tied in turnovers, U-M is	1-1	7-4

FOULS	2006-07	Amaker Career
When Michigan has more fouls, U-M is	3-2	21-40
When Opponent has more fouls, U-M is	8-0	72-25
When Game ends tied in fouls, U-M is	0-0	5-7

FOUL OUTS	2006-07	Amaker Career
When Michigan has a player foul out, U-M is	0-0	5-21
When Opponent has a player foul out, U-M is	3-0	24-9
When both teams have a player foul out, U-M is	2-0	12-7
When neither team as a player foul out, U-M is	6-2	57-35

# MICHIGAN BASKETBALL INSIDE THE NUMBERS

## TIME ON THE COURT

PLAYER	CAREER GAMES	CAREER STARTS	CONSEC GAMES	CONSEC STARTS
Courtney Sims (Sr.)	111	95	111#	13
Dion Harris (Sr.)	109	77	23	23
Lester Abram (5th-Sr.)	98	85	19	18
Brent Petway (Sr.)	97	18	35	13
Ron Coleman (Jr.)	77	50	77#	13
Jerret Smith (So.)	40	2	23	0
Jevohn Shepherd (So.)	38	3	11	0
C.J. Lee (Jr.)	36	0	0	0
Ekpe Udoh (Fr.)	13	0	13	0
DeShawn Sims (Fr.)	11	0	8	0
Reed Baker (Fr.)	10	0	3	0
Zack Gibson (So.)	10	0	0	0
K'Len Morris (Fr.)	7	0	0	0
Kendric Price (R-Fr.)	4	0	0	0
David Merritt (Jr.)	2	0	0	0
Phil DeVries (So.)	1	0	0	0
Anthony Wright (Fr.)	0	0	0	0

# consecutive game streak, players has not missed a game in their career

## LED MICHIGAN IN ... SCORING

	02-03	03-04	04-05	05-06	06-07	CAREER
Dion Harris (Sr.)	---	2	14	5	5	26
Courtney Sims (Sr.)	---	2	7	5	7	21
Lester Abram (5th-Sr.)	3	12	0	2	0	17
Ron Coleman (Jr.)	---	---	0	2	1	3
Brent Petway (Sr.)	---	0	3	0	0	3

## LED MICHIGAN IN ... REBOUNDING

	02-03	03-04	04-05	05-06	06-07	CAREER
Courtney Sims (Sr.)	---	9	10	8	5	32
Brent Petway (Sr.)	---	5	10	2	8	25
Lester Abram (5th-Sr.)	2	6	0	0	0	8
Ron Coleman (Jr.)	---	---	2	1	0	3
Dion Harris (Sr.)	---	0	3	0	0	3

## LED MICHIGAN IN ... ASSISTS

	02-03	03-04	04-05	05-06	06-07	CAREER
Dion Harris (Sr.)	---	6	18	6	9	39
Lester Abram (5th-Sr.)	1	4	0	0	3	8
Jerret Smith (So.)	---	---	---	4	1	5
Courtney Sims (Sr.)	---	0	0	2	0	2
Ron Coleman (Jr.)	---	---	1	1	0	2
Brent Petway (Sr.)	---	0	1	0	0	1

## LED MICHIGAN IN ... BLOCKS

	02-03	03-04	04-05	05-06	06-07	CAREER
Courtney Sims (Sr.)	---	22	18	19	4	63
Brent Petway (Sr.)	---	8	13	8	5	34
Lester Abram (5th-Sr.)	4	2	0	1	0	7
Dion Harris (Sr.)	---	1	3	1	0	5
Ekpe Udoh (Fr.)	---	---	---	---	4	4
Jevohn Shepherd (So.)	---	---	---	2	0	2
DeShawn Sims (Fr.)	---	---	---	---	1	1
Ron Coleman (Jr.)	---	---	0	1	0	1

## LED MICHIGAN IN ... STEALS

	02-03	03-04	04-05	05-06	06-07	CAREER
Dion Harris (Sr.)	---	5	10	7	5	27
Lester Abram (5th-Sr.)	10	4	0	7	5	26
Brent Petway (Sr.)	---	1	8	3	2	14
Courtney Sims (Sr.)	---	1	3	2	2	9
Ron Coleman (Jr.)	---	---	3	4	0	7
Jerret Smith (So.)	---	---	---	2	3	5
Ekpe Udoh (Fr.)	---	---	---	---	2	2
Jevohn Shepherd (So.)	---	---	---	0	2	2
Reed Baker (Fr.)	---	---	---	---	1	1
DeShawn Sims (Fr.)	---	---	---	---	1	1

## INSIDE THE NUMBERS

### DOUBLE-DIGIT SCORING

	02-03	03-04	04-05	05-06	06-07	CAREER
Dion Harris (Sr.)	---	20	24	18	8	70
Lester Abram (5th-Sr.)	16	21	1	12	6	56
Courtney Sims (Sr.)	---	11	17	17	10	55
Ron Coleman (Jr.)	---	---	12	6	4	22
Brent Petway (Sr.)	---	2	9	2	5	18
Ekpe Udoh (Fr.)	---	---	---	---	2	2

### 20-PLUS POINT GAMES

	02-03	03-04	04-05	05-06	06-07	CAREER
Dion Harris (Sr.)	---	1	7	3	3	14
Courtney Sims (Sr.)	---	0	1	5	3	9
Lester Abram (5th-Sr.)	1	4	0	1	0	6
Ron Coleman (Jr.)	---	---	0	0	1	1

### 30-PLUS POINT GAMES

	02-03	03-04	04-05	05-06	06-07	CAREER
Courtney Sims (Sr.)	---	0	0	1	0	1

### 7+ REBOUND GAMES

	02-03	03-04	04-05	05-06	06-07	CAREER
Courtney Sims (Sr.)	---	8	9	13	7	37
Brent Petway (Sr.)	---	4	12	1	8	25
Lester Abram (5th-Sr.)	4	4	1	1	1	11
Ron Coleman (Jr.)	---	---	2	2	1	5
Dion Harris (Sr.)	---	0	2	0	0	2
Ekpe Udoh (Fr.)	---	---	---	---	1	1

### 10-PLUS REBOUND GAMES

	02-03	03-04	04-05	05-06	06-07	CAREER
Courtney Sims (Sr.)	---	3	3	4	3	13
Brent Petway (Sr.)	---	0	3	1	4	8
Lester Abram (5th-Sr.)	0	1	0	0	0	1

### 20-PLUS REBOUND GAMES

	02-03	03-04	04-05	05-06	06-07	CAREER
none at this time						

### 5+ ASSIST GAMES

	02-03	03-04	04-05	05-06	06-07	CAREER
Dion Harris (Sr.)	---	3	6	3	8	20
Lester Abram (5th-Sr.)	0	0	0	1	3	4
Jerret Smith (So.)	---	---	---	1	1	2
Ron Coleman (Jr.)	---	---	1	0	0	1

### 10+ ASSIST GAMES

	02-03	03-04	04-05	05-06	06-07	CAREER
Dion Harris (Sr.)	---	0	0	0	1	1

### 3+ STEAL GAMES

	02-03	03-04	04-05	05-06	06-07	CAREER
Lester Abram (5th-Sr.)	3	3	0	2	3	11
Dion Harris (Sr.)	---	4	4	2	1	11
Jerret Smith (So.)	---	---	---	1	2	3
Brent Petway (Sr.)	---	0	3	0	0	3
Ron Coleman (Jr.)	---	---	0	2	0	2
Jevohn Shepherd (So.)	---	---	---	1	1	1

### 5+ STEAL GAMES

	02-03	03-04	04-05	05-06	06-07	CAREER
Lester Abram (5th-Sr.)	0	0	0	0	1	1
Dion Harris (Sr.)	---	0	1	0	0	1

### 3+ BLOCK GAMES

	02-03	03-04	04-05	05-06	06-07	CAREER
Courtney Sims (Sr.)	---	8	7	5	4	24
Brent Petway (Sr.)	---	3	6	1	5	15
Ekpe Udoh (Fr.)	---	---	---	---	4	4
DeShawn Sims (Fr.)	---	---	---	---	1	1
Lester Abram (5th-Sr.)	0	1	0	0	0	1

### 5+ BLOCK GAMES

	02-03	03-04	04-05	05-06	06-07	CAREER
Courtney Sims (Sr.)	---	2	1	1	1	5
Brent Petway (Sr.)	---	0	3	0	1	4

# MICHIGAN BASKETBALL GAME-BY-GAME PLAYER STATISTICS

		Abram (32)	Baker (10)	Coleman (24)	DeVries (40)	Harris (5)	Merritt (30)	Morris (3)	Petway (23)
N10	Central Connecticut State	10-6-5	0-0-0	10-3-1	DNP	19-2-3	DNP	0-0-0	1-7-2
N11	Davidson	7-3-1	0-0-0	12-7-1	DNP	23-2-6	DNP	0-0-0	6-13-2
N12	Eastern Michigan	5-3-2	3-0-0	8-4-0	0-1-0	5-3-5	0-0-1	5-0-0	10-9-3
N15	UW-Milwaukee	8-3-6	DNP	2-2-0	DNP	17-4-1	DNP	DNP	13-11-2
N17	Harvard	10-5-7	5-0-1	20-4-3	DNP	10-2-6	DNP	2-0-1	2-3-3
N22	Youngstown State	13-2-3	0-0-2	8-1-3	DNP	5-3-7	DNP	0-0-0	13-10-0
N25	UMBC	5-2-2	0-0-1	9-6-2	DNP	7-4-8	DNP	0-1-0	14-5-0
N27	at N.C. State	4-7-1	DNP	11-5-1	DNP	24-5-5	DNP	0-1-0	6-9-3
D2	Wofford	7-6-3	3-0-0	8-4-1	DNP	14-3-10	0-0-0	DNP	8-8-2
D7	at Miami (Ohio)	12-4-1	DNP	8-5-2	DNP	20-1-3	DNP	DNP	4-3-0
D9	Delaware State	6-4-3	0-0-0	8-0-1	DNP	16-0-4	DNP	DNP	12-10-3
D16	Northern Illinois	14-3-0	6-1-2	0-1-2	DNP	4-2-5	DNP	DNP	8-4-1
D23	at 1/1 UCLA	11-4-1	0-0-0	2-2-1	DNP	2-1-0	DNP	DNP	8-7-1
D28	Army								
D30	Georgetown								
J3	Illinois*								
J6	at Northwestern*								
J13	at Purdue*								
J17	Penn State*								
J20	Purdue*								
J24	at Wisconsin*								
J27	at Indiana*								
J31	Iowa*								
F6	at Ohio State*								
F10	Minnesota*								
F13	at Michigan State*								
F17	Indiana*								
F21	at Illinois*								
F24	at Minnesota*								
TBD	Michigan State*								
M3	Ohio State*								
M8	vs. Big Ten First Round								
M9	vs. Big Ten Quarterfinal								
M10	vs. Big Ten Semifinal								
M11	vs. Big Ten Championship								

		Price (21)	Shepherd (15)	C. Sims (44)	D. Sims (4)	Smith (1)	Udoh (22)	Wright (12)
N10	Central Connecticut State	0-1-1	5-3-0	7-9-1	2-2-0	6-2-3	0-3-0	DNP
N11	Davidson	DNP	DNP	21-3-0	DNP	6-5-3	3-2-2	DNP
N12	Eastern Michigan	3-2-0	7-3-1	17-4-1	9-4-2	4-1-2	4-6-2	DNP
N15	UW-Milwaukee	DNP	0-2-1	26-10-0	0-0-0	0-1-3	0-6-0	DNP
N17	Harvard	6-3-0	1-2-0	12-6-0	DNP	3-2-3	11-5-0	DNP
N22	Youngstown State	DNP	2-2-1	18-5-0	1-1-0	3-3-3	2-4-1	DNP
N25	UMBC	DNP	2-2-0	18-12-1	0-1-0	7-2-3	4-5-0	DNP
N27	at N.C. State	DNP	0-0-0	7-8-0	0-0-0	5-2-3	10-3-1	DNP
D2	Wofford	0-0-0	3-1-1	19-7-1	9-2-1	8-4-3	4-3-2	DNP
D7	at Miami (Ohio)	DNP	0-0-0	9-8-0	0-0-0	2-2-1	7-6-0	DNP
D9	Delaware State	DNP	6-1-4	12-6-0	4-3-0	0-3-1	6-8-0	DNP
D16	Northern Illinois	DNP	6-3-1	21-13-2	2-2-1	2-0-4	4-3-1	DNP
D23	at 1/1 UCLA	DNP	3-4-0	13-2-0	5-0-1	4-0-5	7-3-0	DNP
D28	Army							
D30	Georgetown							
J3	Illinois*							
J6	at Northwestern*							
J13	at Purdue*							
J17	Penn State*							
J20	Purdue*							
J24	at Wisconsin*							
J27	at Indiana*							
J31	Iowa*							
F6	at Ohio State*							
F10	Minnesota*							
F13	at Michigan State*							
F17	Indiana*							
F21	at Illinois*							
F24	at Minnesota*							
TBD	Michigan State*							
M3	Ohio State*							
M8	vs. Big Ten First Round							
M9	vs. Big Ten Quarterfinal							
M10	vs. Big Ten Semifinal							
M11	vs. Big Ten Championship							

# MICHIGAN BASKETBALL GAME-BY-GAME TEAM STATISTICS

Date	Game	W/L	Score	FG-FGA	PCT.	3F-3PA	PCT.	FT-FTA	PCT.	O-D	TOT	F/EJ	A	TO	BLK	STL	1st	2nd	ot-	ot-	TP
N10	MICHIGAN Central Connecticut State	W	60-40	21-44 13-53	.477 .245	8-20 7-28	.400 .250	10-16 7-14	.625 .500	10-29 15-15	39 30	14/0 18/1	16 8	17 15	7 3	7 7	23	37	-	-	60
N11	MICHIGAN Davidson	W	78-68	25-50 25-62	.500 .403	5-15 7-25	.333 .250	23-31 11-13	.742 .846	10-25 13-21	35 34	17/2 25/1	15 13	15 16	1 1	9 4	41	37	-	-	78
N12	MICHIGAN Eastern Michigan	W	80-51	32-65 16-49	.492 .327	3-16 4-18	.188 .222	13-19 15-17	.684 .882	13-28 6-24	41 30	17/0 20/0	19 9	11 20	8 1	14 5	50	30	-	-	80
N15	MICHIGAN UW-Milwaukee	W	66-59	25-55 18-53	.455 .340	1-9 9-19	.111 .474	15-22 14-18	.682 .778	17-27 12-18	44 30	15/0 22/0	13 11	16 14	7 1	8 3	25	41	-	-	66
N17	MICHIGAN Harvard	W	82-50	34-57 18-48	.596 .375	6-19 5-11	.316 .455	8-13 9-12	.615 .750	11-24 7-15	35 22	18/0 16/0	24 10	20 25	8 0	10 5	39	43	-	-	82
N22	MICHIGAN Youngstown State	W	65-56	26-60 20-48	.433 .417	6-18 2-11	.333 .182	7-14 14-19	.500 .737	13-21 9-25	34 34	17/0 14/1	20 7	14 18	4 0	6 6	35	30	-	-	65
N25	MICHIGAN UMBC	W	66-54	25-54 20-57	.463 .351	4-20 6-16	.200 .375	12-17 8-9	.706 .889	14-30 7-18	44 25	16/0 17/0	17 13	16 11	11 0	2 4	26	40	-	-	66
N27	MICHIGAN at N.C. State	L	67-74	27-71 26-61	.380 .426	8-27 7-18	.296 .389	5-5 15-23	1.000 .652	15-28 13-29	43 42	17/0 10/0	14 12	13 13	10 4	6 6	28	39	-	-	67
D2	MICHIGAN Wofford	W	83-49	34-55 17-57	.618 .298	9-14 11-31	.643 .355	6-8 4-6	.750 .667	7-31 9-15	38 24	13/0 14/1	24 15	14 13	6 0	5 5	43	40	-	-	83
D7	MICHIGAN at Miami (Ohio)	W	62-56	21-44 18-50	.477 .360	5-7 7-17	.714 .412	15-25 13-17	.600 .765	14-20 15-15	34 30	20/1 23/2	7 11	13 13	8 3	7 7	35	27	-	-	62
D9	MICHIGAN Delaware State	W	70-43	25-46 16-48	.543 .333	7-15 4-15	.467 .267	13-16 7-9	.813 .778	10-25 5-12	35 17	10/0 16/0	16 9	15 13	4 1	4 7	37	33	-	-	70
D16	MICHIGAN Northern Illinois	W	67-52	27-64 21-48	.415 .438	2-11 3-8	.182 .375	11-17 7-9	.647 .778	19-20 8-22	39 30	17/0 15/0	19 13	13 23	8 6	9 6	33	34	-	-	67
D23	MICHIGAN at 1/1 UCLA	L	55-92	23-50 33-56	.460 .589	1-10 11-20	.100 .550	8-11 15-19	.727 .789	11-13 12-16	24 28	16/0 12/0	9 19	23 13	6 4	2 12	23	32	-	-	55
D28	MICHIGAN Army																				
D30	MICHIGAN Georgetown																				
J3	MICHIGAN Illinois*																				
J6	MICHIGAN at Northwestern*																				
J13	MICHIGAN at Purdue*																				
J17	MICHIGAN Penn State*																				
J20	MICHIGAN Purdue*																				
J24	MICHIGAN at Wisconsin*																				
J27	MICHIGAN at Indiana*																				
J31	MICHIGAN Iowa*																				
F6	MICHIGAN at Ohio State*																				
F10	MICHIGAN Minnesota*																				
F13	MICHIGAN at Michigan State*																				
F17	MICHIGAN Indiana*																				
F21	MICHIGAN at Illinois*																				
F24	MICHIGAN at Minnesota*																				
TBD	MICHIGAN Michigan State*																				
M3	MICHIGAN Ohio State*																				
M8	MICHIGAN vs. Big Ten First Round																				
M9	MICHIGAN vs. Big Ten Quarterfinal																				
M10	MICHIGAN vs. Big Ten Semifinal																				
M11	MICHIGAN vs. Big Ten Championship																				

## MICHIGAN BASKETBALL GAME-BY-GAME LEADERS

	W/L	scoring	rebounds	assists	steals	blocks	attendance
N10	Central Connecticut State	W, 60-40	Harris (19)	C. Sims (9)	Abram (5)	two with (2)	Udoh (3) 8,426
N11	Davidson	W, 78-68	Harris (23)	Petway (13)	Harris (6)	Smith (3)	Petway (1) 8,762
N12	Eastern Michigan	W, 80-51	C. Sims (17)	Petway (9)	Harris (5)	Shepherd (4)	D. Sims (3) 8,958
N15	UW-Milwaukee	W, 66-59	C. Sims (26)	Petway (11)	Abram (6)	Harris (4)	Petway (3) 8,102
N17	Harvard	W, 82-50	Coleman (20)	C. Sims (6)	Abram (7)	Abram (5)	Petway (3) 7,148
N22	Youngstown State	W, 65-56	C. Sims (18)	Petway (10)	Harris (7)	Abram (3)	Udoh (2) 7,691
N25	UMBC	W, 66-54	C. Sims (18)	C. Sims (12)	Harris (8)	two with (1)	two with (4) 9,078
N27	at N.C. State	L, 67-74	Harris (24)	Petway (9)	Harris (5)	Abram (3)	Petway (5) 13,135
D2	Wofford	W, 83-49	C. Sims (19)	Petway (8)	Harris (10)	Harris (2)	C. Sims (3) 8,117
D7	at Miami (Ohio)	W, 62-56	Harris (20)	C. Sims (8)	Harris (3)	three with (2)	Udoh (4) 6,112
D9	Delaware State	W, 70-43	Harris (16)	Petway (10)	two with (4)	four with (1)	Udoh (3) 9,449
D16	Northern Illinois	W, 67-52	C. Sims (21)	C. Sims (13)	Harris (5)	three with (2)	C. Sims (3) 10,317
D23	at 1/1 UCLA	L, 55-92	C. Sims (13)	Petway (7)	Smith (5)	two with (1)	C. Sims (5) 11,876
D28	Army						
D30	Georgetown						
J3	Illinois*						
J6	at Northwestern*						
J13	at Purdue*						
J17	Penn State*						
J20	Purdue*						
J24	at Wisconsin*						
J27	at Indiana*						
J31	Iowa*						
F6	at Ohio State*						
F10	Minnesota*						
F13	at Michigan State*						
F17	Indiana*						
F21	at Illinois*						
F24	at Minnesota*						
TBD	Michigan State*						
M3	Ohio State*						
M8-11	Big Ten Tournament						

## MICHIGAN BASKETBALL HALF-BY-HALF SCORING

	W/L	u-m oppt.			u-m oppt.			u-m oppt.			u-m oppt.			
		1st	1st	+/-	2nd	2nd	+/-	ot	ot	+/-	total	total	+/-	
N10	Central Connecticut State	W, 60-40	23	14	9	37	26	11	0	0	0	60	40	20
N11	Davidson	W, 78-68	41	31	10	37	37	0	0	0	0	78	68	10
N12	Eastern Michigan	W, 80-51	50	20	30	30	31	-1	0	0	0	80	51	29
N15	UW-Milwaukee	W, 66-59	25	27	-2	41	32	9	0	0	0	66	59	7
N17	Harvard	W, 82-50	39	17	22	43	33	10	0	0	0	82	50	32
N22	Youngstown State	W, 65-56	35	23	12	30	33	-3	0	0	0	65	56	9
N25	UMBC	W, 66-54	26	24	2	40	30	10	0	0	0	66	54	12
N27	at N.C. State	L, 67-74	28	35	-7	39	39	0	0	0	0	67	74	-7
D2	Wofford	W, 83-49	43	18	25	40	31	9	0	0	0	83	49	34
D7	at Miami (Ohio)	W, 62-56	35	25	10	27	31	-4	0	0	0	62	56	6
D9	Delaware State	W, 70-43	37	26	11	33	17	16	0	0	0	70	43	27
D16	Northern Illinois	W, 67-52	33	23	10	34	29	5	0	0	0	67	52	15
D23	at 1/1 UCLA	L, 55-92	23	36	-13	32	56	-24	0	0	0	55	92	-37
D28	Army								0	0	0	0	0	0
D30	Georgetown								0	0	0	0	0	0
J3	Illinois*								0	0	0	0	0	0
J6	at Northwestern*								0	0	0	0	0	0
J13	at Purdue*								0	0	0	0	0	0
J17	Penn State*								0	0	0	0	0	0
J20	Purdue*								0	0	0	0	0	0
J24	at Wisconsin*								0	0	0	0	0	0
J27	at Indiana*								0	0	0	0	0	0
J31	Iowa*								0	0	0	0	0	0
F6	at Ohio State*								0	0	0	0	0	0
F10	Minnesota*								0	0	0	0	0	0
F13	at Michigan State*								0	0	0	0	0	0
F17	Indiana*								0	0	0	0	0	0
F21	at Illinois*								0	0	0	0	0	0
F24	at Minnesota*								0	0	0	0	0	0
TBD	Michigan State*								0	0	0	0	0	0
M3	Ohio State*								0	0	0	0	0	0
M8-11	Big Ten Tournament								0	0	0	0	0	0
Totals	13		438	319		463	425		0	0		901	744	
Averages			33.7	24.5	9.2	35.6	32.7	2.9	0.0	0.0	0.0	69.3	57.2	12.1

# MICHIGAN BASKETBALL STARTERS VS. BENCH

Date	Opponent	Starter 1	Total	Starter 2	Total	Starter 3	Total	Starter 4	Total	Starter 5	Total	Starter Points			Bench Points		
												UM	Opt.	Diff.	UM	Opt.	Diff.
N10	CCSU	Harris (g)	19	Coleman (w)	10	Abram (w)	10	Petway (f)	1	C. Sims (c)	7	47	19	28	13	21	-8
N11	Davidson	Harris (g)	23	Coleman (w)	12	Abram (w)	7	Petway (f)	6	C. Sims (c)	21	69	57	12	9	11	-2
N12	Eastern Michigan	Harris (g)	5	Coleman (w)	8	Abram (w)	5	Petway (f)	10	C. Sims (c)	17	45	25	20	35	26	9
N15	UW-Milwaukee	Harris (g)	17	Coleman (w)	2	Abram (w)	8	Petway (f)	13	C. Sims (c)	26	66	46	20	0	13	-13
N17	Harvard	Harris (g)	10	Coleman (w)	20	Abram (w)	10	Petway (f)	2	C. Sims (c)	12	54	45	9	28	5	23
N22	Youngstown State	Harris (g)	5	Coleman (w)	8	Abram (w)	13	Petway (f)	13	C. Sims (c)	18	57	43	14	8	13	-5
N25	UMBC	Harris (g)	7	Coleman (w)	9	Abram (w)	5	Petway (f)	14	C. Sims (c)	18	53	50	3	13	4	9
N27	at N.C. State	Harris (g)	24	Coleman (w)	11	Abram (w)	4	Petway (f)	6	C. Sims (c)	7	52	61	-9	15	13	2
D2	Wofford	Harris (g)	14	Coleman (w)	8	Abram (w)	7	Petway (f)	8	C. Sims (c)	19	56	38	18	27	11	16
D7	at Miami (Ohio)	Harris (g)	20	Coleman (w)	8	Abram (w)	12	Petway (f)	4	C. Sims (c)	9	53	48	5	9	8	1
D9	Delaware State	Harris (g)	16	Coleman (w)	8	Abram (w)	6	Petway (f)	12	C. Sims (c)	12	54	39	15	16	4	12
D16	Northern Illinois	Harris (g)	4	Coleman (w)	0	Abram (w)	14	Petway (f)	8	C. Sims (c)	21	47	35	12	20	17	3
D23	at 1/1 UCLA	Harris (g)	2	Coleman (w)	2	Abram (w)	11	Petway (f)	8	C. Sims (c)	13	36	72	-36	19	20	-1
D28	Army											0	0	0	0	0	0
D30	Georgetown											0	0	0	0	0	0
J3	Illinois*											0	0	0	0	0	0
J6	at Northwestern*											0	0	0	0	0	0
J13	at Purdue*											0	0	0	0	0	0
J17	Penn State*											0	0	0	0	0	0
J20	Purdue*											0	0	0	0	0	0
J24	at Wisconsin*											0	0	0	0	0	0
J27	at Indiana*											0	0	0	0	0	0
J31	Iowa*											0	0	0	0	0	0
F6	at Ohio State*											0	0	0	0	0	0
F10	Minnesota*											0	0	0	0	0	0
F13	at Michigan State*											0	0	0	0	0	0
F17	Indiana*											0	0	0	0	0	0
F21	at Illinois*											0	0	0	0	0	0
F24	at Minnesota*											0	0	0	0	0	0
TBD	Michigan State*											0	0	0	0	0	0
M3	Ohio State*											0	0	0	0	0	0
M8-11	Big Ten Tournament											0	0	0	0	0	0
Games	13											689	578	111	212	166	46
												53.0	44.5	8.5	16.3	12.8	3.5

# MICHIGAN BASKETBALL TEAM REBOUNDING

Date	Opponent	W/L	u-m			oppt.			u-m			oppt.		
			off	off	+/-	def	def	+/-	total	total	+/-	total	total	+/-
N10	Central Connecticut State	W, 60-40	10	15	-5	29	15	14	39	30	9			
N11	Davidson	W, 78-68	10	13	-3	25	21	4	35	34	1			
N12	Eastern Michigan	W, 80-51	13	6	7	28	24	4	41	30	11			
N15	UW-Milwaukee	W, 66-59	17	12	5	27	18	9	44	30	14			
N17	Harvard	W, 82-50	11	7	4	24	15	9	35	22	13			
N22	Youngstown State	W, 65-56	13	9	4	21	25	-4	34	34	0			
N25	UMBC	W, 66-54	14	7	7	30	18	12	44	25	19			
N27	at N.C. State	L, 67-74	15	13	2	28	29	-1	43	42	1			
D2	Wofford	W, 83-49	7	9	-2	31	15	16	38	24	14			
D7	at Miami (Ohio)	W, 62-56	14	15	-1	20	15	5	34	30	4			
D9	Delaware State	W, 70-43	10	5	5	25	12	13	35	17	18			
D16	Northern Illinois	W, 67-52	19	8	11	20	22	-2	39	30	9			
D23	at 1/1 UCLA	L, 55-92	11	12	-1	13	16	-3	24	28	-4			
D28	Army				0			0	0	0	0			
D30	Georgetown				0			0	0	0	0			
J3	Illinois*				0			0	0	0	0			
J6	at Northwestern*				0			0	0	0	0			
J13	at Purdue*				0			0	0	0	0			
J17	Penn State*				0			0	0	0	0			
J20	Purdue*				0			0	0	0	0			
J24	at Wisconsin*				0			0	0	0	0			
J27	at Indiana*				0			0	0	0	0			
J31	Iowa*				0			0	0	0	0			
F6	at Ohio State*				0			0	0	0	0			
F10	Minnesota*				0			0	0	0	0			
F13	at Michigan State*				0			0	0	0	0			
F17	Indiana*				0			0	0	0	0			
F21	at Illinois*				0			0	0	0	0			
F24	at Minnesota*				0			0	0	0	0			
TBD	Michigan State*				0			0	0	0	0			
M3	Ohio State*				0			0	0	0	0			
M8-11	Big Ten Tournament				0			0	0	0	0			
Games	13													
Totals			164	131	33	321	245	76	485	376	109			
Averages			12.6	10.1	2.5	24.7	18.8	5.8	37.3	28.9	8.4			

## 2006-07: TOP ATTENDANCE MARKS

Total	Opponent	Date
13,135	at N.C. State	11-27-06
11,876	at 1/1 UCLA	12-23-06
10,317	Northern Illinois	12-16-06
9,449	Delaware State	12-9-06
9,078	UMBC	11-25-06
8,958	Eastern Michigan^	11-12-06
8,762^	Davidson^	11-11-06
8,426	CCSU^	11-10-06
8,117	Wofford	12-2-06
8,102	UW-Milwaukee#	11-15-06
7,691	Youngstown State	11-22-06
7,148	Harvard	11-17-06
6,112	at Miami (Ohio)	12-7-06

\* sellout

+ Big Ten Conference game

^ John Thompson Challenge

# John Thompson Challenge Finale

# MICHIGAN BASKETBALL THE LAST TIME...

## IN THE LAST SECOND

Michigan played in overtime	March 20, 2006, Notre Dame, NIT Second Round: Michigan won 87-84 (20T)
Michigan won an overtime game	March 20, 2006, Notre Dame, NIT Second Round: Michigan won 87-84 (20T)
Michigan lost an overtime game	March 5, 2005, Iowa, Iowa won 74-72 in overtime
Michigan won on a buzzer beater	March 20, 2006, Notre Dame, NIT Second Round: Dion Harris fall away three-pointer, 0.8
Michigan won a game in the last 1-3 seconds	Feb. 7, 2004, Purdue, Courtney Sims, rebound and putback, 1.4
Michigan won a game in the last 4-5 seconds	Dec. 5, 1995, LSU, Louis Bullock 11 ft. left wing, 3.9
Michigan won a game in the last 6-10 seconds	Jan. 8, 2003, Wisconsin, Daniel Horton, driving, bank lay-up, 7.1
Michigan lost a game in the last 3 seconds	March 8, 2001, vs. Penn State, Big Ten Tournament first round, Gyasi Cline-Heard, putback, 1.0

## TEAM SCORING

Michigan scored 80 or more points	Dec. 2, 2006, Wofford: Michigan (83) - U-M won 83-49
Michigan scored 90 or more points	Jan. 28, 2004, Iowa: Michigan (90) - U-M won 90-84
Michigan scored 100 or more points	Feb. 22, 1998, Indiana: Michigan (112) - U-M won 112-64
Michigan scored fewer than 50 points	Dec. 2, 2006, Wofford: Wofford (49) - U-M won 83-49
An opponent scored 100 point or more points	Dec. 8, 2001, Duke (104) - Duke won 104-83
An opponent scored fewer than 50 points	Dec. 9, 2006, Delaware State: Delaware State (43) - U-M won 70-43

## INDIVIDUAL SCORING

A player had 20 or more points	Dec. 16, 2006, Northern Illinois: Courtney Sims (21)
A player had 30 or more points	March 4, 2006, Indiana: Daniel Horton (34)
A player had 40 or more points	Jan. 9, 1988, Minnesota: Glen Rice (40)
An opponent had 20 or more points	Dec. 9, 2006, Delaware State: Roy Bright (21)
An opponent had 30 or more points	Nov. 11, 2006, Davidson: Stephen Curry (32)
An opponent had 40 or more points	Dec. 30, 1993, Arizona: Khalid Reeves (40)

## MULTIPLE DOUBLE-DIGIT SCORING

Michigan had three double-digit scorers	Dec. 9, 2006, Delaware State: Harris (16), C. Sims (12), Petway (12)
Michigan had four double-digit scorers	Nov. 17, 2006, Harvard: Coleman (20), Sims (12), Udoh (11), Abram (10), Harris (10)
Michigan had five double-digit scorers	Nov. 17, 2006, Harvard: Coleman (20), Sims (12), Udoh (11), Abram (10), Harris (10)
Michigan had six double-digit scorers	Jan. 26, 2002, Vermont: Ingerson (13), Robinson Jr. (12), Blanchard (12), Young (10), Queen (10), Jones (10)
Michigan had two players with 20 or more points	Nov. 11, 2006, Davidson: Dion Harris (23) and Courtney Sims (21)
Michigan had three players with 20 or more points	Dec. 11, 2002, Bowling Green: Horton (26), Blanchard (23) and Robinson Jr. (20)
Michigan had two players with 30 or more points	March 12, 1994, at Northwestern: Rose (33) and Howard (32)

## INDIVIDUAL REBOUNDING

A player had 10 or more rebounds	Dec. 16, 2006, Northern Illinois: Courtney Sims (13)
A player had 15 or more rebounds	Feb. 9, 2006, Ohio State: Courtney Sims (16)
A player had 20 or more rebounds	Jan. 3, 2006, at Indiana: Graham Brown (21)
Michigan had more than 30 rebounds	Dec. 16, 2006, Northern Illinois: Michigan (39)
Michigan had more than 40 rebounds	Nov. 27, 2006, at N.C. State: Michigan (43)
Michigan had more than 50 rebounds	April 1, 2004, vs. Rutgers, NIT championship: Michigan (50)
Michigan had fewer than 25 rebounds	Dec. 23, 2006, at UCLA: Michigan (24)

## DOUBLE-DOUBLES

A player had a double-double (points-rebounds)	Dec. 16, 2006, Northern Illinois: Courtney Sims (21 points, 13 rebounds)
A player had a double-double (points-assists)	Dec. 2, 2006, Wofford: Dion Harris (14 points, 10 assists)
A player had a triple-double (points-rebounds-assists)	March 14, 1987 vs. North Carolina - NCAA (2nd), Gary Grant (24 points, 10 rebounds, 10 assists)
Michigan had two players record a double-double	Nov. 15, 2006, UW-Milwaukee: Sims (26 points, 10 rebounds), Petway (13 points, 11 rebounds)

## ASSISTS

A player had five or more assists	Dec. 23, 2006, at UCLA: Jerret Smith (5)
A player had 10 or more assists	Dec. 2, 2006, Wofford: Dion Harris (10)
Michigan had more than 10 assists	Dec. 16, 2006, Northern Illinois: Michigan (19)
Michigan had more than 20 assists	Dec. 2, 2006, Wofford: Michigan (24)
Michigan had fewer than 10 assists	Dec. 23, 2006, at UCLA: Michigan (9)

## BLOCKS

A player had five or more blocks	Dec. 23, 2006, at UCLA: Courtney Sims (5)
A player had 10 or more blocks	Dec. 7, 1985, Florida Southern: Roy Tarpley (10)
Michigan had more than five blocks	Dec. 23, 2006, at UCLA: Michigan (6)
Michigan had more than 10 blocks	Nov. 27, 2006, at N.C. State: Michigan (10)
Michigan had fewer than five blocks	Dec. 9, 2006, Delaware State: Michigan (4)

## STEALS

A player had five or more steals	Nov. 17, 2006, Harvard: Lester Abram (5)
A player had 10 or more steals	has yet to happen
Michigan had more than five steals	Dec. 16, 2006, Northern Illinois: Michigan (9)
Michigan had more than 10 steals	Nov. 17, 2006, Harvard: Michigan (10)
Michigan had fewer than five steals	Dec. 23, 2006, at UCLA: Michigan (2)



# MICHIGAN BASKETBALL THE LAST TIME...

## FIELD GOALS MADE

Michigan had more than 20 field goals made	Dec. 16, 2006, Northern Illinois: Michigan (27)
Michigan had more than 30 field goals made	Dec. 2, 2006, Wofford: Michigan (34)
Michigan had more than 40 field goals made	Feb. 22, 1998, Indiana: Michigan (42)
Michigan had fewer than 20 field goals made	Feb. 11, 2006, at Purdue: Michigan (18)

## FIELD GOAL ATTEMPTS

Michigan had more than 50 field goal attempts	Dec. 23, 2006, at UCLA: Michigan (50)
Michigan had more than 60 field goal attempts	Dec. 16, 2006, Northern Illinois: Michigan (65)
Michigan had more than 70 field goal attempts	Nov. 27, 2006, at N.C. State: Michigan (71)
Michigan had fewer than 40 field goal attempts	Nov. 22, 2005, at Boston University: Michigan (39)

## FIELD GOAL PERCENTAGE

Michigan shot over 50 percent from the field	Dec. 9, 2006, Delaware State: Michigan 54.3 percent (25-for-46)
Michigan shot over 60 percent from the field	Dec. 2, 2006, Wofford: Michigan 61.8 percent (34-for-55)
Michigan shot less than 40 percent from the field	Nov. 27, 2006, at N.C. State: Michigan 38.0 percent (27-for-71)

## 3-POINT FIELD GOALS

Michigan had more than 10 3-point field goals	March 16, 2006, UTEP - NIT First Round: Michigan (11)
Michigan had more than 20 3-point field goals	Has yet to happen
Michigan had fewer than 10 3-point field goals	Dec. 23, 2006, at UCLA: Michigan (1)

## 3-POINT FIELD GOAL ATTEMPTS

Michigan had more than 10 3-point field goal attempts	Dec. 16, 2006, Northern Illinois: Michigan (11)
Michigan had more than 20 3-point field goal attempts	Nov. 27, 2006, at N.C. State: Michigan (27)
Michigan had fewer than 10 3-point field goals attempts	Dec. 23, 2006, at UCLA: Michigan (10)

## 3-POINT FIELD GOAL PERCENTAGE

Michigan shot over 40 percent on 3-pointers	Dec. 9, 2006, Delaware State: Michigan 46.7 percent (7-for-15)
Michigan shot over 50 percent on 3-pointers	Dec. 7, 2006, at Miami (Ohio): Michigan 71.4 percent (5-for-7)
Michigan shot less than 30 percent on 3-pointers	Dec. 23, 2006, at UCLA: Michigan 10.0 percent (1-for-10)

## FREE THROWS MADE

Michigan had more than 20 free throws made	Nov. 11, 2006: Davidson: Michigan (23)
Michigan had more than 30 free throws made	Feb. 14, 2001 vs. Iowa: Michigan (34)
Michigan had fewer than 10 free throws made	Dec. 23, 2006, at UCLA: Michigan (8)

## FREE THROW ATTEMPTS

Michigan had more than 20 free throw attempts	Dec. 7, 2006, at Miami (Ohio): Michigan (25)
Michigan had more than 30 free throw attempts	Nov. 11, 2006: Davidson: Michigan (31)
Michigan had fewer than 10 free throw attempts	Dec. 2, 2006, Wofford: Michigan (8)

## FREE THROW PERCENTAGE

Michigan shot over 70 percent on free throws	Dec. 23, 2006, at UCLA: Michigan 72.7 percent (8-for-11)
Michigan shot over 80 percent on free throws	Dec. 9, 2006, Delaware State: Michigan 81.3 percent (13-for-16)
Michigan shot over 90 percent on free throws	Nov. 27, 2006, at N.C. State: Michigan 1.000 (5-for-5)
Michigan shot less than 50 percent on free throws	Nov. 22, 2006, Youngstown State: Michigan 50.0 percent (7-for-14)

## FOULS

Michigan had more than 10 fouls	Dec. 23, 2006, at UCLA: Michigan (16)
Michigan had more than 20 fouls	Dec. 7, 2006, at Miami (Ohio): Michigan (20)
Michigan had fewer than 10 fouls	March 22, 2006, Miami (Fla.), NIT Quarterfinal: Michigan (9)

## TURNOVERS

Michigan had more than 10 turnovers	Dec. 23, 2006, at UCLA: Michigan (23)
Michigan had more than 20 turnovers	Dec. 23, 2006, at UCLA: Michigan (23)
Michigan had fewer than 10 turnovers	March 28, 2006, Old Dominion, NIT Semifinal, Michigan (10)

## AT CRISLER ARENA

Michigan had a sellout crowd at Crisler Arena	March 4, 2006, Indiana (13,751)
Michigan had a crowd of more than 10,000 at Crisler Arena	Dec. 16, 2006, Northern Illinois (10,317)

## IN THE RANKINGS

Michigan was ranked	Feb. 6, 2006 poll: Michigan No. 22 (AP) and No. 22 (ESPN/USA Today Coaches Poll)
Michigan defeated a ranked opponent	Feb. 21, 2006, 8/8 Illinois: UM won 72-64 at Crisler Arena
Michigan lost to a ranked opponent	Dec. 23, 2006, at 1/1 UCLA: UCLA won 92-55 at Pauley Pavilion
Michigan defeated a ranked opponent at home	Feb. 21, 2006, 8/8 Illinois: UM won 72-64 at Crisler Arena
Michigan defeated a ranked opponent on the road	Jan. 5, 2004, at 14/15 Iowa: U-M won 65-63 at Carver-Hawkeye Arena
Michigan faced a No. 1 ranked team	Dec. 23, 2006, at 1/1 UCLA: UCLA won 92-55 at Pauley Pavilion
Michigan defeated a No. 1 ranked team	Dec. 14, 1997, 1/1 Duke: U-M won 81-73 at Crisler Arena

# MICHIGAN BASKETBALL 2006-07 ROSTERS

## ALPHABETICAL

NO.	WOLVERINE	POS.	HGT.	WGT.	CLASS	DOB	HOMETOWN/HIGH SCHOOL/COLLEGE
32	Lester Abram	W	6-6	200	5th-Sr.	9/2/1983	Pontiac, Mich. (Northern HS)
10	Reed Baker	G	6-1	175	Fr-Fr.	2/9/1988	Fort Myers, Fla. (Bishop Verot HS)
24	Ron Coleman	W	6-6	210	Jr-Jr.	8/8/1986	Romulus, Mich. (Romulus HS)
40	Phillip DeVries	C	6-10	225	So-So.	9/25/1986	Shelby Township, Mich. (Utica Eisenhower)
25	Zack Gibson#	C	6-10	220	So.-Fr.	9/7/1987	Grand Blanc, Mich. (Grand Blanc HS)
5	Dion Harris	G	6-3	205	Sr-Sr.	4/27/1985	Detroit, Mich. (Redford HS)
2	C.J. Lee^	G	6-0	180	Jr-Jr.	10/17/1985	Pittsford, N.Y. (Pittsford Sutherland HS)
30	David Merritt	G	5-10	170	Jr-Jr.	2/26/1986	West Bloomfield, Mich. (West Bloomfield HS)
3	K'Len Morris	W	6-4	185	Fr-Fr.	5/31/1988	Grand Blanc, Mich. (Grand Blanc HS)
23	Brent Petway	F	6-8	210	Sr-Sr.	5/12/1985	McDonough, Ga. (Griffin HS)
21	Kendric Price	F	6-8	205	So-Fr.	7/15/1986	Boston, Mass (Buckingham Browne & Nichols School)
15	Jevohn Shepherd	W	6-5	210	So-So.	4/8/1986	Toronto, Ontario, Canada (West Hill Collegiate)
44	Courtney Sims	C	6-11	245	Sr-Sr.	10/21/1983	Boston, Mass. (Noble & Greenough School)
4	DeShawn Sims	F	6-8	225	Fr-Fr.	1/21/1988	Detroit, Mich. (Pershing HS)
1	Jerret Smith	G	6-3	195	So-So.	1/8/1987	Romulus, Mich. (Romulus HS)
22	Ekpe Udoh	F	6-10	240	Fr-Fr.	5/20/1987	Edmond, Okla. (Santa Fe HS)
12	Anthony Wright	F	6-6	235	Fr-Fr.	1/1/1988	Sterling, Va. (Oak Hill Academy [Mouth of Wilson, Va.]

## NUMERICAL

NO.	WOLVERINE	POS.	HGT.	WGT.	CLASS	DOB	HOMETOWN/HIGH SCHOOL/COLLEGE
1	Jerret Smith	G	6-3	195	So-So.	1/8/1987	Romulus, Mich. (Romulus HS)
2	C.J. Lee^	G	6-0	180	Jr-Jr.	10/17/1985	Pittsford, N.Y. (Pittsford Sutherland HS)
3	K'Len Morris	W	6-4	185	Fr-Fr.	5/31/1988	Grand Blanc, Mich. (Grand Blanc HS)
4	DeShawn Sims	F	6-8	225	Fr-Fr.	1/21/1988	Detroit, Mich. (Pershing HS)
5	Dion Harris	G	6-3	205	Sr-Sr.	4/27/1985	Detroit, Mich. (Redford HS)
10	Reed Baker	G	6-1	175	Fr-Fr.	2/9/1988	Fort Myers, Fla. (Bishop Verot HS)
12	Anthony Wright	F	6-6	235	Fr-Fr.	1/1/1988	Sterling, Va. (Oak Hill Academy [Mouth of Wilson, Va.]
15	Jevohn Shepherd	W	6-5	210	So-So.	4/8/1986	Toronto, Ontario, Canada (West Hill Collegiate)
21	Kendric Price	F	6-8	205	So-Fr.	7/15/1986	Boston, Mass (Buckingham Browne & Nichols School)
22	Ekpe Udoh	F	6-10	240	Fr-Fr.	5/20/1987	Edmond, Okla. (Santa Fe HS)
23	Brent Petway	F	6-8	210	Sr-Sr.	5/12/1985	McDonough, Ga. (Griffin HS)
24	Ron Coleman	W	6-6	210	Jr-Jr.	8/8/1986	Romulus, Mich. (Romulus HS)
25	Zack Gibson#	C	6-10	220	So.-Fr.	9/7/1987	Grand Blanc, Mich. (Grand Blanc HS)
30	David Merritt	G	5-10	170	Jr-Jr.	2/26/1986	West Bloomfield, Mich. (West Bloomfield HS)
32	Lester Abram	W	6-6	200	5th-Sr.	9/2/1983	Pontiac, Mich. (Northern HS)
40	Phillip DeVries	C	6-10	225	So-So.	9/25/1986	Shelby Township, Mich. (Utica Eisenhower)
44	Courtney Sims	C	6-11	245	Sr-Sr.	10/21/1983	Boston, Mass. (Noble & Greenough School)

# -- transfer from Rutgers, sitting out 2006-07 season due to NCAA transfer rules

^ -- walk-on; transfer from Manhattan College, sitting out 2006-07 season due to NCAA transfer rules

## MICHIGAN BASKETBALL AND SUPPORT STAFF

Head Coach	Tommy Amaker
Assistant Coach	Chuck Swenson
Assistant Coach	Andrew Moore
Assistant Coach	Mike Jackson
Administrative Assistant	Dave Pilipovich
Director of Basketball Operations	Kirsten Green
Video Coordinator	Matt Duprey
Basketball Secretary	Lisa Nicholson
Academic Advisors	Sue Shand, Maher Salah
Athletic Trainer	John DoRosario
Strength Coach	Jim Plocki
Equipment Manager	Bob Bland
Athletic Media Relations	Tom Wywrot

### PRONUNCIATION KEY - PLAYERS

No.	Player Listing	First Name	Last Name
1	Jerret Smith	JAIR-rhet	-----
3	K'Len Morris	KAY-lynn	-----
4	DeShawn Sims	DUH-shawn	-----
5	Dion Harris	DEE-on	-----
15	Jevohn Shepherd	JUH-von	-----
21	Kendric Price	KEND-rick	-----
22	Ekpe Udoh	EPP-ay	YOU-doe
30	David Merritt	-----	MARE-it
40	Phillip DeVries	-----	da-VREES

### PRONUNCIATION KEY - COACHES

Coach Listing	First Name	Last Name
Dave Pilipovich	-----	PILL-ah-PO-vitch

## ROSTER BREAKDOWN

### CAPTAINS

Lester Abram..... third-year

### BY CLASS

5th-Senior ..... 1  
 Seniors..... 3  
 Junior ..... 3  
 Sophomores..... 4  
 Redshirt-Freshmen ..... 1  
 Freshmen..... 5

### BY POSITION

Guard ..... 5  
 Wing ..... 4  
 Forward ..... 5  
 Centers ..... 3

### BY HEIGHT

Courtney Sims ..... 6-11  
 Phillip DeVries..... 6-10  
 Zack Gibson ..... 6-10  
 Ekpe Udoh ..... 6-10  
 Brent Petway ..... 6-8  
 Kendric Price ..... 6-8  
 DeShawn Sims ..... 6-8  
 Lester Abram ..... 6-6  
 Ron Coleman ..... 6-6  
 Anthony Wright..... 6-6  
 Jevohn Shepherd ..... 6-5  
 K'Len Morris..... 6-4  
 Dion Harris ..... 6-3  
 Jerret Smith ..... 6-3  
 Reed Baker ..... 6-1  
 C.J. Lee ..... 6-0  
 David Merritt ..... 5-10

### BY WEIGHT

Courtney Sims ..... 245  
 Ekpe Udoh ..... 240  
 Anthony Wright..... 235  
 Phillip DeVries..... 225  
 DeShawn Sims..... 225  
 Zack Gibson..... 220  
 Ron Coleman ..... 210  
 Brent Petway ..... 210  
 Jevohn Shepherd ..... 210  
 Dion Harris ..... 205  
 Kendric Price ..... 205  
 Lester Abram ..... 200  
 Jerret Smith ..... 195  
 K'Len Morris..... 185  
 C.J. Lee ..... 180  
 Reed Baker ..... 175  
 David Merritt ..... 170

# MICHIGAN BASKETBALL 2006-07 COACHING STAFF



Tommy Amaker



Mike Jackson



Andrew Moore



Dave Pilipovich



Chuck Swenson

## MICHIGAN BASKETBALL STAFF

**Head Coach**  
 Tommy Amaker (6th year)  
**Assistant Coaches**  
 Mike Jackson (2nd year)  
 Andrew Moore (4th year/5th overall)  
 Dave Pilipovich (1st year/2nd overall)  
**Administrative Assistant**  
 Chuck Swenson (1st year/6th overall)

# MICHIGAN BASKETBALL 2007-08 SIGNEES

November 8, 2006

## Wolverines Ink Three High School Standouts for 2007-08

**ANN ARBOR, Mich.** -- The University of Michigan men's basketball program received today (Wednesday, Nov. 8) National Letters of Intent from three student-athletes during the early signing period: **Kelvin Grady**, a 5-11 guard from Grand Rapids, Mich.; **Corperryale "Manny" Harris**, a 6-5 guard from Detroit, Mich.; and **Alex Legion**, a 6-5 guard from Inkster, Mich.

"We are excited to have three high-caliber student-athletes join the Michigan Basketball program," said U-M coach **Tommy Amaker**. "All three young men are quality people and exceptional student-athletes who will fit into our program and the University. We think they will have a very promising future here at Michigan."

Grady, a candidate for the 2007 Michigan Hal Schram Mr. Basketball Award, has averaged 13.9 points per game in his high school career. As a junior he led East Grand Rapids to a 21-6 overall record and the Class B State Championship title game. He was named to the Class B All-State team by the Detroit News (third team) and the Associated Press (honorable mention). Grady is the younger brother of current Wolverine tailback Kevin Grady of the Michigan football program.

Harris, a candidate for the 2007 Michigan Hal Schram Mr. Basketball Award, has averaged 20.4 points per game during his varsity career at Redford. As a junior, he led Redford to a 23-4 overall record, its second straight PSL championship and a semifinal appearance in the Class A State Championships. In 2006, he was honored as a Detroit News and Detroit Free Press Dream Team member and an Associated Press Class A All-State first team member. Harris plays at the same high school current U-M senior Dion Harris attended.

Legion, who transferred to Oak Hill Academy for his senior season, was a three-year starter at Detroit Country Day and averaged 19.1 points, 5.1 rebounds and 3.4 assists per game. As a junior, he led Country Day to a 20-5 overall record and a Class B quarterfinal appearance. He is a two-time Associated Press, Detroit News and Detroit Free Press Class B All-State first team selection.

All three signees will begin their senior seasons this November.

The Wolverines are expected to lose four players from their 2006-07 roster as Lester Abram, Dion Harris, Brent Petway and Courtney Sims conclude their Michigan careers this season.

**KELVIN GRADY**  
Guard, 5-11, 170 (Grand Rapids, Mich./East Grand Rapids HS)



### Honors and Awards

- Associated Press Class B All-State, honorable mention (2006)
- Detroit News Class B All-State, third team (2006)
- Detroit News Class B All-State, honorable mention (2005)
- Detroit Free Press Class B All-State, third team (2006)

### Prep:

- Coached by Ed Crisman
- Surpassed 1,000 career points as junior (1,024 currently)
- As a junior (2005-06), averaged 15.4 points (416 total) and 5.5 assists
- Shot 47 percent from the field, 40 percent on three-point field goals and 72 percent on free throws
- Led East Grand Rapids to 21-6 record
- Led East Grand Rapids to Class B State championship game
- Eliminated by Detroit Renaissance, 55-51, in championship game
- Had 16 points, four assists and a steal in championship
- Reached final after 81-64 win against Wyoming Godwin Heights in Class B semifinal
- Had 12 points, 14 assists and nine rebounds against Wyoming Godwin Heights
- Led East Grand Rapids to Class B regional title
- Led East Grand Rapids to Class B district title
- As a sophomore (2004-05), averaged 13.6 points (301 total)
- Led East Grand Rapids to 16-6 record
- Led East Grand Rapids to Class B district final
- Eliminated by Grand Rapids South Christian, who went to the Class B title
- As a freshman (2003-04), averaged 12.8 points (307 total)
- Led East Grand Rapids to 14-10 record
- Led East Grand Rapids to Class B regional final
- Eliminated by Muskegon Heights 75-54

**CORPERRYALE "MANNY" HARRIS**  
Guard, 6-5, 170 (Detroit, Mich./Redford HS)




### Honors and Awards:

- Associated Press Class A All-State first team (2006)
- Detroit News Dream Team (2006)
- Detroit Free Press Dream Team (2006)
- Detroit News Class A All-State, fifth team (2005)
- Detroit News All-Metro, first team (2006) and fourth team (2005)
- Detroit Free Press All-Metro, first team (2006)
- Detroit News All-Detroit, first team (2006) and second team (2005)
- Detroit Free Press All-Detroit, first team (2006) and honorable mention (2005)

### Prep:

- Coached by Ken Flowers at Redford HS (2005 to present)
- Coached by Derrick McDowell (2003-05)
- Two-year starter
- As a junior (2005-06), averaged 22.5 points, 7.5 rebounds and 4.5 assists
- Led Redford to 23-4 record
- Led Redford to semifinals of Class A State Championships
- Led Redford to regional title of Class A State Championships
- Led Redford to district title of Class A State Championships
- Led Redford to PSL Championship, defeated Pershing (65-47) for second straight team title
- Had 18 points in championship game, with 14 coming in the fourth quarter
- As a sophomore (2004-05), averaged 18.4 points
- Led Redford to 20-3 record
- Led Redford to regional finals of Class A State Championships
- Led Redford to PSL Championship, defeated Pershing (56-47)
- As a freshman (2003-04), played on junior varsity
- Redford varsity finished with a 21-3 record
- Redford went to semifinals of Class A State Championships
- Redford won regional title of Class A State Championships
- Redford won district title of Class A State Championships

**ALEX LEGION**  
Wing, 6-5, 185 (Inkster, Mich./Oak Hill Academy [Mouth of Wilson, Va.]



### Honors and Awards:

- Associated Press Class B All-State, first team (2005, '06)
- Detroit News Class B All-State, first team (2005, '06)
- Detroit Free Press Class B All-State, first team (2005, '06)
- Detroit News All-Metro, first team (2006)
- Detroit News All-Metro, second team (2005)
- Detroit Free Press All-Metro, first team (2005)
- Detroit Free Press All-Metro, second team (2006)
- Detroit News All-North, first team (2005, '06)
- Detroit News All-North, honorable mention (2004)
- Detroit Free Press All-North, first team (2005, '06)

### Prep:

- Coached by Steve Smith at Oak Hill Academy (2006-07)
- Coached by Kurt Keener at Birmingham Detroit Country Day (2004-06)
- Three-year varsity letterwinner (2004, '05, '06)
- Three-year starter (2004, '05, '06)
- As a senior (2006-07)
- Transferred to Oak Hill Academy
- As a junior (2005-06), averaged 18.9 points, 5.6 rebounds, 2.6 assists and 2.0 steals
- Helped Country Day to No.3 Class B ranking most of the season
- Led Country Day to 20-5 record
- Led Country Day to Class B State quarterfinals, eliminated by Detroit Renaissance, 75-57
- Had 22 points, all in second half, and nine rebounds in quarterfinal game
- As a sophomore (2004-05), averaged 21.8 points, 5.8 rebounds, 4.5 assists and 2.3 steals
- Shot 56 percent from field and 75 percent of free throws
- Had a career-high 41 points against Warren Lincoln in Class B regional final
- Helped Country Day to No. 1 Class B ranking most of the season
- Led Country Day to 23-3 record
- Led Country Day Class B quarterfinals, eliminated by Detroit Renaissance, 64-62
- As a freshman (2003-04), averaged 18.3 points, 4.0 rebounds and 3.0 assists
- Led Country Day to 12-5 record
- Eliminated in first round of Class B State Playoffs

## THE AMAKER FILE

- Born: June 6, 1965
- Hometown: Falls Church, Va.
- High School: W.T. Woodson (Fairfax, Va.)
- Collegiate Playing Career: Duke 1984-87
- College Degree: Duke, B.A. in Economics, 1987
- College Honors and Awards:
  - Duke Team Captain 1986-87
  - 1987 National Defensive Player of the Year
  - 1987 All-America
  - 1986 All-Final Four Team
- Coaching Honors:
  - Led teams to five postseason appearances
  - Led U-M to 2004 NIT championship; 2006 Finalist appearance
  - Youngest African-American coach to win national title
    - Won 2004 NIT at age 38
  - Youngest head coach in Big East history at age 31
  - 2000 Metropolitan Coach of the Year
- Family: wife - Dr. Stephanie Pinder-Amaker



## TOMMY AMAKER NOTABLES

- Michigan coach Tommy Amaker enters his sixth season guiding the Wolverine program.
- Michigan coach Tommy Amaker has won 98 games with the Wolverines program. He needs just two more to reach the 100-win plateau and become the sixth head coach to reach that mark with the Maize and Blue. There have been 15 coaches leading the Wolverine program all-time.
- Michigan coach Tommy Amaker has led the Wolverines to two Postseason NIT final appearances in the last three years, coming away with the 2004 title. That title in 2004 made him the youngest African-American coach to win a national title.
- Michigan coach Tommy Amaker has guided the Wolverine program to two 20-plus win seasons in his six years on the bench. In 91 years of Michigan Basketball there have been 20 seasons with 20-or-more wins posted.
- In his overall head coaching career, Tommy Amaker has 166 career wins. He needs 34 more to reach the 200 win mark.

## TOMMY AMAKER BY THE YEARS

Michigan Coaching Record: ..... **98-72 (six seasons)**  
 Career Head Coaching Record: ..... **166-127 (10 seasons)**  
 Overall Career Coaching Record:..... **396-207 (19 seasons)**

### University of Michigan (98-72, six seasons)

Year	School	Overall	Conf.	Postseason
2006-07	Michigan (Head Coach)	11-2	0-0	
2005-06	Michigan (Head Coach)	22-11	8-8	NIT Finalist
2004-05	Michigan (Head Coach)	13-18	4-12	
2003-04	Michigan (Head Coach)	23-11	8-8	NIT Champions
2002-03	Michigan (Head Coach)	18-12	10-6	ineligible for postseason
2001-02	Michigan (Head Coach)	11-18	5-11	

### Seton Hall University (68-55, four seasons)

Year	School	Overall	Conf.	Postseason
2000-01	Seton Hall (Head Coach)	16-15	5-11	NIT (First Round)
1999-2000	Seton Hall (Head Coach)	22-10	10-6	NCAA (Sweet 16)
1998-99	Seton Hall (Head Coach)	15-15	8-10	NIT (First Round)
1997-98	Seton Hall (Head Coach)	15-15	9-9	NIT (First Round)

### Duke University (230-80, nine seasons)

Year	School	Overall	Conf.	Postseason
1996-97	Duke (Assoc. Head Coach)	24-9	12-4	NCAA (Second Round)
1995-96	Duke (Assoc. Head Coach)	18-13	8-8	NCAA (First Round)
1994-95	Duke (Assistant Coach)	13-18	2-14	
1993-94	Duke (Assistant Coach)	28-6	12-4	NCAA (Final Four)
1992-93	Duke (Assistant Coach)	24-8	10-6	NCAA (Second Round)
1991-92	Duke (Assistant Coach)	34-2	14-2	NCAA (National Champion)
1990-91	Duke (Assistant Coach)	32-7	11-3	NCAA (National Champion)
1989-90	Duke (Assistant Coach)	29-9	9-5	NCAA (Final Four)
1988-89	Duke (Assistant Coach)	28-8	9-5	NCAA (Final Four)

## VICTORIES OVER TOP 25 OPPONENTS

Feb. 21, 2006	No. 8 Illinois	72-64	Crisler Arena
Jan. 28, 2006	No. 23 Wisconsin	85-76	Crisler Arena
Jan. 25, 2006	No. 11 Michigan State	72-67	Crisler Arena
Jan. 5, 2005	at No. 14 Iowa	65-63	Carver-Hawkeye Arena
Dec. 4, 2004	No. 20 Notre Dame	61-60	Crisler Arena
Feb. 22, 2004	No. 10 Wisconsin	71-59	Crisler Arena
Feb. 19, 2003	No. 23 Purdue	78-67	Crisler Arena
March 8, 2001	No. 18 Georgetown	58-40	Madison Square Garden
Feb. 18, 2001	at No. 14 Notre Dame	74-64	Joyce Center
Jan. 21, 2001	No. 9 Syracuse	77-65	The Meadowlands
Jan. 8, 2001	No. 21 Notre Dame	78-76	The Meadowlands
March 19, 2000	No. 5 Temple	67-65 ot	Midland Arena
Feb. 7, 2000	at No. 4 Syracuse	69-67*	Carrier Dome
Jan. 18, 2000	No. 19 St. John's	78-70	Continental Airlines Arena
Dec. 12, 1998	at No. 13 Syracuse	80-64	Carrier Dome
Feb. 7, 1998	at No. 19 Syracuse	85-61	Carrier Dome

\*Highest ranked team ever beaten by Seton Hall

## AN INSIDE LOOK AT TOMMY AMAKER'S CAREER...

### AS A HEAD COACH AT MICHIGAN (2001-PRESENT)

- **2006-07 Season**
  - Started 7-0 for the second straight season
  - Had 11-1 record through 12 games, best start at Michigan for Amaker
- **2006 Summer**
  - Coach of Big Ten Foreign Team, four-game tour of Australia
  - Led team to a 3-1 overall exhibition record
  - Set the Foreign Team Tour record with 145 points
    - vs. South District Spartans, August
- **2005-06 Season**
  - 2006 Postseason NIT Finalist
  - Led U-M to its second 20-win season in three years (22-11)
  - Led U-M to its first top-25 ranking in eight years
  - Had the second best team free throw percentage in history (75.3%)
- **2004-05 Season**
  - Advanced to the Final Four of the Preseason NIT
- **2003-04 Season**
  - Led U-M to its first 20-win season in six years (23-11)
  - 2004 Postseason NIT Champions
  - Youngest African-American coach to win a postseason title
- **2002-03 Season**
  - Led U-M to highest seed in the Big Ten Tournament (No. 3)
- **2001-02 Season**
  - Set team free throw percentage in a season (75.4%)

### AS A HEAD COACH AT SETON HALL (1997-2001)

- 2000 NCAA Tournament, Sweet 16
- Three NIT appearances (1998, 1999, 2001)

### AS AN ASSISTANT AT DUKE (1988-97)

- 1991 and 1992 National Champion
- Three National championship appearances
  - (1990, 1991, 1992)
- Five Final Four appearances
  - (1989, 1990, 1991, 1992, 1994)
- Eight NCAA Tournaments appearances
  - (1989, 1990, 1991, 1992, 1993, 1994, 1996, 1997)

### AS A PLAYER AT DUKE (1984-87)

- 2001 Duke Athletics Hall of Fame inductee
- 1987 NCAA Tournament Regional Semifinals
  - Named to All-Midwest Regional Team
  - 1987 National Defensive Player of the Year
  - 1987 All-America selection
- 1986 NCAA Tournament Runner-up
  - Named to All-Final Four Team
  - NCAA Tournament's leader in steals (18 in six games)
  - Set record for steals in Final Four (10)
  - Set record for steals in a NCAA championship game (7)
- 1985 NCAA Tournament Second Round
- 1984 NCAA Tournament Second Round
- Had a 108-30 four-year record at Duke

### NBA DRAFT PICKS AND PLAYERS

- 2004, Andre Barrett (Seton Hall) - Houston Rockets (free agent)
- 2004, Bernard Robinson Jr. (U-M) - Charlotte Bobcats (2nd, No. 45)
- 2001, Eddie Griffin (Seton Hall) - Houston Rockets (1st, No. 7)
- 2001, Samuel Dalembert (Seton Hall) - Philadelphia 76ers (1st, No. 26)

## MICHIGAN SEASON-BY-SEASON CAPSULES

### • SEASON: 2005-06 22-11 overall; 8-8 Big Ten, NIT Finalist

In his fifth season, Amaker led the Wolverines to their second 20-win season in three years and a Postseason NIT finalist finish. After a 10-1 non-conference start, which stretched into a 16-3 overall record, the Maize and Blue were hit with the injury bug for the second straight year as three starters missed significant time in the latter stages of the regular season. However, led by All-Big Ten first team selection Daniel Horton and the rest of the senior class, the Wolverines showed tremendous fight throughout the season and reached the finals of the Postseason NIT for the second time in three years. During the 2005-06 season, U-M won back-to-back games against ranked opponents for the first time in 12 years (1993-94) and had the highest defeat of a ranked opponent under Amaker against #8 Illinois. With those wins over ranked opponents, U-M cracked the national top 25 polls for the first time in eight years and reached as high as No. 20 during the season. U-M nearly set the U-M record for free throw percentage in a season (75.36), which was set in Amaker's first year 2001-02 (75.44). The Wolverines led the Big Ten in field goal percentage (48.0) and defensive rebounding (29.5).

### • SEASON: 2004-05 13-18 overall; 4-12 Big Ten

In his fourth season, Amaker's Wolverines continued to show progress despite having a host of injuries causing nine different Wolverines to lose 86 total games during the season. Using 16 different starting lineups, U-M won 12 of its first 17 games and advanced to the Final Four of the Preseason NIT before injuries riddled the second half of the season. Dion Harris, who earned All-Big Ten honorable mention honors, blossomed in his second year playing all three perimeter positions, while leading the team in scoring, assists, steals and minutes. In addition, John Andrews, J.C. Mathis and Dani Wohl all earned Academic All-Big Ten honors for their work away from the hardwood.

### • SEASON: 2003-04 23-11 overall; 8-8 Big Ten; 2004 NIT Champions


In his third season, Amaker led the Wolverines to a 23-11 record and the 2004 National Invitation Tournament title. The 20-plus win season was the first for the Wolverines since the 1997-98 season. The Wolverines defeated Rutgers 62-55 in the NIT championship game. The Maize and Blue finished 8-8 in the Big Ten regular season, getting the No. 5 seed in the Big Ten Tournament, earning just the third first-round bye in history. Several Wolverines earned postseason accolades including Daniel Horton's NIT MVP and All-Tournament selection. Bernard Robinson Jr., who was selected in the second round of the NBA Draft by the Charlotte Bobcats, and Lester Abram were named to the All-Big Ten third team, while Dion Harris and Courtney Sims, who was the first freshman to lead the Big Ten in blocked shots in eight years, were selected to the All-Freshman team. Harris also was named to the NIT All-Tournament team. Colin Dill, J.C. Mathis and Dani Wohl were all recognized on the All-Big Ten Academic Team.

### • SEASON: 2002-03 18-12 overall; 10-6 Big Ten

In his second season, Amaker led the Wolverines to a 17-13 record, then its best finish in five years. With a 10-6 conference mark, U-M tied for third, garnering the No. 3 seed in the Big Ten Tournament, the program's highest-ever tournament seeding and earning the second, first-round bye ever. After starting 0-6, Amaker and his Wolverines turned the season around with a 13-game winning streak that tied for the fifth-best streak in Michigan history. Michigan also snapped an eight-game losing streak to Michigan State with a 60-58 victory over its in-state rival at Crisler Arena. He guided the Wolverines to numerous individual accolades in 2002-03. LaVell Blanchard earned All-Big Ten first team honors while Daniel Horton and Bernard Robinson Jr. were named to the second and third teams, respectively. In addition, Horton was named the Big Ten Freshman of the Year and to the inaugural All-Freshman team, while Colin Dill was named as an Academic All-Big Ten performer.

### • SEASON: 2001-02 11-18 overall; 5-11 Big Ten

In his first season, Amaker led the Wolverines to an 11-18 overall record and a 5-11 mark in Big Ten play. The Maize and Blue were the No. 10 seed in the 2002 Big Ten Tournament and defeated No. 7 Northwestern, 72-51, in the first round before bowing out to No. 2 and eventual tournament champion Ohio State, 75-68, in the second round. The Wolverines set the single-season school record for free throw percentage with 75.4 percent, with four Wolverines averaging above 80 percent from the free throw line. The Wolverines also shot a school-record 32 three-point field goal attempts at Purdue (Feb. 13) at Mackey Arena, which bettered the previous record of 30 that was tied at Colorado State (Feb. 11). LaVell Blanchard was named to the All-Big Ten third team, while Ron Garber and Mike Gotfredson were each honored to the Academic All-Big Ten Team.



# LESTER ABRAM

- 5th-Year Senior • Wing • 6-6 • 200
- Pontiac, Mich. • Pontiac Northern High School
- Division of Kinesiology
- Sport Management major
- Born September 2, 1983 in Pontiac, Mich.
- Name Pronunciation:  
 first: common  
 last: common

Points:	14	Northern Illinois (12/16/06)
Field Goals:	5	two
Field Goal Attempts:	11	Northern Illinois (12/16/06)
Three-Point Field Goals:	3	Youngstown State (11/22/06)
Three-Point Field Goal Attempts:	5	two times
Free Throw:	6	Miami (Ohio) (12/7/06)
Free Throw Attempts:	9	Miami (Ohio) (12/7/06)
Offensive Rebounds:	3	at UCLA (12/23/06)
Defensive Rebounds:	5	two times
Rebounds:	7	at N.C. State (11/27/06)
Assists:	7	Harvard (11/17/06)
Turnovers:	5	Wofford (12/2/06)
Blocks:	1	four times
Steals:	5	Harvard (11/17/06)
Minutes:	38	UW-Milwaukee (11/15/06)

## LESTER ABRAM NOTABLES

- Fifth-year senior wing Lester Abram is the Wolverines lone-captain for the 2006-07 season. It marks the first time a Michigan player has served as captain three times in their career. Abram was a tri-captain as a junior (2004-05) with Graham Brown and Sherrod Harrell and was a quad-captain as a senior (2005-06) with Brown, Harrell and Chris Hunter.
- Lester Abram has played in 98 career games and needs just two more to become the 51st Wolverine to play in 100 career games. If Abram reaches the 100 career game mark, he will become the third Wolverine to reach the total this season after Courtney Sims (Davidson, Nov. 11) and Dion Harris (UW-Milwaukee, Nov. 15) achieved the mark earlier this season.
- Lester Abram has started 85 career games and needs 15 to become the 16th Wolverine to have 100 career starts. Abram has started all 13 games this season.
- With his second three-pointer in the first half against Youngstown State (Nov. 22), Lester Abram became the 42nd Wolverine to score 1,000 career points. He is the second player this season to accomplish the feat after Courtney Sims reached the milestone against UW-Milwaukee (Nov. 15). Abram currently has 1,067 career points which puts him 37th all-time at Michigan.
- With Lester Abram joining the 1,000-point club, Michigan now has three current players in the exclusive club. Abram joins Dion Harris and Courtney Sims as active players in the 1,000 point club. It is the sixth time in U-M history Michigan has had at least three 1,000-point players active during a season.
- Lester Abram posted a season-best 14 points against Northern Illinois (Dec. 16). Abram now has five double-digit scoring performances this season and is averaging 8.6 points per game.
- Lester Abram has scored in double figures in 56-of-98 career games, currently holding 1,067 career points for the Maize and Blue. For his career Abram is averaging 10.9 points a game. He has recorded six games with 20 or more points in a game with a career-best 27 against

Northwestern (Jan. 7, 2004).

- Lester Abram continues to be a big asset to the Wolverines when up at the free throw line. Overall, Abram is second all-time at Michigan with an 84.41 career free throw percentage. As a freshman, he set the U-M freshman-class record shooting 85.6 percent, and then came back the next season to tie Cazzie Russell's sophomore-class mark with an 84.3 percentage. In 2005-06, Abram went 52-for-63 for an 82.5 percentage mark. For the 2006-07 season he is shooting right on par at 82.1 percent (23-for-28).
- Lester Abram has 398 career rebounds and needs just 102 more to become the 37th Wolverine to join the 500 rebound club. In his career he has averaged 115 rebounds per season posting a single-season best 131 rebounds during his freshman and sophomore season. He has averaged 4.1 rebounds per game for his career. This season he is right on pace with 4.0 rebounds this season.
- Lester Abram recorded a season-best seven rebounds at N.C. State (Nov. 27). Overall, he has four games with five-or-more rebounds this season. He is averaging 4.0 rebounds per game this season.
- For the third time this season, Lester Abram has set, re-set and then re-set again his career-best mark for assists in a game. Most recently he had a career-best seven assists against Harvard (Nov. 12). To kick off the season he tied a career best with five assists against Central Connecticut State (Nov. 10) and then topped that with six against UW-Milwaukee (Nov. 15). For the season he is averaging a career-best 2.7 assists.
- Lester Abram has continue to average a career-best 2.7 assists per game. In his career, he has not averaged above 1.3 assists per game in a season.
- Currently, Lester Abram has 140 assists in his career for a 1.4 per game average. He now needs 60 to reach 200 career assists.
- Against Harvard (Nov. 17), Lester Abram posted a career-best five steals. Currently, he has 103 total in his

career. He needs 14 more steals to crack into the U-M all-time top 10 (117, Jalen Rose).

- Lester Abram has led the Wolverines in steals five times this season. He has a team-best 20 steals on the season for a 1.5 per game average.
- Lester Abram is in his fifth-year with the Wolverines after he applied for and was granted a medical hardship to regain an additional year of eligibility. Abram missed 28 games of the 2004-05 season (junior season) following surgery (Dec. 16, 2004) for a left shoulder injury. He injured the shoulder during the 2004 Big Ten Tournament against Iowa (March 12, 2004). The following season (2005-06) Abram missed almost half the season (12 games) due to an ankle injury suffered at Minnesota (Jan. 21, 2006). Over the last two season, Abram played in 24-of-64 games.
- Lester Abram is one of three lefthanded shots on the Wolverine squad. He joins Brent Petway and Jerret Smith as the only southpaws on the Maize and Blue squad.
- Lester Abram got back to the court this August for his first full game action traveling to Australia with Tommy Amaker and teammate Jerret Smith on the 2006 Big Ten Foreign Touring team. Abram helped the team go 3-1 and averaged 15.3 points, 4.0 rebounds and 1.3 assists, starting two of the four games. He led the Big Ten squad in scoring in two games with 18 points against the Sydney Kings and 22 points against the South District Spartans.

## LESTER ABRAM'S CAREER STATISTICS

Year	G	S	Min	Avg	FG	FGA	FG%	3FG	3FGA	3FG%	FT	FTA	FT%	Off	Def	Reb	Avg	Foul	DQ	Ast	Avg	TO	Avg	Blk	Avg	Stl	Avg	Pts	Avg
2002-03	30	28	963	32.1	104	217	.479	22	54	.407	89	104	.856	42	89	131	4.4	93	5	38	1.3	49	1.6	11	0.4	30	1.0	319	10.6
2003-04	31	24	913	29.5	126	257	.490	40	97	.412	113	134	.843	35	96	131	4.2	79	2	41	1.3	55	1.8	9	0.3	31	1.0	405	13.1
2004-05	3	2	86	28.7	5	22	.227	0	8	.000	10	11	.909	2	12	14	4.7	0	0	4	1.3	4	1.3	0	0.0	1	0.3	20	6.7
2005-06	21	18	550	26.2	71	134	.530	17	40	.425	52	63	.825	9	61	70	3.3	48	1	22	1.0	29	1.4	5	0.2	21	1.0	211	10.0
2006-07	13	13	345	26.5	40	93	.430	9	30	.300	23	28	.821	15	37	52	4.0	32	1	35	2.7	31	2.4	4	0.3	20	1.5	112	8.6
<b>Career</b>	<b>98</b>	<b>85</b>	<b>2857</b>	<b>29.2</b>	<b>346</b>	<b>723</b>	<b>.479</b>	<b>88</b>	<b>229</b>	<b>.384</b>	<b>287</b>	<b>340</b>	<b>.844</b>	<b>103</b>	<b>295</b>	<b>398</b>	<b>4.1</b>	<b>252</b>	<b>9</b>	<b>140</b>	<b>1.4</b>	<b>168</b>	<b>1.7</b>	<b>29</b>	<b>0.3</b>	<b>103</b>	<b>1.1</b>	<b>1067</b>	<b>10.9</b>

## LESTER ABRAM'S BIG TEN CONFERENCE STATISTICS

Year	G	S	Min	Avg	FG	FGA	FG%	3FG	3FGA	3FG%	FT	FTA	FT%	Off	Def	Reb	Avg	Foul	DQ	Ast	Avg	TO	Avg	Blk	Avg	Stl	Avg	Pts	Avg
2002-03	16	15	545	34.1	57	117	.487	17	38	.447	45	52	.865	25	59	84	5.3	42	1	25	1.6	28	1.8	2	0.1	19	1.2	176	11.0
2003-04	16	14	495	30.9	68	137	.496	24	50	.480	66	74	.892	27	52	79	4.9	48	2	13	0.8	34	2.1	3	0.2	11	0.7	226	14.1
2004-05	0	0	0	0.0	0	0	.000	0	0	.000	0	0	.000	0	0	0	0.0	0	0	0	0.0	0	0.0	0	0.0	0	0.0	0	0.0
2005-06	4	2	77	19.3	14	20	.700	3	8	.375	2	2	1.000	1	5	6	1.5	5	0	6	1.5	2	0.5	0	0.0	3	0.8	33	8.3
2006-07	0	0	0	0.0	0	0	.000	0	0	.000	0	0	.000	0	0	0	0.0	0	0	0	0.0	0	0.0	0	0.0	0	0.0	0	0.0
<b>Big Ten</b>	<b>36</b>	<b>31</b>	<b>1117</b>	<b>31.0</b>	<b>139</b>	<b>274</b>	<b>.507</b>	<b>44</b>	<b>96</b>	<b>.458</b>	<b>113</b>	<b>128</b>	<b>.883</b>	<b>53</b>	<b>116</b>	<b>169</b>	<b>4.7</b>	<b>95</b>	<b>3</b>	<b>44</b>	<b>1.2</b>	<b>64</b>	<b>1.8</b>	<b>5</b>	<b>0.1</b>	<b>33</b>	<b>0.9</b>	<b>435</b>	<b>12.1</b>

### LESTER ABRAM'S CAREER NOTABLES

- 98 career games
  - Missed 28 games in 2004-05 due to left shoulder surgery
    - Played in 58 consecutive games before shoulder injury snapped streak
    - Applied and was granted Medical Hardship for extra year of eligibility
  - Missed 12 games in 2005-06 due to right toe (2) and right ankle (10)
- Started 85 of 98 career games
- Started 31 of 36 Big Ten games
- 1,067 career points, No. 37 all-time
  - 1000th career point against Youngstown State (Nov. 22, 2006)
    - Scored 1000th point on a three-pointer in first half
  - 900th career point against Northwestern (Jan. 18, 2006)
  - 800th career point against Miami (Fla.) (Nov. 29, 2005)
  - 700th career point vs. Hawaii, NIT quarterfinal (March 24, 2004)
  - 600th career point against Penn State (Feb. 18, 2004)
  - 500th career point at Penn State (Jan. 24, 2004)
  - 400th career point against Central Michigan (Dec. 20, 2003)
  - 300th career point against Purdue (March 8, 2003)
  - 200th career point at Minnesota (Feb. 1, 2003)
  - 100th career point against Eastern Michigan (Dec. 28, 2002)
- Averaging 10.9 points per game for career
  - Scored in double figures 56 of 98 career games
  - Six career games scoring 20 or more points
  - Had a career-high 27 points against Northwestern (Jan. 7, 2004)
- 47.9 percent from the field for career
  - Had a career-high nine field goals, two times
  - Had a career-high 15 field goal attempts at Illinois (Jan. 31, 2004)
- 38.4 percent on three-pointers for career
  - Had a career-high four three-point field goals, two times
  - Had a career-high six three-point attempts, four times
- 84.4 percent from the free throw line for career, No. 2 all-time
  - 42 career games shooting perfect from the free throw line
  - Tied U-M sophomore record for free throw percentage in a season (84.3)
  - Set U-M freshman record for free throw percentage in a season (85.6)
  - Had a career-high 10 free throws, three times
  - Had a career-high 12 free throw attempts against N.C. State (Dec. 2, 2003)
- 398 career rebounds
  - 300th career rebound against UCLA (Dec. 17, 2005)
  - 200th career rebound at Minnesota (Feb. 11, 2004)
  - 100th career rebound against Ohio State (Feb. 15, 2003)
  - One career double-double (point-rebound)
    - 13 points, 10 rebounds at Iowa (Feb. 14, 2004)
  - Had a career-high 10 rebounds at Iowa (Feb. 14, 2004)
- 140 career assists
  - 100th career assist against Northwestern (Jan. 18, 2006)
  - 50th career assist against Bowling Green (Dec. 13, 2003)
  - Had a career-high seven assists against Harvard (Nov. 17, 2006)
- 29 career blocks
  - Had a career-high three blocks against Bowling Green (Dec. 13, 2003)
- 103 career steals
  - 100th career steal against Wofford (Dec. 2, 2006)
  - 50th career steal against Penn State (Feb. 29, 2004)
  - Had a career-high five steals against Harvard (Nov. 17, 2006)
- 29.2 minutes per game for career
  - Played in 30 or more minutes in 53 career games
  - Had a career-high 40 minutes, two times

### LESTER ABRAM'S CAREER HONORS AND AWARDS

- 2004-05, 2005-06 and 2006-07 team captain
  - first three-time captain in U-M history
- 2004 NIT Championship team member
- 2004 All-Big Ten third team (selected by Big Ten coaches)
- 2004 All-Big Ten third team (selected by Big Ten media)
- U-M's 2004 Bill Buntin Most Valuable Player Award, co-MVP
- U-M's 2004 Travis Conlan Sportsmanship Award
- U-M's 2003 and 2004 Award for Outstanding Free Throw Shooting
- U-M's 2003 and 2004 Iron Man Award
- CBS Player of the Game, one-time
  - Wisconsin (Feb. 22, 2004)
- ESPN-Plus Player of the Game, four-time
  - Northwestern (Jan. 18, 2006)
  - Northwestern (Jan. 7, 2004)
  - at Minnesota (Feb. 11, 2004)
  - at Iowa (Feb. 14, 2004)
- ESPN2 Player of the Game
  - vs. Hawaii, NIT quarterfinal (March 24, 2004)

### LESTER ABRAM'S CAREER BESTS

#### POINTS

27	Northwestern	1-7-04
24	Iowa	1-28-04
24	Central Michigan	12-20-03
20	three times	

#### FIELD GOALS

9	Northwestern	1-18-06
9	Central Michigan	12-20-03
8	Chicago State	12-31-05
8	Iowa	1-28-04

#### FIELD GOAL ATTEMPTS

15	at Illinois	1-31-04
14	Central Michigan	12-20-03

#### 3-POINT FIELD GOALS

4	Ohio State	2-29-04
4	Iowa	1-28-04
3	five times	

#### 3-POINT FIELD GOAL ATTEMPTS

6	vs. Binghamton	11-15-04
6	at Illinois	1-31-04
6	Iowa	1-28-04
6	Central Michigan	12-20-03
5	five times	

#### FREE THROWS

10	Miami (Fla.)	3-22-06
10	Northwestern	1-7-04
10	N.C. State	12-2-03
9	two times	

#### FREE THROW ATTEMPTS

12	N.C. State	12-2-03
10	three times	

#### REBOUNDS

10	at Iowa	2-14-04
9	at Illinois	1-31-04
9	Iowa	2-8-03

#### OFFENSIVE REBOUNDS

6	Iowa	2-14-04
5	Illinois	1-31-04
3	two times	

#### DEFENSIVE REBOUNDS

7	Northwestern	1-7-04
7	Wisconsin	2-22-04
6	two times	

#### ASSISTS

7	Harvard	11-17-06
6	UW-Milwaukee	11-15-06
5	Central Connecticut St.	11-10-06
5	Coppin State	12-28-05
4	five times	

#### TURNOVERS

5	Wofford	12-2-06
5	Iowa	2-14-04
5	Ohio State	1-29-04
5	Northwestern	3-6-04

#### BLOCKS


3	Bowling Green	12-13-03
2	two times	

#### STEALS

5	Harvard	11-17-06
4	Miami (Fla.)	11-29-05
3	nine times	
2	15 times	

#### MINUTES

40	at Indiana	3-3-04
40	at Minnesota	2-1-03
39	three times	



# DION HARRIS

- Senior-Senior • Guard • 6-3 • 205
- Detroit, Mich. • Redford High School
- College of Literature, Science and the Arts
- General Studies major
- Born April 27, 1985 in Bavaria, Germany
- Name Pronunciation:  
first: "DEE-on"  
last: common

## DION HARRIS' 2006-07 SEASON HIGHS

Points:	24	at N.C. State (11/27/06)
Field Goals:	8	at N.C. State (11/27/06)
Field Goal Attempts:	20	at N.C. State (11/27/06)
Three-Point Field Goals:	5	CCSU (11/10/06)
Three-Point Field Goal Attempts:	14	at N.C. State (11/27/06)
Free Throw:	11	Davidson (11/11/06)
Free Throw Attempts:	12	two times
Offensive Rebounds:	1	four times
Defensive Rebounds:	4	at N.C. State (11/27/06)
Rebounds:	5	at N.C. State (11/27/06)
Assists:	10	Wofford (12/2/06)
Turnovers	4	three times
Blocks:	1	two times
Steals:	4	UW-Milwaukee (11/15/06)
Minutes:	39	at N.C. State (11/27/06)

### DION HARRIS NOTABLES

- After leading U-M to a perfect 3-0 record in the John Thompson Challenge (Nov. 10-12) at Crisler Arena, Dion Harris earned the Challenge's Most Valuable Player award. Through the three games, he averaged 15.7 points, 2.3 rebounds, 4.3 assists and 2.0 steals per game. Teammates Courtney Sims and Ron Coleman were also honored being named to the All-Challenge Team.
- After playing against UW-Milwaukee (Nov. 15), Dion Harris became the 50th Wolverine in U-M history to play in 100 career games. Harris, who has played in 109 career games, is the second Wolverine to do so this season, after Courtney Sims played in his 100th contest against Davidson (Nov. 11).
- Dion Harris has played in 109 career games, with 77 starts. After starting just 11 games as a freshman, Harris received the starting nod in 30 games as a sophomore and 23 as a junior. In fact, Harris has started all 13 games this season and started 74 of the last 83 games for the Maize and Blue.
- Dion Harris saw his consecutive game streak come to an end at 86 as he missed the road game at Purdue (Feb. 11, 2006) and the home contest against Minnesota (Feb. 15, 2006) due to an ankle injury. Up until that point, he had not missed a single game in his career. Overall, he has played in 109 career games for the Wolverines.
- With 23 points at Penn State (Feb. 1, 2006), Dion Harris became the 40th Wolverine to score 1,000 career points, reaching the mark on a three-pointer with the shot clock running down in the first half. He now is 24th all-time with 1,296 career points.
- Dion Harris is second on the Wolverines in scoring this season with 12.8 points per game. He has three games scoring 20-or-more points with a season-best 24 at N.C. State (Nov. 27). Overall this season, he has scored in double figures in eight of 13 games.
- For his career Dion Harris is averaging 11.9 points a game and has scored in double figures in 70-of-109 career games, with 14 games scoring 20 or more points.
- Dion Harris had a career-best 25 points against Iowa

(March 5) after going 9-for-25 from the field, which included a career-best six three-point field goals. He has 14 total career games with 20 or more points in a game.

- Dion Harris has played 30-or-more minutes in 70-of-109 career games and has played 40-or-more minutes seven times in his career, including a career-high 44 against Arizona (Nov. 24, 2004) in the Preseason NIT semifinal. He is averaging 31.6 minutes per game in his career.
- With his 3,448 career minutes played, Dion Harris needs just 52 more minutes on the hardwood to become the 11th member of U-M's 3,500 minute club.
- With 222 of his 439 career field goals coming from beyond the arc, Dion Harris has produced 50.5 percent of his offense from long range.
- With his 14 three-point field goal attempts at N.C. State (Nov. 27), Dion Harris tied the Michigan record for most attempts in a single game. He finished the game 4-for-14 and closed with 24 points. He is the fifth player, twice in his career, to attempt 14 three-pointers in a game.
- Dion Harris is third all-time in three-point field goals made with 222, which puts him 11 away from the No. 2 spot held by Daniel Horton (233). He is also third all-time with 630 three-point field goal attempts, which puts him 21 away from the No. 2 spot also held by Horton (651).
- Dion Harris recorded a career-best seven triples at Penn State (Feb. 1), hitting 7-of-11 from three-point range. Harris surpassed his previous best of six three-point baskets he had on two different occasions, both coming against Iowa (March 5, 2005 and March 12, 2004). He had drained five or more three-pointers in a game seven times.
- Dion Harris became the 11th Wolverine in history to record 300 assists in a career after he posted eight assists against UMBC (Nov. 25). For his career he has 334 assists for a 3.1 per game average.
- Dion Harris recorded his first career double-double with 14 points and a career-best 10 assists against

Wofford (Dec. 2). It is the first point-assist double-double for a Wolverine since Daniel Horton had 15 points and 10 assists against Ohio State (Feb. 9, 2006). He is now the ninth U-M player in history to record a point-assist double-double.

- Dion Harris recorded a career-best 10 assists against Wofford. That total topped his previous best of eight, which he had earlier this season against UMBC (Nov. 25) and against UNC Asheville (Dec. 31, 2004). The last time a Wolverine player had 10 or more assists in a game was last season when Daniel Horton had 12 at Penn State (Feb. 1, 2006). He is the 16th player in U-M history to post a 10-or-more assists in a game.
- For his senior season Dion Harris is averaging a career-best 4.8 per game. Through 13 games he has a team-best 63 total assists. He has eight games with five-or-more assists in a game and one with 10-or-more in a game.
- Dion Harris currently has 334 assists and is averaging 3.1 assists per game in his career. As a sophomore, Harris recorded his first season with 100-plus assists, finishing with 109. He is already more than halfway to that mark through 13 games as he leads the Wolverines with 63 total assists.
- With two steals against Davidson (Nov. 11), Dion Harris reached 100 in his career. Currently, he has 114 career steals, putting him three three away from cracking into Michigan's all-time top 10 (117, Jalen Rose).

### DION HARRIS' CAREER STATISTICS

Year	G	S	Min	Avg	FG	FGA	FG%	3FG	3FGA	3FG%	FT	FTA	FT%	Off	Def	Reb	Avg	Foul	DQ	Ast	Avg	TO	Avg	Blk	Avg	Stl	Avg	Pts	Avg
2003-04	34	11	956	28.1	112	285	.393	58	170	.341	61	79	.772	20	54	74	2.2	71	0	76	2.2	66	1.9	3	0.1	34	1.0	343	10.1
2004-05	31	30	1131	36.5	152	416	.365	69	207	.333	71	94	.755	13	73	86	2.8	64	1	109	3.5	90	2.9	5	0.2	34	1.1	444	14.3
2005-06	31	23	966	31.2	121	300	.403	69	177	.390	32	39	.821	27	63	90	2.9	61	1	86	2.8	49	1.6	3	0.1	29	0.9	343	11.1
2006-07	13	13	395	30.4	54	137	.394	26	76	.342	32	41	.780	5	27	32	2.5	24	0	63	4.8	34	2.6	2	0.2	17	1.3	166	12.8
<b>Career</b>	<b>109</b>	<b>77</b>	<b>3448</b>	<b>31.6</b>	<b>439</b>	<b>1138</b>	<b>.386</b>	<b>222</b>	<b>630</b>	<b>.352</b>	<b>196</b>	<b>253</b>	<b>.775</b>	<b>65</b>	<b>217</b>	<b>282</b>	<b>2.6</b>	<b>220</b>	<b>2</b>	<b>334</b>	<b>3.1</b>	<b>239</b>	<b>2.2</b>	<b>13</b>	<b>0.1</b>	<b>114</b>	<b>1.0</b>	<b>1296</b>	<b>11.9</b>

### DION HARRIS' BIG TEN CONFERENCE STATISTICS

Year	G	S	Min	Avg	FG	FGA	FG%	3FG	3FGA	3FG%	FT	FTA	FT%	Off	Def	Reb	Avg	Foul	DQ	Ast	Avg	TO	Avg	Blk	Avg	Stl	Avg	Pts	Avg
2003-04	16	2	419	26.2	43	134	.321	23	78	.295	25	34	.735	8	22	30	1.9	36	0	35	2.2	27	1.7	1	0.1	12	0.8	134	8.4
2004-05	16	15	575	35.9	82	214	.383	40	110	.364	29	42	.690	5	35	40	2.5	29	1	54	3.4	54	3.4	1	0.1	18	1.1	233	14.6
2005-06	14	2	450	32.1	54	138	.391	31	82	.378	18	23	.783	16	25	41	2.9	37	1	33	2.4	20	1.4	2	0.1	10	0.7	157	11.2
2006-07	0	0	0	0.0	0	0	.000	0	0	.000	0	0	.000	0	0	0	0.0	0	0	0	0.0	0	0.0	0	0.0	0	0.0	0	0.0
<b>Big Ten</b>	<b>46</b>	<b>19</b>	<b>1444</b>	<b>31.4</b>	<b>179</b>	<b>486</b>	<b>.368</b>	<b>94</b>	<b>270</b>	<b>.348</b>	<b>72</b>	<b>99</b>	<b>.727</b>	<b>29</b>	<b>82</b>	<b>111</b>	<b>2.4</b>	<b>102</b>	<b>2</b>	<b>122</b>	<b>2.7</b>	<b>101</b>	<b>2.2</b>	<b>4</b>	<b>0.1</b>	<b>40</b>	<b>0.9</b>	<b>524</b>	<b>11.4</b>



## DION HARRIS' CAREER HIGHLIGHTS

- 109 career games
  - Became 50th Wolverine to play in 100 career games
    - Played in 100th game against UW-Milwaukee (Nov. 15, 2006)
  - Started 77 of 109 career games
  - To start of his career played in 86 consecutive games
    - Streak snapped at Purdue (Feb. 11, 2006) due to right ankle sprain
  - Started 29 of 46 career Big Ten games
- 1,296 career points, No. 24 all-time
  - 1200th career points against Harvard (Nov. 12, 2006)
  - 1100th career point against Notre Dame (March 20, 2006)
  - 1000th career point at Penn State (Feb. 1, 2006)
    - Scored 1,000 point on a three-pointer with shot clock running out
  - 900th career point against Chicago State (Dec. 31, 2005)
  - 800th career point against Central Michigan (Nov. 18, 2005)
  - 700th career point against Indiana (Feb. 20, 2005)
  - 600th career point against Wisconsin (Jan. 22, 2005)
  - 500th career point against Delaware State (Dec. 29, 2004)
  - 400th career point vs. Arizona (Nov. 24, 2004)
  - 300th career point against Oklahoma (March 22, 2004)
  - 200th career point at Iowa (Feb. 14, 2004)
  - 100th career point at Fairfield (Jan. 3, 2004)
- Averaging 11.9 points per game for career
  - Scored in double figures in 70 of 109 career games
  - 14 career games with 20 or more points
  - Had a career-high 25 points against Iowa (March 5, 2005)
- 38.6 percent from the field for career
  - Had a career-high 10 field goals against Penn State (Feb. 23, 2005)
  - Had a career-high 25 field goal attempts against Iowa (March 5, 2005)
- 35.2 percent on three-point field goals for career
  - 222 career three-point field goals, No. 3 all-time
    - Third member of U-M's 200 three-point field goal club
  - 630 career three-point field goal attempts, No. 3 all-time
    - Third member of U-M's 500 three-point field goal attempt club
  - Had a career-high seven three-point field goals at Penn State (Feb. 1, 2006)
  - Had a career-high 14 three-point field goal attempts vs. Iowa (March 5, 2005)
- 77.5 percent on free throws for career
  - Had a career-high 11 free throws against Davidson (Nov. 11, 2006)
  - Had a career-high 12 free throw attempts against Davidson (Nov. 11, 2006)
- 282 career rebounds
  - 250th career rebound vs. South Carolina (March 30, 2006)
  - 200th career rebound at Indiana (Jan. 3, 2006)
  - 150th career rebound against Indiana (Feb. 20, 2005)
  - 100th career rebound against Boston University (Dec. 14, 2004)
  - Had a career-high seven rebounds, two times
- 334 career assists
  - 300th career assist against UMBC (Nov. 25, 2006)
  - 250th career assist against Indiana (March 4, 2006)
  - 200th career assist at Notre Dame (Dec. 3, 2005)
  - 150th career assist at Purdue (Jan. 30, 2005)
  - 100th career assist against High Point (Dec. 7, 2004)
  - 50th career assist against Wisconsin (Feb. 22, 2004)
  - Had a career-high 10 assists against Wofford (Dec. 2, 2006)
    - 16th U-M player in history to record 10-or-more assists in a game
- One career double-double
  - 14 points, 10 assists against Wofford (Dec. 2, 2006)
    - ninth U-M player in history to record point-assist double-double
- 13 career blocks
  - Had a career-high one block, 13 times
- 114 career steals
  - 100th career steal against Davidson (Nov. 11, 2006)
  - 50th career steal Delaware State (Dec. 29, 2004)
  - Had a career-high five steals vs. Colorado (Nov. 17, 2004)
- 31.6 minutes per game for career
  - Played 30 or more minutes in 70 career games
  - Played 40 or more minutes in seven career games
  - Had a career-high 44 minutes against Arizona (Nov. 24, 2004)

## DION HARRIS' CAREER HONORS AND AWARDS

- 2006 John Thompson Challenge Most Valuable Player
- 2004 National Invitation Tournament (NIT) Championship team member
- 2004 National Invitation Tournament (NIT) All-Tournament team
- 2004 Preseason NIT All-Tournament Team
- 2004-05 All-Big Ten, honorable mention
- 2003-04 Big Ten All-Freshman Team
- U-M's 2005 Bill Buntin Most Valuable Player Award
- U-M's 2005 Wayman Britt Outstanding Defensive Player Award
- U-M's 2005 Gary Grant Award for Most Assists
- U-M's 2005 Iron Man Award
- CBS Player of the Game
  - Indiana (Feb. 12, 2005)
- ESPN Player of the Game, four-time
  - Notre Dame (March 20, 2006)
  - Michigan State (Feb. 12, 2005)
  - Illinois (Feb. 8, 2005)
    - vs. Colorado, Preseason NIT (Nov. 17, 2004)
    - vs. Iowa, Big Ten Tournament (March 12, 2004)
- ESPN2 Player of the Game, three-time
  - vs. Minnesota, Big Ten Tournament first round (March 9, 2006)
  - vs. Arizona, Preseason NIT (Nov. 24, 2004)
  - vs. Oklahoma, Postseason NIT (March 22, 2004)
- ESPNU Player of the Game, one-time
  - at Miami (Ohio) (Dec. 7, 2006)
- ESPN-Plus Player of the Game, seven-time
  - at Penn State (Feb. 1, 2006)
  - Wisconsin (Jan. 28, 2006)
  - Northwestern (Jan. 18, 2006)
  - Iowa (March 5, 2005)
  - Penn State (Feb. 23, 2005)
  - at Wisconsin (Feb. 16, 2005)
  - South Florida (Dec. 11, 2004)

## DION HARRIS' CAREER BESTS

### POINTS

25	Iowa	3-5-05
24	at N.C. State	11-27-06
24	Penn State	2-23-05
24	vs. Colorado	11-17-04
23		four times

### REBOUNDS

7	Indiana	2-20-05
7	Illinois	2-8-05
6		four times
5		six times

### FIELD GOALS

10	Penn State	2-23-05
9	Iowa	3-5-05

### OFFENSIVE REBOUNDS

3	Notre Dame	12-3-05
3	Penn State	2-1-06
3	Iowa	2-4-06

### FIELD GOAL ATTEMPTS

25	Iowa	3-5-05
22	vs. Arizona	11-24-04

### DEFENSIVE REBOUNDS

7	Indiana	2-20-05
5		four times

### 3-POINT FIELD GOALS

7	at Penn State	2-1-06
6	Iowa	3-5-05
6	vs. Iowa	3-12-04
5		four times

### ASSISTS

10	Wofford	12-2-06
8	UMBC	11-25-06
8	UNC Asheville	12-31-04
7	Youngstown State	11-22-06
6		seven times
5		nine times

### 3-POINT FIELD GOAL ATTEMPTS

14	at N.C. State	11-27-06
14	Iowa	3-5-05
11		two times
10		two times

### TURNOVERS

6	Indiana	1-19-05
6	Michigan State	1-27-05
6	Iowa	3-5-05

### FREE THROWS

11	Davidson	11-11-06
8	vs. Oklahoma	3-22-04
7		three times

### BLOCKS

1		13 times
---	--	----------

### FREE THROW ATTEMPTS


12	Davidson	11-11-06
10	South Florida	12-11-04
10	vs. Oklahoma	3-22-04

### STEALS

5	vs. Colorado	11-17-04
4	UW-Milwaukee	11-15-06
3		nine times
2		16 times

### MINUTES

44	vs. Arizona	11-24-04
43	Notre Dame	3-20-06
42	Iowa	3-5-05
40		four times



# BRENT PETWAY

- Senior-Senior • Forward • 6-8 • 210
- McDonough, Ga. • Griffin High School
- College of Literature, Science and the Arts
- General Studies major
- Born May 12, 1985 in Warner Robins, Ga.
- Name Pronunciation:  
     first: common  
     last: common

## BRENT PETWAY NOTABLES

- Brent Petway has played in 97 career games for the Wolverines. He needs to play in three more games to become the 51st Wolverine in history to reach the century mark for career games. If Petway reaches the 100 career game mark, he will become the third Wolverine to reach the total this season after Courtney Sims (Davidson, Nov. 11) and Dion Harris (UW-Milwaukee, Nov. 15) achieved the mark earlier this season.
- Known as a high-energy player and the Wolverines vocal leader, Brent Petway has become known as the Wolverines true "sixth-man." However, in his senior season, he has started all 13 games of the season. That total already passes his career total in his first three years combined. Before his final season, Petway started a combined five times - all in his sophomore season.
- Brent Petway's high-energy, acrobatic dunks are always a crowd pleaser and are usually displayed during the Wolverines pregame warm-ups. He also ends every pregame warm-up with his pregame ritual of running off the court, and trying to touch as high as he can on the backboard before heading into the lockerroom.
- In addition to his repertoire of acrobatic dunks, Brent Petway continues to improve his overall game as he has developed a 15-foot outside shot in addition to a soft hook shot around the rim.
- Brent Petway is 236-for-389 for his career from the field for a 60.67 percentage mark which moves him into the No. 3 spot all-time. Of Petway's 236 career field goals, 120 of them have come via the dunk, for 50.8 percent of his offensive production coming above the rim.
- Brent Petway reached the coveted 500 career point mark with 13 points against Youngstown State (Nov. 22). He now has 561 career points. As a senior he has averaged a career-best 8.1 points per game.
- Brent Petway has scored in double figures in five games this season. Prior to this season he had 14 total in three years.
- Brent Petway has scored in double-figures in five

- games this season. He had a season-best 14 points against UMBC (Nov. 25). His other four double-digit performances include: 10 points against Eastern Michigan (Nov. 12); 13 against UW-Milwaukee (Nov. 15); 13 against Youngstown State (Nov. 17) and 12 against Delaware State (Dec. 9). He is currently averaging a career-best 8.1 points per game.
- After scoring 13 points against Youngstown State (Nov. 22) and following with 14 against UMBC (Nov. 15), it marked the fifth time in Brent Petway's career he has tallied back-to-back double digit scoring performances. He has never had a three-game stretch with double figure scoring.
- With 10 rebounds against Youngstown State (Nov. 22), Brent Petway reached and surpassed the 400-rebound mark for his career. Petway currently holds 449 career boards and needs 51 to reach the coveted 500 career mark and become the 37th Wolverine to join the exclusive club.
- With 561 career points and his 449 career rebounds Brent Petway is 51 rebounds away from becoming the 37th member of the 500-rebound club and the 500/500 point-rebound club. So far this season, he is averaging a career-best 7.6 rebounds per game.
- Through 13 games, Brent Petway is averaging a career-best and team-leading 7.6 rebounds per game as he already has 99 on the season - 39 offensive and 60 defensive. He has not averaged above 5.4 rebounds per game in his career in a given season.
- Brent Petway finished the game Davidson (Nov. 11) with a career-best 13 rebounds. He topped his previous best of 11 which he had at Ohio State (Feb. 5, 2006) and against Boston University (Dec. 14, 2004).
- Brent Petway has four games this season grabbing double-digits in rebounding. Three of those performances have yielded point-rebound double-double performances. Prior to this season, he had four double-digit rebounding performances in three total seasons.
- Brent Petway has recorded three two double-doubles this season. The list includes: 12 points, 10 rebounds

## BRENT PETWAY'S 2006-07 SEASON HIGHS

Points:	14	UMBC (11/25/06)
Field Goals:	6	Youngstown State (11/22/06)
Field Goal Attempts:	8	three times
Three-Point Field Goals:	--	--
Three-Point Field Goal Attempts:	--	--
Free Throw:	5	UW-Milwaukee (11/15/06)
Free Throw Attempts:	6	two times
Offensive Rebounds:	5	four times
Defensive Rebounds:	8	Davidson (11/11/06)
Rebounds:	13	Davidson (11/11/06)
Assists:	3	four times
Turnovers	4	two times
Blocks:	5	at N.C. State (11/27/06)
Steals:	2	Miami (Ohio) (12/7/06)
Minutes:	36	Davidson (11/11/06)

- against Delaware State (Dec. 9); 13 points, 10 rebounds against Youngstown State (Nov. 22) and 13 points, 11 rebound against UW-Milwaukee (Nov. 15). He now has six total in his career. All of his double-doubles have been by points and rebounds.
- Brent Petway posted a season-best five blocks at N.C. State (Nov. 27). He is tied for the team lead with 24 total blocks. In total, he has five games with three-or-more blocks.
- With his four blocks against Harvard (Nov. 17), Brent Petway became the eighth Wolverine to collect 100 career blocks. In fact, he is currently No. 7 all-time with 118 total blocks. For his career he has recorded at least one block in 56 career games including 28 multi-block games.
- Four times this season, Brent Petway has tied a career-best with three assists in a game. In all, he has three assists eight times in his career. As a senior he is averaging a career-best 1.7 assists per game. His previous best was an 0.9 average as a sophomore.
- Brent Petway had a season-best two steals at Miami (Ohio) (Dec. 7). For the season he has nabbed five total steals and has 46 total in his career.
- Prior to coming to Michigan and with his near 42-inch vertical leap, Brent Petway earned the nickname "Throw It Up" for his highlight reel dunks. Michigan's student section now calls Petway "Air Georgia" after thrilling the Crisler Arena crowd with his aerial shows.
- Brent Petway is one of three lefthanded shots on the Wolverine squad. He joins Lester Abram and Jerret Smith as the only southpaws on the Maize and Blue squad.

## BRENT PETWAY'S CAREER STATISTICS

Year	G	S	Min	Avg	FG	FGA	FG%	3FG	3FGA	3FG%	FT	FTA	FT%	Off	Def	Reb	Avg	Foul	DQ	Ast	Avg	TO	Avg	Blk	Avg	Stl	Avg	Pts	Avg
2003-04	33	0	446	13.5	55	83	.663	0	0	.000	18	32	.563	37	75	112	3.4	35	0	7	0.2	17	0.5	28	0.8	7	0.2	128	3.9
2004-05	29	5	620	21.4	87	152	.572	1	5	.200	31	47	.660	59	99	158	5.4	74	4	26	0.9	35	1.2	47	1.6	26	0.9	206	7.1
2005-06	22	0	354	16.1	51	86	.593	0	1	.000	20	35	.571	27	53	80	3.6	42	0	9	0.4	8	0.4	19	0.9	8	0.4	122	5.5
2006-07	13	13	323	24.8	43	68	.632	0	0	.000	19	27	.704	39	60	99	7.6	30	1	22	1.7	22	1.7	24	1.8	5	0.4	105	8.1
<b>Career</b>	<b>97</b>	<b>18</b>	<b>1743</b>	<b>18.0</b>	<b>236</b>	<b>389</b>	<b>.607</b>	<b>1</b>	<b>6</b>	<b>.167</b>	<b>88</b>	<b>141</b>	<b>.624</b>	<b>162</b>	<b>287</b>	<b>449</b>	<b>4.6</b>	<b>181</b>	<b>5</b>	<b>64</b>	<b>0.7</b>	<b>82</b>	<b>0.8</b>	<b>118</b>	<b>1.2</b>	<b>46</b>	<b>0.5</b>	<b>561</b>	<b>5.8</b>

## BRENT PETWAY'S BIG TEN CONFERENCE STATISTICS

Year	G	S	Min	Avg	FG	FGA	FG%	3FG	3FGA	3FG%	FT	FTA	FT%	Off	Def	Reb	Avg	Foul	DQ	Ast	Avg	TO	Avg	Blk	Avg	Stl	Avg	Pts	Avg
2003-04	15	0	213	14.2	29	41	.707	0	0	.000	12	18	.667	21	34	55	3.7	14	0	2	0.1	4	0.3	14	0.9	4	0.3	70	4.7
2004-05	14	1	275	19.6	40	75	.533	1	4	.250	19	23	.826	29	36	65	4.6	33	1	8	0.6	16	1.1	20	1.4	12	0.9	100	7.1
2005-06	16	0	260	16.3	34	60	.567	0	1	.000	15	25	.600	20	37	57	3.6	29	0	7	0.4	6	0.4	15	0.9	8	0.5	83	5.2
2006-07	0	0	0	0.0	0	0	.000	0	0	.000	0	0	.000	0	0	0	0.0	0	0	0	0.0	0	0.0	0	0.0	0	0.0	0	0.0
<b>Big Ten</b>	<b>45</b>	<b>1</b>	<b>748</b>	<b>16.6</b>	<b>103</b>	<b>176</b>	<b>.585</b>	<b>1</b>	<b>5</b>	<b>.200</b>	<b>46</b>	<b>66</b>	<b>.697</b>	<b>70</b>	<b>107</b>	<b>177</b>	<b>3.9</b>	<b>76</b>	<b>1</b>	<b>17</b>	<b>0.4</b>	<b>26</b>	<b>0.6</b>	<b>49</b>	<b>1.1</b>	<b>24</b>	<b>0.5</b>	<b>253</b>	<b>5.6</b>

**BRENT PETWAY'S CAREER HIGHLIGHTS**

- 97 career games
  - Started 18 career games
    - Started all 13 games as a senior
    - Started five games as a sophomore
  - Started one Big Ten game
- 561 career points
  - 500th career point against Youngstown State (Nov. 22, 2006)
  - 400th career point at Michigan State (Feb. 18, 2006)
  - 300th career point against Penn State (Feb. 23, 2005)
  - 200th career point against Boston University (Dec. 14, 2004)
  - 100th career point vs. Iowa (March 12, 2004)
  - Had a career-high 16 points against Iowa (March 5, 2005)
- 60.69 percent from the field for career, No. 3 all-time
  - 120 of 236 career field goals have come on dunks
    - 50.8 percent of career offense has come via the dunk
  - Had a career-high six field goals, six times
  - Had a career-high 12 field goal attempts against Iowa (March 5, 2005)
- 16.7 percent on three-point field goals for career (1-for-6)
  - Had a career-high one 3-point field goal against MSU (Feb. 12, 2005)
  - Had a career-high two 3-point field goal attempts against MSU (Feb. 12, 2005)
- 62.4 percent on free throws for career
  - Had a career-high five free throws against UW-Milwaukee (Nov. 15, 2006)
  - Had a career-high six free throw attempts, three times
- 449 career rebounds
  - 400th career rebound against Youngstown State (Nov. 22, 2006)
  - 300th career rebound against Minnesota (Feb. 15, 2006)
  - 250th career rebound at Northwestern (Feb. 26, 2005)
  - 200th career rebound against Fairfield (Jan. 8, 2005)
  - 150th career rebound at Georgia Tech (Nov. 30, 2004)
  - 100th career rebound vs. Hawaii (March 24, 2004), NIT quarterfinal
- Six career double-doubles
  - 12 points, 10 rebounds against Delaware State (Dec. 9, 2006)
  - 13 points, 10 rebounds against Youngstown State (Nov. 22, 2006)
  - 13 points, 11 rebounds against UW-Milwaukee (Nov. 15, 2006)
  - 16 points, 10 rebounds against Iowa (March 5, 2005)
  - 10 points, 10 rebounds against Wisconsin (Jan. 22, 2005)
  - 13 points, 11 rebounds against Boston University (Dec. 14, 2004)
  - Had a career-high 13 rebounds against Davidson (Nov. 11, 2006)
- 64 career assists
  - Had a career-high three assists, eight times
- 118 career blocks, No. 7 all-time
  - 100th career block against Harvard (Nov. 17, 2006)
  - 50th career block against Delaware State (Dec. 29, 2004)
  - Has at least one block in 56 of 97 career games
  - Has 28 multi block games
  - Had a career-high seven blocks against Sacramento State (Nov. 19, 2004)
- 46 career steals
  - Had a career-high three steals, three times
- 18.0 minutes per game for career
  - Had a career-high 36 minutes, two times

**BRENT PETWAY'S CAREER HONORS AND AWARDS**

- 2004 NIT Championship team member
- U-M's 2004 and 2005 Rudy Tomjanovich Most Improved Player Award
- U-M's 2005 Loy Vaught Rebounding Award
- ESPN-Plus Player of the Game
  - at Northwestern (Feb. 26, 2005)
  - Wisconsin (Jan. 22, 2005)
  - at Indiana (Jan. 19, 2005)
- Six-time ESPN Top 10 Play of the Day
  - No. 3, against Old Dominion (March 28, 2006)
    - alley-oop dunk from Jerret Smith
  - No. 2, against Northwestern (Jan. 18, 2006)
    - alley-oop one-handed dunk from Daniel Horton
  - No. 5, against Minnesota (Feb. 2, 2005)
    - acrobatic dunk during pregame warm-up
  - No. 6, against Wisconsin (Jan. 22, 2005)
    - dunk on an inbounds play
  - No. 8, against Michigan State (Feb. 12, 2005)
    - off backboard, through legs, one-handed dunk during warm-ups
  - No. 2, against UCLA (Dec. 27, 2003)
    - alley-oop dunk from Daniel Horton
- Named Big Ten's Best Dunker by Sports Illustrated player survey (March 6, 2006)

**BRENT PETWAY'S CAREER BESTS**

**POINTS**

16	Iowa	3-5-05
14	UMBC	11-25-06
14	at Iowa	1-5-05
13	three times	

**FIELD GOALS**

6	Youngstown State	11-22-06
6	South Carolina	3-30-06
6	Iowa	3-5-05
6	at Iowa	1-5-05
6	at Georgia Tech	11-30-04
6	High Point	11-26-03
5	five times	

**FIELD GOAL ATTEMPTS**

12	Iowa	3-5-05
11	South Carolina	3-30-06
10	at Michigan State	2-18-06

**3-POINT FIELD GOALS**

1	Michigan State	2-12-05
---	----------------	---------

**3-POINT FIELD GOAL ATTEMPTS**

2	Michigan State	2-12-05
1	four times	

**FREE THROWS**

5	UW-Milwaukee	11-15-06
4	seven times	
3	four times	

**FREE THROW ATTEMPTS**

6	three times	
5	two times	
4	seven times	

**REBOUNDS**

13	Davidson	11-11-06
11	UW-Milwaukee	11-15-06
11	at Ohio State	2-25-06
11	Boston University	12-14-04
10	four times	

**OFFENSIVE REBOUNDS**

7	Ohio State	2-29-04
6	Iowa	3-5-06
5	four times	
4	five times	

**DEFENSIVE REBOUNDS**

8	Davidson	11-11-06
8	Ohio State	2-25-06
7	UW-Milwaukee	11-15-06
7	Wisconsin	1-22-05
6	four times	

**ASSISTS**

3	eight times	
2	seven times	

**TURNOVERS**

5	Minnesota	2-2-05
4	two times	

**BLOCKS**


7	Sacramento State	11-19-04
6	at Northwestern	2-26-05
5	at N.C. State	11-27-06
5	Wisconsin	1-22-05

**STEALS**

3	at Northwestern	2-26-05
3	at Ohio State	2-5-05
3	Boston University	12-14-04
2	seven times	

**MINUTES**

36	Davidson	11-11-06
36	Fairfield	1-8-05
32	UMBC	11-25-06



# COURTNEY SIMS

- Senior-Senior • Center • 6-11 • 245
- Boston, Mass. • Noble & Greenough School
- College of Literature, Science and the Arts
- General Studies major
- Born October 21, 1983 in Boston, Mass.
- Name Pronunciation:  
 first: common  
 last: common

## COURTNEY SIMS NOTABLES

- Courtney Sims was named Co-Big Ten Player of the Week for the week ending Nov. 19. He averaged 19.0 points, 8.0 rebounds, 2.0 blocks and 1.5 steals in wins over UW-Milwaukee (66-59, Nov. 15) and Harvard (82-50, Nov. 17). Also during the week, he shot 78.9 percent from the field (15-for-19), while becoming the 41st Wolverine to reach 1,000 points against Harvard and recording his 10th career double-double against UW-Milwaukee.
- For his overall efforts in the John Thompson Challenge (Nov. 10-12) at Crisler Arena, Courtney Sims was selected to the All-Challenge Team, along with teammate Ron Coleman. Sims averaged 15.0 points and 5.3 rebounds per game while shooting 69.6 percent from the field.
- Courtney Sims became the 49th Wolverine to play in 100 career games against Davidson (Nov. 11). In fact, Sims has played 111 consecutive games in his Wolverine career.
- Courtney Sims is currently the second Wolverine with a consecutive game streak. In addition to his 111 straight games, teammate Ron Coleman has played in 77 straight games for the Maize and Blue.
- Courtney Sims has started 95 career games and needs five more to become the 16th Wolverine to have 100 career starts. Sims has started all 13 games this season.
- With a free throw in the first minute against Harvard (19:12), Courtney Sims became the 41st Wolverine to reach 1,000 career points. Overall he is 33rd all-time with 1,128 career points.
- Courtney Sims has led Michigan in scoring in 10 games this season. He posted three games with 20-or-more points this season with a season-best 26 points against UW-Milwaukee (Nov. 15) and leads the Wolverines with 15.4 points per game.
- For his career, Courtney Sims has scored in double digits in 55 career games and is averaging 10.2 points per game for his career. He has had nine career games with 20 or more points in a game.
- Courtney Sims tallied a career-high 33 points on a career-best 13 field goals on a career-best 17 field goal attempts against Delaware State (Dec. 7, 2005). Sims also tallied 13 rebounds to help give him his sixth-career double-double. The last time a Wolverine had 30-or-more points was when Daniel Horton had a career-best 31 points at Purdue (Feb.

19, 2003).

- For his career Courtney Sims is shooting 60.29 percent, which currently puts him No. 4 all-time. In 2005-06, Courtney Sims led the Big Ten Conference in field goal shooting as he shot 63.3 percent (143-for-226) on the season. So far in his senior season, Sims has been shooting 65.8 percent (79-for-120), which again leads the Big Ten.
- With his career-best-tying 17 field goal attempts against Northern Illinois, (Dec. 16) Courtney Sims also recorded a season-best output. Earlier this season he had 13 attempts against UW-Milwaukee (Nov. 15).
- With his season-best 13 rebounds against Northern Illinois (Dec. 16), Courtney Sims posted his third game with double-digit boards in a game. All three outputs have led to double-doubles. He now has 13 career games with 10-or-more rebounds in a game. He is averaging a career-best 7.2 rebounds this season.
- Courtney Sims has 603 career rebounds which ranks him 23rd all-time in U-M history. He needs 97 more to become the 14th Wolverines to record 700-or-more rebounds in a career. He has averaged 170 rebounds per season in his career. He has 93 as a senior so far.
- Courtney Sims has 603 career rebounds and has steadily improved his glasswork in each of his seasons – averaging 4.7 in 2003-04, 5.2 in 2004-05, and 5.7 in 2005-06. In 2006-07, he has averaged 7.3 per game.
- Courtney Sims had a career-best 16 rebounds against Ohio State (Feb. 9, 2006). He set a career high with seven offensive rebounds at South Florida (Dec. 10, 2005). He had a career-high 11 defensive rebounds against Purdue (Feb. 7, 2004).
- Courtney Sims has 1,128 career points and 603 career rebounds, helping him become the 35th member of the 500-point/500-rebound club. He also is the 25th member of the 1,000 point, 500 rebound club at U-M.
- With his 21 points and season-best 13 rebounds, Courtney Sims recorded his third double-double of the season. It marked the 12th overall in his career. Sims is now tied with Brent Petway for the team lead with three double-doubles on the season.
- Courtney Sims has posted 12 career double-doubles in

## COURTNEY SIMS' 2006-07 SEASON HIGHS

Points:	26	UW-Milwaukee (11/15/06)
Field Goals:	10	UW-Milwaukee (11/15/06)
Field Goal Attempts:	17	Northern Illinois (12/16/06)
Three-Point Field Goals:	--	--
Three-Point Field Goal Attempts:	--	--
Free Throw:	7	Davidson (11/11/06)
Free Throw Attempts:	9	two times
Offensive Rebounds:	5	two times
Defensive Rebounds:	8	two times
Rebounds:	13	Northern Illinois (12/16/06)
Assists:	2	Northern Illinois (12/16/06)
Turnovers:	6	Harvard (11/17/06)
Blocks:	5	at UCLA (12/23/06)
Steals:	2	two times
Minutes:	33	UW-Milwaukee (11/15/06)

his career. All 12 have come via points and rebounds. The breakdown for his double-doubles are: two as a freshman (2003-04), three as a sophomore (2004-05), four as a junior (2005-06) and three as a senior (2006-07).

• With four blocks against UMBC (Nov. 25), Courtney Sims moved into second place on Michigan's all-time blocks list. He currently has 189 blocks in his four-year career. Sims has led the Wolverines in blocked shots in each of his previous three seasons. Roy Tarpley holds U-M's all-time mark with 251 blocks.

• Courtney Sims has recorded at least one block in 86-of-111 career games including 57 multi-block performances. Sims set a career-high with eight blocks against Chicago State (Dec. 31).

• With 189 career blocks, Courtney Sims needs just 11 more to become the second Wolverine in history to have 200 in their career. Roy Tarpley is the only Wolverine to do it with his school record 251 blocks.

• Courtney Sims has led Michigan in blocked shots in each of his three seasons. As a freshman he led the Big Ten with 68, posted 52 as a sophomore and had 47 as a junior. In his final season he is third overall with 22 blocks, just two back of Wolverine leaders - Brent Petway (24) and Ekpe Udoh (24).

• Courtney Sims' eight blocked shots against Chicago State (Dec. 31) were the most by a Wolverine since Eric Riley tallied the same number vs. Illinois on Feb. 28, 1991. In addition, Sims tied Eric Riley for third on Michigan's single-game blocked-shot list with eight swats against the Cougars. Roy Tarpley is U-M's all-time leader on the list with 10 total blocks against Florida Southern on Dec. 7, 1985.

## COURTNEY SIMS' CAREER STATISTICS

Year	G	S	Min	Avg	FG	FGA	FG%	3FG	3FGA	3FG%	FT	FTA	FT%	Off	Def	Reb	Avg	Foul	DQ	Ast	Avg	TO	Avg	Blk	Avg	Stl	Avg	Pts	Avg
2003-04	34	34	750	22.1	105	192	.547	1	8	.125	52	90	.578	63	98	161	4.7	72	0	18	0.5	51	1.5	68	2.0	12	0.4	263	7.7
2004-05	31	23	720	23.2	118	200	.590	1	5	.200	68	97	.701	60	100	160	5.2	66	0	16	0.5	57	1.8	52	1.7	10	0.3	305	9.8
2005-06	33	25	756	22.9	143	226	.633	0	0	.000	74	104	.712	64	125	189	5.7	78	2	25	0.8	78	2.4	47	1.4	9	0.3	360	10.9
2006-07	13	13	328	25.2	79	120	.658	0	0	.000	42	62	.677	30	63	93	7.2	33	0	6	0.5	34	2.6	22	1.7	8	0.6	200	15.4
<b>Career</b>	<b>111</b>	<b>95</b>	<b>2554</b>	<b>23.0</b>	<b>445</b>	<b>738</b>	<b>.603</b>	<b>2</b>	<b>13</b>	<b>.154</b>	<b>236</b>	<b>353</b>	<b>.669</b>	<b>217</b>	<b>386</b>	<b>603</b>	<b>5.4</b>	<b>249</b>	<b>2</b>	<b>65</b>	<b>0.6</b>	<b>220</b>	<b>2.0</b>	<b>189</b>	<b>1.7</b>	<b>39</b>	<b>0.4</b>	<b>1128</b>	<b>10.2</b>

## COURTNEY SIMS' BIG TEN CONFERENCE STATISTICS

Year	G	S	Min	Avg	FG	FGA	FG%	3FG	3FGA	3FG%	FT	FTA	FT%	Off	Def	Reb	Avg	Foul	DQ	Ast	Avg	TO	Avg	Blk	Avg	Stl	Avg	Pts	Avg
2003-04	16	16	375	23.4	57	100	.570	1	3	.333	27	43	.628	33	53	86	5.4	35	0	8	0.5	21	1.3	30	1.9	6	0.4	142	8.9
2004-05	16	10	353	22.1	51	89	.573	1	4	.250	28	41	.683	21	48	69	4.3	40	0	7	0.4	30	1.9	25	1.6	4	0.3	131	8.2
2005-06	16	13	345	21.6	53	94	.564	0	0	.000	36	47	.766	27	56	83	5.2	41	1	18	1.1	39	2.4	16	1.0	2	0.1	142	8.9
2006-07	0	0	0	0.0	0	0	.000	0	0	.000	0	0	.000	0	0	0	0.0	0	0	0	0.0	0	0.0	0	0.0	0	0.0	0	0.0
<b>Big Ten</b>	<b>48</b>	<b>39</b>	<b>1073</b>	<b>22.4</b>	<b>161</b>	<b>283</b>	<b>.569</b>	<b>2</b>	<b>7</b>	<b>.286</b>	<b>91</b>	<b>131</b>	<b>.695</b>	<b>81</b>	<b>157</b>	<b>238</b>	<b>5.0</b>	<b>116</b>	<b>1</b>	<b>33</b>	<b>0.7</b>	<b>90</b>	<b>1.9</b>	<b>71</b>	<b>1.5</b>	<b>12</b>	<b>0.3</b>	<b>415</b>	<b>8.6</b>

## COURTNEY SIMS' CAREER HIGHLIGHTS

- 111 career games
  - Has played in 111 consecutive games for the Wolverines
  - Became 49th Wolverine to play in 100 career games
    - Played in 100th game against Davidson (Nov. 11, 2006)
  - Started 95 of 111 career games
  - Started 39 of 48 career Big Ten games
- 1,128 career points, No. 33 all-time
  - 1,100th career point against Northern Illinois (Dec. 16, 2006)
  - 1,000th career point against Harvard (Nov. 12, 2006)
    - Scored 1,000th career point on a free throw in first half
  - 900th career point against UTEP (March 16, 2006)
  - 800th career point against Wisconsin (Jan. 28, 2006)
  - 700th career point against Miami (Ohio) (Dec. 22, 2005)
  - 600th career point against Butler (Nov. 26, 2005)
  - 500th career point against Illinois (Feb. 8, 2005)
  - 400th career point against UNC Asheville (Dec. 31, 2004)
  - 300th career point against Arizona (Nov. 24, 2004)
  - 200th career point against Ohio State (Feb. 29, 2004)
  - 100th career point against Iowa (Jan. 28, 2004)
- Averaging 10.2 points per game for career
  - Scored in double figures in 55 of 111 career games
  - Nine career games with 20 or more points
  - One career game with 30 or more points
  - Had a career-high 33 points against Delaware State (Dec. 7, 2005)
- 60.29 percent from the field for career, No. 4 all-time
  - Had career-high 13 field goals, two times
  - Had career-high 17 field goal attempts against Delaware State (Dec. 7, 2005)
- 15.4 percent on three-point field goals for career
  - Had a career-high one three-point field goal, two times
  - Had a career-high two three-point field goal attempts, N.C. State (Dec. 2, 2003)
- 66.9 percent on free throws for career
  - Had a career-high nine free throws vs. Northwestern (March 15, 2005)
  - Had a career-high 11 free throw attempts vs. Northwestern (March 15, 2005)
- 603 career rebounds, No. 23 all-time
  - 600th career rebound against Northern Illinois (Dec. 16, 2006)
  - 500th career rebound against Notre Dame (March 20, 2006)
    - 35th member of U-M's 500 rebound club
    - 35th member of U-M's 500-point/500-rebound club
  - 400th career rebound against Chicago State (Dec. 31, 2005)
  - 300th career rebound at Wisconsin (Feb. 16, 2005)
  - 200th career rebound vs. Providence (Nov. 26, 2004)
  - 100th career rebound against Michigan State (Feb. 24, 2004)
  - Had a career-high 15 rebounds against Purdue (Feb. 7, 2004)
- 12 career double-doubles (point-rebound)
  - 21 points, 13 rebounds against Northern Illinois (Dec. 16, 2006)
  - 18 points, 12 rebounds against UMBC (Nov. 25, 2006)
  - 26 points, 10 rebounds against UW-Milwaukee (Nov. 15, 2006)
  - 10 points, 10 rebounds at Ohio State (Feb. 25, 2006)
  - 26 points, 16 rebounds against Ohio State (Feb. 9, 2006)
  - 22 points, 13 rebounds against Chicago State (Dec. 31, 2005)
  - 33 points, 13 rebounds against Delaware State (Dec. 7, 2005)
  - 10 points, 13 rebounds at Iowa (Jan. 5, 2005)
  - 10 points, 10 rebounds against Providence (Nov. 26, 2004)
  - 10 points, 10 rebounds against Colorado (Nov. 19, 2004)
  - 10 points, 12 rebounds against Illinois (March 14, 2004)
  - 11 points, 15 rebounds against Purdue (Feb. 7, 2004)
- 65 career assists
  - Had a career-high four assists against Illinois (Feb. 21, 2006)
- 189 career blocks, currently No. 2 all-time
  - 150th career block at Illinois (Jan. 14, 2006)
    - Fourth member of U-M's 150 block club
  - 100th career block against Wisconsin (Jan. 22, 2005)
  - 50th career block against Michigan State (Feb. 24, 2004)
  - Has at least one block in 86 of 111 career games
  - Has 57 multi block games
  - Had 68 blocks, led U-M and Big Ten Conference
    - First freshman to lead the conference in blocks since 1996 (Calvin Booth)
  - Had a career-high eight blocks against Chicago State (Dec. 31, 2005)
- 39 career steals
  - Had a career-high two steals, six times
- 23.0 minutes per game for career
  - Had a career-high 37 minutes against Purdue (Feb. 7, 2004)

## COURTNEY SIMS' CAREER HONORS AND AWARDS

- 2006 John Thompson Challenge, All-Challenge Team
- 2004 NIT Championship team member
- 2004 Big Ten All-Freshman Team (selected by Big Ten coaches)
- U-M's 2005 Loy Vaught Rebounding Award
- U-M's 2004 Rudy Tomjanovich Most Improved Player Award
- Big Ten Player of the Week, two-time
  - For the week ending, Nov. 19, 2006
  - For the week ending, Dec. 11, 2005
- CBS Player of the Game
  - at Ohio State (Feb. 25, 2006)
- ESPN Player of the Game, four-time
  - Ohio State (Feb. 9, 2006)
  - vs. Northwestern (March 15, 2005)
  - at Georgia Tech (Nov. 30, 2004), Big Ten/ACC Challenge
  - Michigan State (Feb. 24, 2004)
- ESPN2 Player of the Game, two-time
  - vs. Old Dominion (March 28, 2006), NIT semifinal
  - vs. Providence (Nov. 26, 2004), Preseason NIT
- ESPN-Plus Player of the Game, three-time
  - at Indiana (March 3, 2004)
  - Purdue (Feb. 7, 2004): co-player
  - Iowa (Jan. 28, 2004)

## COURTNEY SIMS' CAREER BESTS

### POINTS

33	Delaware State.....	12-7-05
36	UW-Milwaukee.....	11-15-06
26	Ohio State.....	2-9-06
25	vs. Northwestern.....	3-10-05

### FIELD GOALS

13	Ohio State.....	2-9-06
13	Delaware State.....	12-7-05
10	UW-Milwaukee.....	11-15-06
10	Butler.....	11-26-05

### FIELD GOAL ATTEMPTS

17	Northern Illinois.....	12-16-06
17	Delaware State.....	12-7-05
16	Ohio State.....	2-9-06
16	vs. Colorado.....	11-17-04

### 3-POINT FIELD GOALS

1	at Wisconsin.....	2-16-05
1	Iowa.....	1-28-04

### 3-POINT FIELD GOAL ATTEMPTS

2	N.C. State.....	12-2-03
1	nine times	

### FREE THROWS

9	vs. Northwestern.....	3-10-05
7	Davidson.....	11-11-06
7	Delaware State.....	12-7-05
7	Northwestern.....	1-12-05
7	Sacramento State.....	11-19-04

### FREE THROW ATTEMPTS

11	vs. Northwestern.....	3-10-05
10	Delaware State.....	12-7-05

### REBOUNDS

16	Ohio State.....	2-9-06
15	Purdue.....	2-7-04
13	four times	
12	UMBC.....	11-25-06

### OFFENSIVE REBOUNDS

7	USF.....	12-10-05
6	Ohio State.....	2-9-05
6	Iowa.....	1-5-05

### DEFENSIVE REBOUNDS

11	Purdue.....	2-7-04
10	Ohio State.....	2-9-06
8	four times	

### ASSISTS

4	Illinois.....	2-21-06
3	Indiana.....	3-4-06
2	13 times	

### TURNOVERS

7	Iowa.....	1-5-05
6	Harvard.....	11-17-06

### BLOCKS

8	Chicago State.....	12-31-05
6	Oakland.....	11-21-03
5	three times	

### STEALS

2	at Miami (Ohio).....	12-7-06
2	Harvard.....	11-17-06
2	at Notre Dame.....	12-3-05
2	Michigan State.....	2-24-04
2	at Vanderbilt.....	12-6-03
2	at Butler.....	11-30-03
1	23 times	

### MINUTES

37	Purdue.....	2-7-04
36	Northwestern.....	1-12-05
35	at Iowa.....	1-5-05
34	Ohio State.....	2-9-06
34	Chicago State.....	12-31-05



24

# RON COLEMAN

- Junior-Junior • Wing • 6-6 • 210
- Romulus, Mich. • Romulus High School
- College of Literature, Science and the Arts
- General Studies major
- Born August 8, 1986 in Eutaw, Ala.
- Name Pronunciation:  
 first: common  
 last: common

Points:	20	Harvard (11/17/06)
Field Goals:	9	Harvard (11/17/06)
Field Goal Attempts:	16	Harvard (11/17/06)
Three-Point Field Goals:	3	at N.C. State (11/27/06)
Three-Point Field Goal Attempts:	6	Harvard (11/17/06)
Free Throw:	2	two times
Free Throw Attempts:	5	Davidson (11/11/06)
Offensive Rebounds:	3	UMBC (11/25/06)
Defensive Rebounds:	5	Davidson (11/11/06)
Rebounds:	7	Davidson (11/11/06)
Assists:	3	two times
Turnovers	4	at UCLA (12/23/06)
Blocks:	2	UMBC (11/25/06)
Steals:	1	three times
Minutes:	36	two times

## RON COLEMAN NOTABLES

- Ron Coleman has not missed a game in his career, playing in 77 straight games. Among those 77 games, he has started 50 of them.
- Ron Coleman is currently the second Wolverine with a consecutive game streak. In addition to his 77 straight games, teammate Courtney Sims has played in 111 straight games for the Maize and Blue.
- Ron Coleman continues to be the "jack-of-all-trades" for the Wolverines. Whether he is playing on the perimeter or in the front court, he is just looking to contribute any way he can to help the Wolverines win.
- For his overall efforts in the John Thompson Challenge (Nov. 10-12) at Crisler Arena, Ron Coleman was selected to the All-Challenge Team, along with teammate Courtney Sims. Coleman averaged 10.0 points, 4.7 rebounds while shooting 56.5 percent from the field. He also averaged 30.0 minutes per game after playing in over 25 minutes in all three weekend games.
- Ron Coleman has been averaging a career-best 8.2 points per game this season. He has also been averaging a career-best 3.4 rebounds and career-best 1.4 assists per game.
- Ron Coleman is shooting a career-best 48.3 percent from the field this season. He is 43-for-89 on the season.
- In four games this season, Ron Coleman has scored in double figures – 10 against Central Connecticut State (Nov. 10), 12 against Davidson (Nov. 11), a career-high 20 against Harvard (Nov. 17) and 11 at N.C. State (Nov. 27). For his career, he now has 22 games posting double-digits and one 20-plus point game.
- Ron Coleman has started all 16 games this season and ranks second among the Wolverines playing in 27.8 minutes per game. He has played 20-or-minutes in all 13 games this season and has played in

a season-best 36 minutes against Davidson (Nov. 11) and at Miami (Ohio) (Dec. 7).

- Ron Coleman posted a career-best 20 points against Harvard (Nov. 17). His performance topped his previous best of 18 points, which he had twice -- at Purdue (Feb. 11, 2006) and against Fairfield (Jan. 8, 2005). Coleman set new career bests with nine field goals and 16 field goal attempts against Harvard.
- With 11 points at NC State (Nov. 27), Ron Coleman reached and surpassed the 500-tally mark for his career. Coleman currently has 531 career points. So far this season, he is averaging a career-best 8.2 points per game.
- Ron Coleman recorded a career-best eight rebounds against Chicago State (Dec. 31, 2005). After forwards Chris Hunter (ill) and Graham Brown (sore knee) sat out the game, Coleman responded in 31 minutes of action grabbing three offensive and five defensive boards against the Cougars. Overall, Coleman has 212 career rebounds in his career for a 2.8 per game average.
- Ron Coleman has twice had a career-best three steals in a game. First was at Boston University (Nov. 22, 2005), while the second came at Iowa (Feb. 4, 2006). For his career he has 31 steals.
- Ron Coleman posted a career-best two blocks against UMBC (Nov. 25). With the two swats, he finally passed his previous best of one block, which he posted eight times in his career. Coleman now has 10 total in his career.
- Ron Coleman has been reunited with his high school teammate Jerret Smith. Both starred at nearby Romulus High School, playing together during the 2003-04 season. Together they went 17-5 overall advancing to the second round of the Class A State Championship playoffs.

## RON COLEMAN'S CAREER STATISTICS

Year	G	S	Min	Avg	FG	FGA	FG%	3FG	3FGA	3FG%	FT	FTA	FT%	Off	Def	Reb	Avg	Foul	DQ	Ast	Avg	TO	Avg	Blk	Avg	Stl	Avg	Pts	Avg
2004-05	31	24	863	27.8	84	215	.391	39	129	.302	26	31	.839	31	48	79	2.5	34	0	33	1.1	43	1.4	3	0.1	11	0.4	233	7.5
2005-06	33	13	704	21.3	70	171	.409	27	75	.360	25	35	.714	39	50	89	2.7	27	0	27	0.8	32	1.0	3	0.1	17	0.5	192	5.8
2006-07	13	13	361	27.8	43	89	.483	14	37	.378	6	11	.545	14	30	44	3.4	13	0	18	1.4	15	1.2	4	0.3	3	0.2	106	8.2
Career	77	50	1928	25.0	197	475	.415	80	241	.332	57	77	.740	84	128	212	2.8	74	0	78	1.0	90	1.2	10	0.1	31	0.4	531	6.9

## RON COLEMAN'S BIG TEN CONFERENCE STATISTICS

Year	G	S	Min	Avg	FG	FGA	FG%	3FG	3FGA	3FG%	FT	FTA	FT%	Off	Def	Reb	Avg	Foul	DQ	Ast	Avg	TO	Avg	Blk	Avg	Stl	Avg	Pts	Avg
2004-05	16	15	504	31.5	45	118	.381	25	76	.329	14	16	.875	15	20	35	2.2	25	0	15	0.9	28	1.8	1	0.1	7	0.4	129	8.1
2005-06	16	11	427	26.7	45	101	.446	20	52	.385	14	21	.667	21	27	48	3.0	18	0	18	1.1	21	1.3	2	0.1	7	0.4	124	7.8
2006-07	0	0	0	0.0	0	0	.000	0	0	.000	0	0	.000	0	0	0	0.0	0	0	0	0.0	0	0.0	0	0.0	0	0.0	0	0.0
Big Ten	32	26	931	29.1	90	219	.411	45	128	.352	28	37	.757	36	47	83	2.6	43	0	33	1.0	49	1.5	3	0.1	14	0.4	253	7.9

**RON COLEMAN'S CAREER HIGHLIGHTS**

- 77 career games
  - Has played in 77 consecutive games for the Wolverines
  - Started 50 of 77 career games
    - Started 50th career game at UCLA (Dec. 23, 2006)
    - Started 26 of 32 career Big Ten games
- 531 career points
  - 500th career point at N.C. State (Nov. 27, 2006)
  - 400th career point against Indiana (March 4, 2006)
  - 300th career point against Michigan State (Jan. 25, 2006)
  - 200th career point against Penn State (Feb. 23, 2005)
  - 100th career point against Fairfield (Jan. 8, 2005)
- Averaging 6.9 points per game for career
  - Scored in double figures in 22 career games
  - Had a career-high 20 points against Harvard (Nov. 17, 2006)
  - One career 20-plus point game
- 41.5 percent from the field for career
  - Had a career-high nine field goals against Harvard (Nov. 17, 2006)
  - Had a career-high 16 field goal attempts against Harvard (Nov. 17, 2006)
- 33.2 percent on three-point field goals for career
  - Had a career-high four three-point field goals, four times
  - Had a career-high nine three-point field goal attempts, two times
- 74.0 percent from free throw line for career
  - Had a career-high five free throws against CMU (Nov. 18, 2005)
  - Had a career-high six free throw attempts against CMU (Nov. 18, 2005)
- 212 career rebounds
  - 200th career rebound at N.C. State (Nov. 27, 2006)
  - 150th career rebound against Illinois (Feb. 21, 2006)
  - 100th career rebound against Miami (Ohio) (Dec. 22, 2005)
  - 50th career rebound at Indiana (Jan. 19, 2005)
  - Had a career-high eight rebounds against Chicago State (Dec. 31, 2005)
- 78 career assists
  - Had a career-high five assists at UCLA (Dec. 18, 2004)
- 10 career blocks
  - Had a career-high one block, eight times
- 31 career steals
  - Had a career-high three steals, two times
- 25.0 minutes per game for career
  - Had a career-high 39 minutes against South Florida (Dec. 11, 2004)
    - Played 30 or more minutes in 31 career games

**RON COLEMAN CAREER HONORS AND AWARDS**

- 2006 John Thompson Challenge, All-Challenge Team
- U-M's 2005 Rudy Tomjanovich Most Improved Player Award
- ESPN-Plus Player of the Game, two-time
  - at Purdue (Feb. 11, 2006)
  - Fairfield (Jan. 8, 2005)

**RON COLEMAN'S CAREER BESTS**

**POINTS**

20	Harvard.....	11-17-06
18	at Purdue.....	2-11-06
18	Fairfield.....	1-8-05
17	UNC Asheville.....	12-31-04

**FIELD GOALS**

9	Harvard.....	11-17-06
8	UNC Asheville.....	12-31-04
6	at Purdue.....	2-11-06
6	Ohio State.....	2-9-06
6	Fairfield.....	1-8-05

**FIELD GOAL ATTEMPTS**

16	Harvard.....	11-17-06
14	UNC Asheville.....	12-31-04
13	Penn State.....	2-23-05
12	two times	

**3-POINT FIELD GOALS**

4	at Purdue.....	2-11-06
4	Penn State.....	2-23-05
4	Indiana.....	2-20-05
4	at Penn State.....	1-15-05
3	five times	

**3-POINT FIELD GOAL ATTEMPTS**

9	Penn State.....	2-23-05
9	Indiana.....	2-20-05
8	at Purdue.....	2-11-06
8	at Penn State.....	1-15-05

**FREE THROWS**

5	Central Michigan.....	11-18-05
4	Iowa.....	3-5-05
3	two times	

**FREE THROW ATTEMPTS**

6	Central Michigan.....	11-18-05
5	Davidson.....	11-11-06
5	Indiana.....	3-4-06
4	three times	

**REBOUNDS**

8	Chicago State.....	12-31-05
7	Davidson.....	11-11-06
7	at Purdue.....	2-11-06
7	at UCLA.....	12-18-04
7	South Florida.....	12-11-04
6	two times	

**OFFENSIVE REBOUNDS**

4	USF.....	12-10-05
4	Purdue.....	2-11-06
3	three times	

**DEFENSIVE REBOUNDS**

5	Davidson.....	11-11-06
5	Chicago State.....	12-31-05
4	four times	

**ASSISTS**

5	at UCLA.....	12-18-04
3	six times	

**TURNOVERS**

4	at UCLA.....	12-23-06
4	Ohio State.....	2-5-05
4	Wisconsin.....	1-28-06
3	five times	

**BLOCKS**


2	UMBC.....	11-25-06
1	eight times	

**STEALS**

3	at Iowa.....	2-4-06
3	at Boston University.....	11-22-05
2	four times	

**MINUTES**

39	South Florida.....	12-11-04
38	three times	



15

# JEVOHN SHEPHERD

Sophomore-Sophomore • Wing • 6-5 • 205

Toronto, Ontario, Canada • West Hill Collegiate

Division of Kinesiology

Undecided major

Born April 8, 1986 in Toronto, Ontario, Canada

• Pronunciation:

first: "JUH-von"

last: common

## JEVOHN SHEPHERD'S 2006-07 SEASON HIGHS

Points:	7	Eastern Michigan (11/12/06)
Field Goals:	3	three times
Field Goal Attempts:	9	Delaware State (12/9/06)
Three-Point Field Goals:	1	three times
Three-Point Field Goal Attempts:	2	two times
Free Throw:	2	UMBC (11/25/06)
Free Throw Attempts:	2	two times
Offensive Rebounds:	2	Northern Illinois (12/16/06)
Defensive Rebounds:	3	two times
Rebounds:	4	at UCLA (12/23/06)
Assists:	4	Delaware State (12/9/06)
Turnovers	2	two times
Blocks:	1	two times
Steals:	4	Eastern Michigan (11/12/06)
Minutes:	17	two times

## JEVOHN SHEPHERD NOTABLES

• Jevohn Shepherd has played in 12 games this season coming off the bench. He has been the Wolverines perimeter defender and already has set a new single season best with seven steals. He is averaging 2.9 points and 2.1 rebounds in 11.0 minutes per game.

• Jevohn Shepherd's strength and quickness has continued to have him be known as the Wolverines top perimeter defender. He has come off the bench in 11 games this season, and will be matched-up against the Wolverines' top opponent.

• After scoring six points against Northern Illinois (Dec. 16), Jevohn Shepherd has posted back-to-back games with six point efforts. He also has six points against Delaware State (Dec. 9). He is averaging 2.9 points per game.

• After recording just two steals in all of his freshman season, Jevohn Shepherd doubled that in the first two games this season as he has five total. He had one in the season-opener against Central Connecticut State (Nov. 10), before recording a career-best four against Eastern Michigan (Nov. 12). He posted two more against Northern Illinois (Dec. 16), giving him seven on the season.

• Against Delaware State (Dec. 9), Jevohn Shepherd recorded a career-best four assists. He topped his previous best of three assists against Coppin State (Dec. 28, 2005). So far, he has nine assists as a sophomore, which is halfway to his freshman year total of 15 total.

• Jevohn Shepherd earned the first start of his career at Purdue (Feb. 11, 2006) after injuries to two U-M starters and illness to fellow freshman Jerret Smith (mononucleosis) kept them out of the lineup. Shepherd responded, scoring a career-best nine points, grabbing a career-best six rebounds and playing in a career-best 25 minutes. He added two assists in the game.

• Because of his leaping ability, fans have already dubbed Jevohn Shepherd as "Air Canada" after he came to Michigan from Toronto, Ontario, Canada. His dunking prowess has been on display during the team warm-ups. He joins Brent "Air Georgia" Petway in the airplane nickname department.

• Jevohn Shepherd spent his second summer playing for his native country of Canada. In the summer of 2006, Shepherd played on the Senior Men's National Team and played in three exhibition tournaments throughout Europe. He played in five total games on the tour. Prior to his freshman season, Shepherd played at the 2005 Nike Hoop Summit, World Team and was a member of the Team Canada at the FIBA Under-21 World Championships in Argentina.

## JEVOHN SHEPHERD'S CAREER STATISTICS

Year	G	S	Min	Avg	FG	FGA	FG%	3FG	3FGA	3FG%	FT	FTA	FT%	Off	Def	Reb	Avg	Foul	DQ	Ast	Avg	TO	Avg	Blk	Avg	Stl	Avg	Pts	Avg
2005-06	26	3	226	8.7	16	45	.356	4	15	.267	12	24	.500	12	17	29	1.1	21	0	15	0.6	18	0.7	4	0.2	2	0.1	48	1.8
2006-07	12	0	132	11.0	14	36	.389	3	10	.300	4	7	.571	6	19	25	2.1	11	0	9	0.8	12	1.0	2	0.2	7	0.6	35	2.9
Career	38	3	358	9.4	30	81	.370	7	25	.280	16	31	.516	18	36	54	1.4	32	0	24	0.6	30	0.8	6	0.2	9	0.2	83	2.2

## JEVOHN SHEPHERD'S BIG TEN STATISTICS

Year	G	S	Min	Avg	FG	FGA	FG%	3FG	3FGA	3FG%	FT	FTA	FT%	Off	Def	Reb	Avg	Foul	DQ	Ast	Avg	TO	Avg	Blk	Avg	Stl	Avg	Pts	Avg
2005-06	14	3	128	9.1	7	23	.304	2	8	.250	11	16	.688	8	7	15	1.1	13	0	10	0.7	8	0.6	2	0.1	1	0.1	27	1.9
2006-07	0	0	0	0.0	0	0	.000	0	0	.000	0	0	.000	0	0	0	0.0	0	0	0	0.0	0	0.0	0	0.0	0	0.0	0	0.0
Big Ten	14	3	128	9.1	7	23	.304	2	8	.250	11	16	.688	8	7	15	1.1	13	0	10	0.7	8	0.6	2	0.1	1	0.1	27	1.9



### JEVOHN SHEPHERD'S CAREER HIGHLIGHTS

- 38 career games
  - Started three career games
    - First career start at Purdue (Feb. 11, 2006)
  - Started three career Big Ten games
    - First career Big Ten start at Purdue (Feb. 11, 2006)
- 83 career points
  - Had a career-high nine points at Purdue (Feb. 11, 2006)
- 37.0 percent from the field for career
  - Had a career-high three field goals, three times
  - Had a career-high nine field goal attempts against Delaware State (Dec. 9, 2006)
- 38.0 percent on three-point field goals for career
  - Had a career-high one 3-point field goal, seven times
  - Had a career-high two 3-point field goal attempts, six times
- 51.6 percent on free throws for career
  - Had a career-high four free throws at Purdue (Feb. 11, 2006)
  - Had a career-high six free throw attempts against Minnesota (Feb. 15, 2006)
- 54 career rebounds
  - 50th career rebound against Northern Illinois (Dec. 16, 2006)
  - Had a career-high six rebounds at Purdue (Feb. 11, 2006)
- 24 career assists
  - Had a career-high four assists against Delaware State (Dec. 9, 2006)
- Six career blocks
  - Had a career-high one block, six times
- Nine career steals
  - Had a career-high four steals against Eastern Michigan (Nov. 12, 2006)
- 9.4 minutes per game for career
  - Had a career-high 25 minutes at Purdue (Feb. 11, 2006)

### JEVOHN SHEPHERD'S CAREER BESTS

#### POINTS

9	at Purdue.....	2-11-06
7	Eastern Michigan .....	11-12-06
6	Northern Illinois .....	12-16-06
6	Delaware State.....	12-9-06
6	Minnesota.....	2-15-06
6	Chicago State.....	12-31-05

#### FIELD GOALS

3	Northern Illinois .....	12-16-06
3	Delaware State.....	12-9-06
3	Eastern Michigan .....	11-12-06
3	Chicago State .....	12-31-05
2	four times	

#### FIELD GOAL ATTEMPTS

9	Delaware State.....	12-9-06
7	Eastern Michigan .....	11-12-06
7	at Indiana.....	1-3-06
7	at Boston University.....	11-22-05
6	two times	

#### 3-POINT FIELD GOALS

1	at UCLA.....	12-23-06
1	Wofford.....	12-2-06
1	CCSU.....	11-10-06
1	Minnesota.....	2-15-06
1	at Purdue.....	2-11-06
1	at South Florida.....	12-10-05
1	Central Michigan.....	11-18-05

#### 3-POINT FIELD GOAL ATTEMPTS

2	Eastern Michigan .....	11-12-06
2	CCSU.....	11-10-06
2	Minnesota.....	2-15-06
2	at Purdue.....	2-11-06
2	at Indiana.....	1-3-06
2	Coppin State.....	12-28-05
1	12 times	

#### FREE THROWS

4	at Purdue.....	2-11-06
3	Minnesota.....	2-15-06

#### FREE THROW ATTEMPTS

6	Minnesota.....	2-15-06
5	at Purdue.....	2-11-06
3	Chicago State .....	12-31-05

#### REBOUNDS

6	at Purdue.....	2-11-06
5	Chicago State .....	12-31-05
5	at Boston University.....	11-22-05
4	at UCLA.....	12-23-06
3	three times	

#### OFFENSIVE REBOUNDS

4	Purdue.....	2-11-06
3	Boston University .....	11-22-05

#### DEFENSIVE REBOUNDS

4	Chicago State .....	12-31-05
3	at UCLA.....	12-23-06
3	CCSU.....	11-10-06
2	seven times	

#### ASSISTS

4	Delaware State.....	12-9-06
3	Coppin State .....	12-28-05
2	at Purdue.....	2-11-06
2	Ohio State.....	2-9-06

#### TURNOVERS

2	eight times	
---	-------------	--

#### BLOCKS


1	Northern Illinois .....	12-16-06
1	Eastern Michigan .....	11-12-06
1	Minnesota.....	2-15-06
1	at Indiana.....	1-3-06
1	Delaware State.....	12-7-05
1	at Boston University.....	11-22-05

#### STEALS

4	Eastern Michigan .....	11-12-06
1	four times	

#### MINUTES

25	at Purdue.....	2-11-06
22	at Indiana.....	1-3-06
20	Coppin State.....	12-28-05
20	at Boston University.....	11-22-05



# JERRET SMITH

- **Sophomore-Sophomore • Guard • 6-3 • 195**
- **Romulus, Mich. • Romulus High School**
- **Division of Kinesiology**
- **Undecided major**
- **Born January 8, 1987 in Annapolis, Mich.**
- **Name Pronunciation:**  
     **first: "JAIR-rhet"**  
     **last: common**

## JERRET SMITH NOTABLES

• Jerret Smith has come off the bench in all 13 games of the season. He has either run the Wolverine offense or shared the duty with Dion Harris. To date, he has averaged 3.8 points, 2.1 rebounds and 2.8 assists per game. He has played in 19.5 minutes per game.

• Jerret Smith has averaged 3.8 points per game this season. He has made 19 total field goals on the season. Of those 19, nine have come from long distance. He had a season-best eight points against Wofford (Dec. 2). He has scored five-or-more points in five games this season.

• Jerret Smith has 96 career assists in his young career. This season, he has passed out 37 in 13 games for a 2.8 per game average. During this season he has passed out three-or-more assists in 10 of 13 games. He had a season-best five assists at UCLA (Dec. 23).

• In his first collegiate game against Central Michigan (Nov. 18, 2005), Jerret Smith came out and recorded nine assists. That feat was the most by a freshman since Daniel Horton had nine assists against IUPUI (Jan. 4, 2004) in the 13th game of his freshman season.

• Jerret Smith recorded a career-best nine points against Illinois (Feb. 21), topping his previous best of eight points posted twice – at Illinois (Jan. 14) and against Central Michigan (Nov. 18). For his career he has 116 points for a 2.9 per game averaged.

• Jerret Smith recorded a career-best five rebounds against Davidson (Nov. 11) in the John Thompson Challenge. He has 61 career rebounds for a 1.5 per game average. He has 57 defensive rebounds and four offensive in his career.

• Jerret Smith started two games for the Wolverines in 2005-06 – Purdue (Jan. 7, 2006) and at Illinois (Jan. 14, 2006). As a starter, Smith responded with some of his strongest performances of the season. He finished with seven points, three rebounds, three assists and three steals in 26 minutes against Purdue. He recorded eight points, two rebounds and an assist at Illinois.

• Along with Tommy Amaker and teammate Lester Abram, Jerret Smith spent 11 days in Australia with the Big Ten Foreign Touring team this past August. Smith helped the team to a 3-1 record and averaged 6.8 points, 2.3 rebounds and 3.3 assists.

• Jerret Smith has reunited with his high school teammate Ron Coleman. Both starred at nearby Romulus High School, playing together during the 2003-04 season. Together, they went 17-5 overall, advancing to the second round of the Class A State Championship playoffs.

• Jerret Smith is one of three lefthanded shots on the Wolverine squad. He joins Lester Abram and Brent Petway as the only southpaws on the Maize and Blue squad.

## JERRET SMITH'S 2006-07 SEASON HIGHS

Points:	8	Wofford (12/2/06)
Field Goals:	3	UMBC (11/25/06)
Field Goal Attempts:	6	at N.C. State (11/27/06)
Three-Point Field Goals:	2	two times
Three-Point Field Goal Attempts:	4	at N.C. State (11/27/06)
Free Throw:	2	Wofford (12/2/06)
Free Throw Attempts:	2	two times
Offensive Rebounds:	1	four times
Defensive Rebounds:	4	two times
Rebounds:	5	Davidson (11/11/06)
Assists:	5	at UCLA (12/23/06)
Turnovers	4	Eastern Michigan (11/12/06)
Blocks:	--	--
Steals:	3	Davidson (11/11/06)
Minutes:	30	at N.C. State (11/27/06)

## JERRET SMITH'S CAREER STATISTICS

Year	G	S	Min	Avg	FG	FGA	FG%	3FG	3FGA	3FG%	FT	FTA	FT%	Off	Def	Reb	Avg	Foul	DQ	Ast	Avg	TO	Avg	Blk	Avg	Stl	Avg	Pts	Avg
2005-06	27	2	388	14.4	20	47	.426	9	23	.391	17	26	.654	0	34	34	1.3	26	0	59	2.2	41	1.5	0	0.0	10	0.4	66	2.4
2006-07	13	0	254	19.5	19	50	.380	9	27	.333	3	4	.750	4	23	27	2.1	22	1	37	2.8	21	1.6	0	0.0	11	0.8	50	3.8
<b>Career</b>	<b>40</b>	<b>2</b>	<b>642</b>	<b>16.1</b>	<b>39</b>	<b>97</b>	<b>.402</b>	<b>18</b>	<b>50</b>	<b>.360</b>	<b>20</b>	<b>30</b>	<b>.667</b>	<b>4</b>	<b>57</b>	<b>61</b>	<b>1.5</b>	<b>48</b>	<b>1</b>	<b>96</b>	<b>2.4</b>	<b>62</b>	<b>1.6</b>	<b>0</b>	<b>0.0</b>	<b>21</b>	<b>0.5</b>	<b>116</b>	<b>2.9</b>

## JERRET SMITH'S BIG TEN STATISTICS


Year	G	S	Min	Avg	FG	FGA	FG%	3FG	3FGA	3FG%	FT	FTA	FT%	Off	Def	Reb	Avg	Foul	DQ	Ast	Avg	TO	Avg	Blk	Avg	Stl	Avg	Pts	Avg
2005-06	12	2	193	16.1	12	25	.480	4	10	.400	9	16	.563	0	20	20	1.7	17	0	23	1.9	19	1.6	0	0.0	7	0.6	37	3.1
2006-07	0	0	0	0.0	0	0	.000	0	0	.000	0	0	.000	0	0	0	0.0	0	0	0	0.0	0	0.0	0	0.0	0	0.0	0	0.0
<b>Big Ten</b>	<b>12</b>	<b>2</b>	<b>193</b>	<b>16.1</b>	<b>12</b>	<b>25</b>	<b>.480</b>	<b>4</b>	<b>10</b>	<b>.400</b>	<b>9</b>	<b>16</b>	<b>.563</b>	<b>0</b>	<b>20</b>	<b>20</b>	<b>1.7</b>	<b>17</b>	<b>0</b>	<b>23</b>	<b>1.9</b>	<b>19</b>	<b>1.6</b>	<b>0</b>	<b>0.0</b>	<b>7</b>	<b>0.6</b>	<b>37</b>	<b>3.1</b>

**JERRET SMITH'S CAREER HIGHLIGHTS**

- 40 career games
  - Started two career games
    - First career start against Purdue (Jan. 7, 2006)
  - Started two career Big Ten games
    - First career Big Ten start against Purdue (Jan. 7, 2006)
- 116 career points
  - 100th career point at N.C. State (Nov. 27, 2006)
  - Had a career-high nine points against Illinois (Feb. 21, 2006)
- 40.2 percent from the field for career
  - Had a career-high three field goals, three times
  - Had a career-high six field goal attempts, two times
- 36.0 percent on three-point field goals for career
  - Had a career-high two 3-point field goals, four times
  - Had a career-high four 3-point field goal attempts, two times
- 66.7 percent on free throws for career
  - Had a career-high four free throws against Illinois (Feb. 21, 2006)
  - Had a career-high five free throw attempts against Illinois (Feb. 21, 2006)
- 61 career rebounds
  - Had a career-high five rebounds against Davidson (Nov. 11, 2006)
- 96 career assists
  - Had a career-high nine assists against Central Michigan (Nov. 18, 2005)
    - Recorded the career-best in first collegiate game
    - Most assists by a freshman since the 2002-03 season (Daniel Horton, 9)
- Has not recorded a career block
- 21 career steals
  - Had a career-high three steals, two times
- 16.1 minutes per game for career
  - Had a career-high 30 minutes at N.C. State (Nov. 27, 2006)
  - Played in 20-or-more minutes in 10 career games

**JERRET SMITH'S CAREER BESTS**

<b>POINTS</b>		<b>REBOUNDS</b>	
9	Illinois.....2-21-06	5	Davidson..... 11-11-06
8	Wofford.....12-2-06	4	Wofford.....12-2-06
8	at Illinois.....1-14-06	4	at Ohio State.....2-25-06
8	Central Michigan..... 11-18-05	4	at Penn State.....2-1-06
7	two times	3	three times
<b>FIELD GOALS</b>		<b>OFFENSIVE REBOUNDS</b>	
3	UMBC..... 11-25-06	1	at Miami (Ohio).....12-7-06
3	at Illinois.....1-14-06	1	Youngstown State..... 11-22-06
3	Purdue.....1-7-06	1	Davidson..... 11-11-06
2	eight times	1	CCSU..... 11-10-06
<b>FIELD GOAL ATTEMPTS</b>		<b>DEFENSIVE REBOUNDS</b>	
6	at N.C. State..... 11-27-06	4	Wofford.....12-2-06
6	Purdue.....1-7-06	4	Davidson..... 11-11-06
5	two times	4	Penn State..... 2-1-06
4	five times	4	Ohio State.....2-25-06
<b>3-POINT FIELD GOALS</b>		3	three times
2	Wofford.....12-2-06	<b>ASSISTS</b>	
2	Davidson..... 11-11-06	9	Central Michigan..... 11-18-05
2	at Illinois.....1-14-06	6	UTEP.....3-16-06
2	Central Michigan..... 11-18-05	5	at UCLA.....12-23-06
1	nine times	4	Northern Illinois..... 12-16-06
<b>3-POINT FIELD GOAL ATTEMPTS</b>		4	Old Dominion.....3-28-06
4	at N.C. State..... 11-27-06	<b>TURNOVERS</b>	
4	Central Michigan..... 11-18-05	4	Eastern Michigan..... 11-12-06
3	three times	4	Northwestern.....1-18-06
2	seven times	4	Indiana.....3-4-06
<b>FREE THROWS</b>		4	South Carolina.....3-30-06
4	Illinois.....2-21-06	<b>BLOCKS</b>	
2	six times	none	
<b>FREE THROW ATTEMPTS</b>		<b>STEALS</b>	
5	Illinois.....2-21-06	3	Davidson..... 11-11-06
3	at Penn State.....2-1-06	3	Purdue.....1-7-06
2	nine times	2	three times
		1	eight times
		<b>MINUTES</b>	
		30	at N.C. State..... 11-27-06
		26	Purdue.....1-7-06
		23	at UCLA.....12-23-06
		23	at Illinois.....1-14-06
		22	Davidson..... 11-11-06



21

# KENDRIC PRICE

- **Sophomore-Freshman • Forward • 6-8 • 205**
- **Boston, Mass. • Buckingham Browne & Nichols School**
- **Division of Kinesiology**
- **Undecided major**
- **Born July 15, 1986 in Boston, Mass.**
- **Pronunciation:**  
     **first: "KEND-rick"**  
     **last: common**

## KENDRIC PRICE NOTABLES

- Kendrick Price has come off the bench in four games this season. In his first full season with the Maize and Blue he is averaging 2.3 points and 1.5 rebounds in 4.0 minutes per game.
- Kendrick Price had one of his best games in six minutes of action off the bench against Harvard (Nov. 17). He had a career-best six points after going 3-for-4 from the field. He added a career-best three rebounds.
- Kendrick Price played in the final minutes against Wofford and had a solid minute of action. His strong defensive pressure helped the Terriers to a late turnover, as Michigan held Wofford to under 50 points for the game. U-M won 83-49.
- Kendrick Price enters the 2006-07 season as a redshirt freshman. The Boston native decided early last season to sit out the season. He will be looking to make an impact on the Wolverine frontcourt. He spent last season learning the U-M system, working on his overall game and adding strength. He added roughly 15 pounds from a year ago.
- Kendrick Price saw action in two of the three games during the John Thompson Challenge. He came off the bench in his first collegiate game against Central Connecticut State (Nov. 10). He played in four minutes and had one rebound and one assists. He followed playing in five minutes against Eastern Michigan (Nov. 12), where he had three points on a crowd-raising one-handed dunk and a free throw. He had two rebounds against the Eagles.
- Kendrick Price has been reunited with fellow Boston, Mass., native Courtney Sims. Both played against each other in the Independent School League during the 2003 season, as Price played at Buckingham Browne & Nichols School, while Sims played at Noble & Greenough School.

## KENDRIC PRICE'S CAREER AND SEASON BESTS


<b>POINTS</b>	
6	Harvard..... 11-17-06
3	Eastern Michigan..... 11-12-06
<b>FIELD GOALS</b>	
3	Harvard..... 11-17-06
1	Eastern Michigan..... 11-12-06
<b>FIELD GOAL ATTEMPTS</b>	
4	Harvard..... 11-17-06
1	Eastern Michigan..... 11-12-06
1	Central Connecticut State..... 11-10-06
<b>3-POINT FIELD GOALS</b>	
none	
<b>3-POINT FIELD GOAL ATTEMPTS</b>	
none	
<b>FREE THROWS</b>	
1	Eastern Michigan..... 11-12-06
<b>FREE THROW ATTEMPTS</b>	
2	Eastern Michigan..... 11-12-06
<b>REBOUNDS</b>	
3	Harvard..... 11-17-06
2	Eastern Michigan..... 11-12-06
1	Central Connecticut State..... 11-10-06
<b>OFFENSIVE REBOUNDS</b>	
2	Harvard..... 11-17-06
<b>DEFENSIVE REBOUNDS</b>	
2	Eastern Michigan..... 11-12-06
1	Harvard..... 11-17-06
1	Central Connecticut State..... 11-10-06
<b>ASSISTS</b>	
1	Central Connecticut State..... 11-10-06
<b>BLOCKS</b>	
none	
<b>STEALS</b>	
1	Harvard..... 11-17-06
<b>TURNOVERS</b>	
3	Harvard..... 11-17-06
1	Central Connecticut State..... 11-10-06
<b>MINUTES</b>	
6	Harvard..... 11-17-06
5	Eastern Michigan..... 11-12-06
4	Central Connecticut State..... 11-10-06

## KENDRIC PRICE'S CAREER STATISTICS

Year	G	S	Min	Avg	FG	FGA	FG%	3FG	3FGA	3FG%	FT	FTA	FT%	Off	Def	Reb	Avg	Foul	DQ	Ast	Avg	TO	Avg	Blk	Avg	Stl	Avg	Pts	Avg
2005-06	0	0	0	0.0	0	0	.000	0	0	.000	0	0	.000	0	0	0	0.0	0	0	0	0.0	0	0.0	0	0.0	0	0.0	0	0.0
2006-07	4	0	16	4.0	4	6	.667	0	0	.000	1	2	.500	2	4	6	1.5	1	0	1	0.3	4	1.0	0	0.0	1	0.3	9	2.3
<b>Career</b>	<b>4</b>	<b>0</b>	<b>16</b>	<b>4.0</b>	<b>4</b>	<b>6</b>	<b>.667</b>	<b>0</b>	<b>0</b>	<b>.000</b>	<b>1</b>	<b>2</b>	<b>.500</b>	<b>2</b>	<b>4</b>	<b>6</b>	<b>1.5</b>	<b>1</b>	<b>0</b>	<b>1</b>	<b>0.3</b>	<b>4</b>	<b>1.0</b>	<b>0</b>	<b>0.0</b>	<b>1</b>	<b>0.3</b>	<b>9</b>	<b>2.3</b>

## KENDRIC PRICE'S BIG TEN STATISTICS

Year	G	S	Min	Avg	FG	FGA	FG%	3FG	3FGA	3FG%	FT	FTA	FT%	Off	Def	Reb	Avg	Foul	DQ	Ast	Avg	TO	Avg	Blk	Avg	Stl	Avg	Pts	Avg
2005-06	0	0	0	0.0	0	0	.000	0	0	.000	0	0	.000	0	0	0	0.0	0	0	0	0.0	0	0.0	0	0.0	0	0.0	0	0.0
2006-07	0	0	0	0.0	0	0	.000	0	0	.000	0	0	.000	0	0	0	0.0	0	0	0	0.0	0	0.0	0	0.0	0	0.0	0	0.0
<b>Big Ten</b>	<b>0</b>	<b>0</b>	<b>0</b>	<b>0.0</b>	<b>0</b>	<b>0</b>	<b>.000</b>	<b>0</b>	<b>0</b>	<b>.000</b>	<b>0</b>	<b>0</b>	<b>.000</b>	<b>0</b>	<b>0</b>	<b>0</b>	<b>0.0</b>	<b>0</b>	<b>0</b>	<b>0</b>	<b>0.0</b>	<b>0</b>	<b>0.0</b>	<b>0</b>	<b>0.0</b>	<b>0</b>	<b>0.0</b>	<b>0</b>	<b>0.0</b>



# REED BAKER

- Freshman-Freshman • Guard • 6-1 • 175
- Fort Myers, Fla. • Verot High School
- Division of Kinesology
- Undecided Major
- Born February 9, 1988 in Naples, Fla.
- Name Pronunciation:  
     first: common  
     last: common

## REED BAKER NOTABLES

- Reed Baker is one of five newcomers on the Michigan roster. The 6-1 guard will give the Wolverines added depth at the guard position and long range threat.
- In his first season, Reed Baker has played in 10 games, coming off the bench. He has averaged 1.7 points and has six assists, three steals and a rebound. He is playing in 7.5 minutes per game.
- In what has been his best overall statistical game in his young career, Reed Baker came off the bench against Northern Illinois (Dec. 16) and scored a career-best six points, grabbed his first career rebound, tied a career-best with two assists, sank a career-best two three-pointers while playing a career-best 15 minutes.
- Against Harvard (Nov. 17), Reed Baker posted five points and connected on his first three-pointer as well as a pair of free throws en route to the total against the Crimson. He added an assist in eight minutes of action.
- In the John Thompson Challenge, Reed Baker came off the bench to help spell Dion Harris and Jerret Smith and ran the Wolverines offense playing the point. In his first collegiate game against Central Connecticut State (Nov. 10), he played in seven minutes and had two steals. He followed playing in just three minutes against Davidson (Nov. 11). He played his most significant minutes of the weekend as he was on the floor for 11 minutes against Eastern Michigan (Nov. 12). He scored his first collegiate points against the Eagles with three and also added a steal.

## REED BAKER'S CAREER AND SEASON BESTS

### POINTS

6	Northern Illinois .....	12-16-06
5	Harvard .....	11-17-06
3	Wofford .....	12-2-06
3	Eastern Michigan .....	11-12-06

### FIELD GOALS

2	Northern Illinois .....	12-16-06
1	three times	

### FIELD GOAL ATTEMPTS

5	Northern Illinois .....	12-16-06
5	Eastern Michigan .....	11-12-06
3	two times	
2	three times	

### 3-POINT FIELD GOALS

2	Northern Illinois .....	12-16-06
1	Wofford .....	12-2-06
1	Harvard .....	11-17-06

### 3-POINT FIELD GOAL ATTEMPTS

3	Northern Illinois .....	12-16-06
2	four times	
1	three times	

### FREE THROWS

2	Harvard .....	11-17-06
1	Eastern Michigan .....	11-12-06

### FREE THROW ATTEMPTS

2	Harvard .....	11-17-06
2	Eastern Michigan .....	11-12-06
1	Youngstown State .....	11-22-06

### REBOUNDS

1	Northern Illinois .....	12-16-06
---	-------------------------	----------

### OFFENSIVE REBOUNDS

none

### DEFENSIVE REBOUNDS

1	Northern Illinois .....	12-16-06
---	-------------------------	----------

### ASSISTS

2	Northern Illinois .....	12-16-06
2	Youngstown State .....	11-22-06
1	two times	

### TURNOVERS

3	Harvard .....	11-17-06
1	three times	

### BLOCKS

none

### STEALS

2	Central Connecticut State .....	11-10-06
1	Eastern Michigan .....	11-12-06

### MINUTES

15	Northern Illinois .....	12-16-06
12	at UCLA .....	12-23-06
11	Eastern Michigan .....	11-12-06
8	Harvard .....	11-17-06

## REED BAKER'S CAREER STATISTICS

Year	G	S	Min	Avg	FG	FGA	FG%	3FG	3FGA	3FG%	FT	FTA	FT%	Off	Def	Reb	Avg	Foul	DQ	Ast	Avg	TO	Avg	Blk	Avg	Stl	Avg	Pts	Avg
2006-07	10	0	75	7.5	5	23	.217	4	14	.286	3	5	.600	0	1	1	0.1	8	0	6	0.6	6	0.6	0	0.0	3	0.3	17	1.7
Career	10	0	75	7.5	5	23	.217	4	14	.286	3	5	.600	0	1	1	0.1	8	0	6	0.6	6	0.6	0	0.0	3	0.3	17	1.7

## REED BAKER'S BIG TEN STATISTICS

Year	G	S	Min	Avg	FG	FGA	FG%	3FG	3FGA	3FG%	FT	FTA	FT%	Off	Def	Reb	Avg	Foul	DQ	Ast	Avg	TO	Avg	Blk	Avg	Stl	Avg	Pts	Avg
2006-07	0	0	0	0.0	0	0	.000	0	0	.000	0	0	.000	0	0	0	0.0	0	0	0	0.0	0	0.0	0	0.0	0	0.0	0	0.0
Big Ten	0	0	0	0.0	0	0	.000	0	0	.000	0	0	.000	0	0	0	0.0	0	0	0	0.0	0	0.0	0	0.0	0	0.0	0	0.0



# K'LEN MORRIS

- Freshman-Freshman • Wing • 6-4 • 185
- Grand Blanc, Mich. • Grand Blanc High School
- Division of Kinesiology
- Undecided major
- Born May 31, 1988 in Fort Lauderdale, Fla.
- Name Pronunciation:  
first: "KAY-lynn"  
last: common

## K'LEN MORRIS NOTABLES

- K'Len Morris is one of five newcomers on the Michigan roster. The 6-4 wing will give the Wolverines added depth, and with his versatility, will play all three perimeter positions.
- K'Len Morris missed the last four games after dislocating his left shoulder in practice (Nov. 28). He is expected to miss up to three weeks due to the injury, but will be evaluated throughout the next few weeks to see if his injury improves.
- K'Len Morris has played in seven games this season, coming off the bench. He is averaging 1.0 points and has three steals and one assist. He has played in 5.3 minutes per game.
- K'Len Morris came off the bench against Harvard (Nov. 17) and had two points and an assist in six minutes of action. In his first season, he has played in four games off the bench. He is averaging 1.0 points in 5.3 minutes per game.
- K'Len Morris saw action in all three John Thompson games coming off the bench. He played in three minutes against Central Connecticut State (Nov. 10) in his collegiate debut and did not record a stat. He followed with four against Davidson (Nov. 11), where he recorded a steal. He saw his most significant minutes against Eastern Michigan (Nov. 12) as he had five points and two steals in 12 minutes of action.
- K'Len Morris is a former high school teammate of Wolverine transfer Zack Gibson. The duo played together for a two seasons at Grand Blanc High School during the 2004 and 2005 seasons. During that two year span, the duo helped Grand Blanc to a 42-6 record, the 2005 Big Nine Championship and the school's first regional championship game appearance since 1959.

## K'LEN MORRIS' CAREER AND SEASON BESTS


<b>POINTS</b>	
5	Eastern Michigan ..... 11-12-06
2	Harvard ..... 11-17-06
<b>FIELD GOALS</b>	
2	Eastern Michigan ..... 11-12-06
1	Harvard ..... 11-17-06
<b>FIELD GOAL ATTEMPTS</b>	
5	Eastern Michigan ..... 11-12-06
2	at N.C. State ..... 11-27-06
2	Harvard ..... 11-17-06
<b>3-POINT FIELD GOALS</b>	
none	
<b>3-POINT FIELD GOAL ATTEMPTS</b>	
1	at N.C. State ..... 11-27-06
1	Harvard ..... 11-17-06
1	Eastern Michigan ..... 11-12-06
<b>FREE THROWS</b>	
1	Eastern Michigan ..... 11-12-06
<b>FREE THROW ATTEMPTS</b>	
2	Eastern Michigan ..... 11-12-06
<b>REBOUNDS</b>	
1	at N.C. State ..... 11-27-06
1	UMBC ..... 11-25-06
<b>OFFENSIVE REBOUNDS</b>	
1	at N.C. State ..... 11-27-06
<b>DEFENSIVE REBOUNDS</b>	
1	UMBC ..... 11-25-06
<b>ASSISTS</b>	
1	Harvard ..... 11-17-06
<b>TURNOVERS</b>	
1	two times
<b>BLOCKS</b>	
none	
<b>STEALS</b>	
2	Eastern Michigan ..... 11-12-06
1	Davidson ..... 11-11-06
<b>MINUTES</b>	
12	Eastern Michigan ..... 11-12-06
6	Youngstown State ..... 11-22-06
6	Harvard ..... 11-17-06
5	UMBC ..... 11-25-06
4	Davidson ..... 11-11-06
3	Central Connecticut State ..... 11-10-06
1	at N.C. State ..... 11-27-06

## K'LEN MORRIS' CAREER STATISTICS

Year	G	S	Min	Avg	FG	FGA	FG%	3FG	3FGA	3FG%	FT	FTA	FT%	Off	Def	Reb	Avg	Foul	DQ	Ast	Avg	TO	Avg	Blk	Avg	Stl	Avg	Pts	Avg
2006-07	7	0	37	5.3	3	9	.333	0	3	.000	1	2	.500	1	1	2	0.3	1	0	1	0.1	2	0.3	0	0.0	3	0.4	7	1.0
Career	7	0	37	5.3	3	9	.333	0	3	.000	1	2	.500	1	1	2	0.3	1	0	1	0.1	2	0.3	0	0.0	3	0.4	7	1.0

## K'LEN MORRIS' BIG TEN STATISTICS

Year	G	S	Min	Avg	FG	FGA	FG%	3FG	3FGA	3FG%	FT	FTA	FT%	Off	Def	Reb	Avg	Foul	DQ	Ast	Avg	TO	Avg	Blk	Avg	Stl	Avg	Pts	Avg
2006-07	0	0	0	0.0	0	0	.000	0	0	.000	0	0	.000	0	0	0	0.0	0	0	0	0.0	0	0.0	0	0.0	0	0.0	0	0.0
Big Ten	0	0	0	0.0	0	0	.000	0	0	.000	0	0	.000	0	0	0	0.0	0	0	0	0.0	0	0.0	0	0.0	0	0.0	0	0.0



# DESHAWN SIMS

- Freshman-Freshman • Forward • 6-8 • 225
- Detroit, Mich. • Detroit Pershing High School
- Division of Kinesology
- Undecided Major
- Born January 21, 1988 in Detroit, Mich.
- Name Pronunciation:  
 first: "DUH-shawn"  
 last: common

## DESHAWN SIMS NOTABLES

- DeShawn Sims is one of five newcomers on the Michigan roster. The 6-8 forward will give the Wolverines added depth in the frontcourt. His size and strength could have an immediate impact.
- DeShawn Sims has played in 11 games coming off the bench this season. He has averaged 2.9 points and 1.4 rebounds per game. He also has six blocks, five assists and two steals. He has seen action in 7.8 minutes per game this season.
- DeShawn Sims has continued to see more playing time on the floor as he has seen action in the last five games. After seeing action in 5.8 minutes a game in his first six, he has played in 10.2 minutes in his last five.
- In his second career game against Eastern Michigan (Nov. 12), DeShawn Sims showed a variety of his back-to-basket game as he scored a career-best nine points. He went 4-for-6 from the field with three of those buckets coming on low-post moves. Sims then tied that career-best total with nine points against Wofford (Dec. 2). He went 4-for-5 from the field showing even more moves down in the post as well as a soft mid-range jumper.
- DeShawn Sims has shown to be an offensive presence in the post, but also a defensive presence as well down low. He has six blocks and two steals to go along with 15 rebounds. His 15 boards are nearly split evenly with eight offensive and seven defensive rebounds.
- DeShawn Sims played in two of the three games coming off the bench during the John Thompson Challenge at Crisler Arena. In his first collegiate game against Central Connecticut State (Nov. 10), he had two points, two rebounds and a block in six minutes of action.

## DESHAWN SIMS' CAREER AND SEASON BESTS

### POINTS

9	Wofford.....	12-2-06
9	Eastern Michigan.....	11-12-06
5	at UCLA.....	12-23-06
4	Delaware State.....	12-9-06

### FIELD GOALS

4	Wofford.....	12-2-06
4	Eastern Michigan.....	11-12-06

### FIELD GOAL ATTEMPTS

8	at UCLA.....	12-23-06
6	Eastern Michigan.....	11-12-06
5	Wofford.....	12-2-06

### 3-POINT FIELD GOALS

none

### 3-POINT FIELD GOAL ATTEMPTS

1	Wofford.....	12-2-06
1	UW-Milwaukee.....	11-15-06
1	Eastern Michigan.....	11-12-06

### FREE THROWS

2	Delaware State.....	12-9-06
2	Central Connecticut State.....	11-10-06
1	four times	

### FREE THROW ATTEMPTS

2	seven times	
	last: at UCLA.....	12-23-06

### REBOUNDS

4	Eastern Michigan.....	11-12-06
3	Delaware State.....	12-9-06
2	three times	

### OFFENSIVE REBOUNDS

2	Northern Illinois.....	12-16-06
2	Eastern Michigan.....	11-12-06
1	four times	

### DEFENSIVE REBOUNDS

2	Delaware State.....	12-9-06
2	Eastern Michigan.....	11-12-06
1	three times	

### ASSISTS

2	Eastern Michigan.....	11-12-06
1	three times	

### TURNOVERS

2	Central Connecticut State.....	11-10-06
1	six times	

### BLOCKS

3	Eastern Michigan.....	11-12-06
1	Wofford.....	12-2-06
1	Youngstown State.....	11-22-06
1	Central Connecticut State.....	11-10-06

### STEALS

1	at UCLA.....	12-23-06
1	Wofford.....	12-2-06

### MINUTES


16	at UCLA.....	12-23-06
14	Eastern Michigan.....	11-12-06
13	Delaware State.....	12-9-06
11	Wofford.....	12-2-06

## DESHAWN SIMS' CAREER STATISTICS

Year	G	S	Min	Avg	FG	FGA	FG%	3FG	3FGA	3FG%	FT	FTA	FT%	Off	Def	Reb	Avg	Foul	DQ	Ast	Avg	TO	Avg	Blk	Avg	Stl	Avg	Pts	Avg
2006-07	11	0	86	7.8	12	31	.387	0	3	.000	8	14	.571	8	7	15	1.4	8	0	5	0.5	8	0.7	6	0.5	2	0.2	32	2.9
Career	11	0	86	7.8	12	31	.387	0	3	.000	8	14	.571	8	7	15	1.4	8	0	5	0.5	8	0.7	6	0.5	2	0.2	32	2.9

## DESHAWN SIMS' BIG TEN STATISTICS

Year	G	S	Min	Avg	FG	FGA	FG%	3FG	3FGA	3FG%	FT	FTA	FT%	Off	Def	Reb	Avg	Foul	DQ	Ast	Avg	TO	Avg	Blk	Avg	Stl	Avg	Pts	Avg
2006-07	0	0	0	0.0	0	0	.000	0	0	.000	0	0	.000	0	0	0	0.0	0	0	0	0.0	0	0.0	0	0.0	0	0.0	0	0.0
Big Ten	0	0	0	0.0	0	0	.000	0	0	.000	0	0	.000	0	0	0	0.0	0	0	0	0.0	0	0.0	0	0.0	0	0.0	0	0.0



# EKPE UDOH

- Freshman-Freshman • Forward • 6-10 • 240
- Edmond, Okla. • Santa Fe High School
- Division of Kinesology
- Undecided Major
- Born May 20, 1987 in Edmond, Okla.
- Name Pronunciation:  
 first: "EPP-ay"  
 last: "YOU-doe"

## EKPE UDOH NOTABLES

• Ekpe Udoh is one of five newcomers on the Michigan roster. The 6-10 forward will give the Wolverines added depth in the frontcourt. His size and strength could have an immediate impact. Using his 7-3 wing span he has been a large factor in the Wolverines defensive push this season.

• Ekpe Udoh has quickly become the Wolverines "sixth-man" as he is the first player off the bench in the front-court. He has seen action in all 13 games this season.

• Ekpe Udoh is the only newcomer to have seen action in all 13 games this season. Coming off the bench, Udoh has played in 18.5 minutes per game and averaged 4.8 points, 4.4 rebounds and 1.8 blocks.

• Ekpe Udoh already has eight multi-block games, including a career-best four blocks twich - at N.C. State (Nov. 27) and at Miami (Ohio) (Dec. 7). He is tied for the team lead with 24 total blocks.

• Ekpe Udoh has scored in double digits in two games this season. He had a career-best 11 points against Harvard (Nov. 17) and had 10 points at N.C. State (Nov. 27). He is averaging 4.8 points in his first season.

• Ekpe Udoh is averaging 4.4 rebounds per game in his first season. He has 57 total rebounds and almost has them split evenly between offensive and defensive boards. He has 26 total boards on the offensive end with 31 on the defensive.

• Ekpe Udoh finished the game against Delaware State (Dec. 9) with a career-best eight rebounds. He topped the six boards he has had on three other occasions -- at Miami (Ohio) (Dec. 7), UW-Milwaukee on Nov. 15 and Eastern Michigan on Nov. 12. Overall, he has six games this season with five-or-more rebounds in a game.

• In his most significant game to day, Ekpe Udoh posted a career-best 11 points against Harvard (Nov. 17) as he was a perfect 5-for-5 from the field. He also added five rebounds, all on the offensive end, two blocks and two steals in a career-best 22 minutes of action against the Crimson.

• Ekpe Udoh is shooting 53.7 percent from the field. He has mixed up his buckets with inside scoring, putbacks and a soft 12-foot jumper. So far he is 29-for-54 from the field. He has twice sank a career-best five field goals against Harvard (Nov. 17) and at N.C. State (Nov. 27).

• In his very first collegiate game against Central Connecticut State (Nov. 10), Ekpe Udoh didn't score, but he had and impressive three rebounds, three blocks and two steals in 19 minutes of action.

• Ekpe Udoh had back-to-back games dishing out a career-best two assists - against Davidson (Nov. 11) and then Eastern Michigan (Nov. 12). He added his third game with two assists against Wofford (Dec. 2). In his first season he has nine assists.

• Ekpe Udoh has twice recorded a career-best two steals in a game. He had two in his first collegiate game against Central Connecticut State (Nov. 10) and had another two against Harvard (Nov. 17). He has 10 steals this season.

• With Michigan's frontcourt in foul trouble at Miami (Ohio) (Dec. 7), Ekpe Udoh came off the bench and played a career-best 29 minutes of action.

• Ekpe Udoh has played 20-or-more minutes in six games this season and is averaging 18.5 minutes per game.

## EKPE UDOH'S CAREER AND SEASON BESTS

### POINTS

11	Harvard.....	11-17-06
10	at N.C. State.....	11-27-06

### FIELD GOALS

5	at N.C. State.....	11-27-06
5	Harvard.....	11-17-06
3	three times	

### FIELD GOAL ATTEMPTS

7	at N.C. State.....	11-27-06
6	Wofford.....	12-2-06
5	five times	

### 3-POINT FIELD GOALS

none

### 3-POINT FIELD GOAL ATTEMPTS

1	at N.C. State.....	11-27-06
---	--------------------	----------

### FREE THROWS

1	at UCLA.....	12-23-06
1	at Miami (Ohio).....	12-7-06
1	Harvard.....	11-17-06
1	Davidson.....	11-11-06

### FREE THROW ATTEMPTS

4	Harvard.....	11-17-06
2	three times	

### REBOUNDS

8	Delaware Staet.....	12-9-06
6	three times	
5	two times	

### OFFENSIVE REBOUNDS

5	Harvard.....	11-17-06
4	at Miami (Ohio).....	12-7-06
3	two times	

### DEFENSIVE REBOUNDS

7	Delaware State.....	12-9-06
3	five times	
2	three times	

### ASSISTS

2	Wofford.....	12-2-06
2	Eastern Michigan.....	11-12-06
2	Davidson.....	11-11-06
1	three times	

### TURNOVERS

3	UW-Milwaukee.....	11-15-06
2	two times	

### BLOCKS

4	at Miami (Ohio).....	12-7-06
4	at N.C. State.....	11-27-06
3	two times	
2	four times	

### STEALS

2	Harvard.....	11-17-06
2	Central Connecticut State.....	11-10-06
1	six times	

### MINUTES

29	at Miami (Ohio).....	12-7-06
22	Harvard.....	11-17-06
21	Delaware State.....	12-9-06


## EKPE UDOH'S CAREER STATISTICS

Year	G	S	Min	Avg	FG	FGA	FG%	3FG	3FGA	3FG%	FT	FTA	FT%	Off	Def	Reb	Avg	Foul	DQ	Ast	Avg	TO	Avg	Blk	Avg	Stl	Avg	Pts	Avg
2006-07	13	0	241	18.5	29	54	.537	0	1	.000	4	11	.364	26	31	57	4.4	23	0	9	0.7	11	0.8	24	1.8	10	0.8	62	4.8
Career	13	0	241	18.5	29	54	.537	0	1	.000	4	11	.364	26	31	57	4.4	23	0	9	0.7	11	0.8	24	1.8	10	0.8	62	4.8

## EKPE UDOH'S BIG TEN STATISTICS

Year	G	S	Min	Avg	FG	FGA	FG%	3FG	3FGA	3FG%	FT	FTA	FT%	Off	Def	Reb	Avg	Foul	DQ	Ast	Avg	TO	Avg	Blk	Avg	Stl	Avg	Pts	Avg
2006-07	0	0	0	0.0	0	0	.000	0	0	.000	0	0	.000	0	0	0	0.0	0	0	0	0.0	0	0.0	0	0.0	0	0.0	0	0.0
Big Ten	0	0	0	0.0	0	0	.000	0	0	.000	0	0	.000	0	0	0	0.0	0	0	0	0.0	0	0.0	0	0.0	0	0.0	0	0.0





12

# ANTHONY WRIGHT

- Freshman-Freshman • Forward • 6-6 • 235
- Sterling, Va. • Oak Hill Academy
- Division of Kinesology
- Undecided Major
- Born January 1, 1988 in Fairfax, Va.
- Name Pronunciation:  
     first: common  
     last: common

## ANTHONY WRIGHT NOTABLES

- Anthony Wright has not played in a game this season and is being considered for a redshirt season.
- During Michigan's two-game exhibition season, Anthony Wright saw limited minutes off the bench in the Wolverines two exhibition wins. He had two points and a rebound in five minutes against Wayne State and followed playing in four minutes against Michigan Tech not recording a stat.
- Anthony Wright is one of five newcomers on the Michigan roster. The 6-6 forward will give the Wolverines added depth and, with his versatility, will play on the perimeter or in the frontcourt.

## ANTHONY WRIGHT'S CAREER AND SEASON BESTS

**POINTS**  
none

**FIELD GOALS**  
none

**FIELD GOAL ATTEMPTS**  
none

**3-POINT FIELD GOALS**  
none

**3-POINT FIELD GOAL ATTEMPTS**  
none

**FREE THROWS**  
none

**FREE THROW ATTEMPTS**  
none

**REBOUNDS**  
none

**OFFENSIVE REBOUNDS**  
none

**DEFENSIVE REBOUNDS**  
none

**ASSISTS**  
none

**TURNOVERS**  
none

**BLOCKS**  
none

**STEALS**  
none


**MINUTES**  
none

## ANTHONY WRIGHT'S CAREER STATISTICS

Year	G	S	Min	Avg	FG	FGA	FG%	3FG	3FGA	3FG%	FT	FTA	FT%	Off	Def	Reb	Avg	Foul	DQ	Ast	Avg	TO	Avg	Blk	Avg	Stl	Avg	Pts	Avg
2006-07	0	0	0	0.0	0	0	.000	0	0	.000	0	0	.000	0	0	0	0.0	0	0	0	0.0	0	0.0	0	0.0	0	0.0	0	0.0
Career	0	0	0	0.0	0	0	.000	0	0	.000	0	0	.000	0	0	0	0.0	0	0	0	0.0	0	0.0	0	0.0	0	0.0	0	0.0

## ANTHONY WRIGHT'S BIG TEN STATISTICS

Year	G	S	Min	Avg	FG	FGA	FG%	3FG	3FGA	3FG%	FT	FTA	FT%	Off	Def	Reb	Avg	Foul	DQ	Ast	Avg	TO	Avg	Blk	Avg	Stl	Avg	Pts	Avg
2006-07	0	0	0	0.0	0	0	.000	0	0	.000	0	0	.000	0	0	0	0.0	0	0	0	0.0	0	0.0	0	0.0	0	0.0	0	0.0
Big Ten	0	0	0	0.0	0	0	.000	0	0	.000	0	0	.000	0	0	0	0.0	0	0	0	0.0	0	0.0	0	0.0	0	0.0	0	0.0



# DAVID MERRITT

**Junior-Junior • Guard • 5-10 • 170**  
**West Bloomfield, Mich. • West Bloomfield High School**  
**Division of Kinesiology**  
**Sport Management major**  
**Born February 26, 1986 in Detroit, Mich.**  
**• Name Pronunciation:**  
**first: common**  
**last: MARE-it**

## DAVID MERRITT NOTABLES

- After two years of trying out for the Wolverines team at the October open tryouts, the third time was a charm for David Merritt. The West Bloomfield, Mich., native was asked to join the squad this past October. With the addition of Merritt, the Wolverines now have five guards on the roster.
- With the game well in hand against Eastern Michigan, the bench was cleared and David Merritt saw his first official action of his career against the Eagles. He played in three minutes and had one assist in the game.
- David Merritt played in the final minutes against Wofford and had a solid minute of action. His strong defensive pressure helped the Terriers to a late turnover, as Michigan held Wofford to under 50 points for the game. U-M won 83-49.
- Despite it not officially counting in the record books, David Merritt saw his first time on the hardwood for the Wolverines after playing in the final two minutes against Michigan Tech in the exhibition season. He did not record a stat, but did run the Wolverine offense during the final minutes.
- David Merritt has not played a competitive game of basketball since his senior year at West Bloomfield High School in 2004. He was a three-time letterwinner at West Bloomfield and averaged 25.0 points, 6.0 rebounds, 4.0 assists and 2.0 steals per game as a senior. He posted a career-best 40 against Detroit Mumford during that final season.

## DAVID MERRITT'S CAREER AND SEASON BESTS


<b>POINTS</b>	none
<b>FIELD GOALS</b>	none
<b>FIELD GOAL ATTEMPTS</b>	none
<b>3-POINT FIELD GOALS</b>	none
<b>3-POINT FIELD GOAL ATTEMPTS</b>	none
<b>FREE THROWS</b>	none
<b>FREE THROW ATTEMPTS</b>	none
<b>REBOUNDS</b>	none
<b>OFFENSIVE REBOUNDS</b>	none
<b>DEFENSIVE REBOUNDS</b>	none
<b>ASSISTS</b>	1 Eastern Michigan ..... 11-12-06
<b>BLOCKS</b>	none
<b>STEALS</b>	none
<b>TURNOVERS</b>	none
<b>MINUTES</b>	3 Eastern Michigan ..... 11-12-06
	1 Wofford ..... 12-2-06

## DAVID MERRITT'S CAREER STATISTICS

Year	G	S	Min	Avg	FG	FGA	FG%	3FG	3FGA	3FG%	FT	FTA	FT%	Off	Def	Reb	Avg	Foul	DQ	Ast	Avg	TO	Avg	Blk	Avg	Stl	Avg	Pts	Avg
2004-05	Did not play varsity basketball																												
2005-06	Did not play varsity basketball																												
2006-07	2	0	4	2.0	0	0	.000	0	0	.000	0	0	.000	0	0	0	0.0	1	0	1	0.5	0	0.0	0	0.0	0	0.0	0	0.0
<b>Career</b>	<b>2</b>	<b>0</b>	<b>4</b>	<b>2.0</b>	<b>0</b>	<b>0</b>	<b>.000</b>	<b>0</b>	<b>0</b>	<b>.000</b>	<b>0</b>	<b>0</b>	<b>.000</b>	<b>0</b>	<b>0</b>	<b>0</b>	<b>0.0</b>	<b>1</b>	<b>0</b>	<b>1</b>	<b>0.5</b>	<b>0</b>	<b>0.0</b>	<b>0</b>	<b>0.0</b>	<b>0</b>	<b>0.0</b>	<b>0</b>	<b>0.0</b>

## DAVID MERRITT'S BIG TEN STATISTICS

Year	G	S	Min	Avg	FG	FGA	FG%	3FG	3FGA	3FG%	FT	FTA	FT%	Off	Def	Reb	Avg	Foul	DQ	Ast	Avg	TO	Avg	Blk	Avg	Stl	Avg	Pts	Avg
2004-05	Did not play varsity basketball																												
2005-06	Did not play varsity basketball																												
2006-07	0	0	0	0.0	0	0	.000	0	0	.000	0	0	.000	0	0	0	0.0	0	0	0	0.0	0	0.0	0	0.0	0	0.0	0	0.0
<b>Big Ten</b>	<b>0</b>	<b>0</b>	<b>0</b>	<b>0.0</b>	<b>0</b>	<b>0</b>	<b>.000</b>	<b>0</b>	<b>0</b>	<b>.000</b>	<b>0</b>	<b>0</b>	<b>.000</b>	<b>0</b>	<b>0</b>	<b>0</b>	<b>0.0</b>	<b>0</b>	<b>0</b>	<b>0</b>	<b>0.0</b>	<b>0</b>	<b>0.0</b>	<b>0</b>	<b>0.0</b>	<b>0</b>	<b>0.0</b>	<b>0</b>	<b>0.0</b>



# PHIL DEVRIES

- **Sophomore-Sophomore • Center • 6-10 • 225**
- **Shelby Township, Mich. • Utica Eisenhower High School**
- **College of Literature, Science and the Arts**
- **Undecided major**
- **Born September 25, 1986 in Rochester Hills, Mich.**
- **Name Pronunciation:**  
     **first: common**  
     **last: "da-VREES"**

## PHIL DEVRIES NOTABLES

- With the game well in hand against Eastern Michigan, the bench was cleared and Phil DeVries saw his first official action of his career against the Eagles. He played in three minutes and grabbed a defensive rebound in the game.
- Despite it not officially counting in the record books, Phil DeVries saw his first action as a Wolverine as he played in the final two minutes against Michigan Tech in the exhibition season. He did not record a statistic during the game.
- Phil DeVries joined the Wolverine program last year, but did not play in a game during the season.
- The 6-10 shot-blocker from Shelby Township, Mich., has been a welcome addition to the team and continues to work on his overall game.

## PHIL DEVRIES' CAREER AND SEASON BESTS


<b>POINTS</b>	none
<b>FIELD GOALS</b>	none
<b>FIELD GOAL ATTEMPTS</b>	none
<b>3-POINT FIELD GOALS</b>	none
<b>3-POINT FIELD GOAL ATTEMPTS</b>	none
<b>FREE THROWS</b>	none
<b>FREE THROW ATTEMPTS</b>	none
<b>REBOUNDS</b>	1 Eastern Michigan ..... 11-12-06
<b>OFFENSIVE REBOUNDS</b>	none
<b>DEFENSIVE REBOUNDS</b>	1 Eastern Michigan ..... 11-12-06
<b>ASSISTS</b>	none
<b>BLOCKS</b>	none
<b>STEALS</b>	none
<b>TURNOVERS</b>	none
<b>MINUTES</b>	3 Eastern Michigan ..... 11-12-06

## PHIL DEVRIES' CAREER STATISTICS

Year	G	S	Min	Avg	FG	FGA	FG%	3FG	3FGA	3FG%	FT	FTA	FT%	Off	Def	Reb	Avg	Foul	DQ	Ast	Avg	TO	Avg	Blk	Avg	Stl	Avg	Pts	Avg
2005-06	0	0	0	0.0	0	0	.000	0	0	.000	0	0	.000	0	0	0	0.0	0	0	0	0.0	0	0.0	0	0.0	0	0.0	0	0.0
2006-07	1	0	3	3.0	0	0	.000	0	0	.000	0	0	.000	0	1	1	1.0	0	0	0	0.0	0	0.0	0	0.0	0	0.0	0	0.0
<b>Career</b>	<b>1</b>	<b>0</b>	<b>3</b>	<b>3.0</b>	<b>0</b>	<b>0</b>	<b>.000</b>	<b>0</b>	<b>0</b>	<b>.000</b>	<b>0</b>	<b>0</b>	<b>.000</b>	<b>0</b>	<b>1</b>	<b>1</b>	<b>1.0</b>	<b>0</b>	<b>0</b>	<b>0</b>	<b>0.0</b>	<b>0</b>	<b>0.0</b>	<b>0</b>	<b>0.0</b>	<b>0</b>	<b>0.0</b>	<b>0</b>	<b>0.0</b>

## PHIL DEVRIES' BIG TEN STATISTICS

Year	G	S	Min	Avg	FG	FGA	FG%	3FG	3FGA	3FG%	FT	FTA	FT%	Off	Def	Reb	Avg	Foul	DQ	Ast	Avg	TO	Avg	Blk	Avg	Stl	Avg	Pts	Avg
2005-06	0	0	0	0.0	0	0	.000	0	0	.000	0	0	.000	0	0	0	0.0	0	0	0	0.0	0	0.0	0	0.0	0	0.0	0	0.0
2006-07	0	0	0	0.0	0	0	.000	0	0	.000	0	0	.000	0	0	0	0.0	0	0	0	0.0	0	0.0	0	0.0	0	0.0	0	0.0
<b>Big Ten</b>	<b>0</b>	<b>0</b>	<b>0</b>	<b>0.0</b>	<b>0</b>	<b>0</b>	<b>.000</b>	<b>0</b>	<b>0</b>	<b>.000</b>	<b>0</b>	<b>0</b>	<b>.000</b>	<b>0</b>	<b>0</b>	<b>0</b>	<b>0.0</b>	<b>0</b>	<b>0</b>	<b>0</b>	<b>0.0</b>	<b>0</b>	<b>0.0</b>	<b>0</b>	<b>0.0</b>	<b>0</b>	<b>0.0</b>	<b>0</b>	<b>0.0</b>



# C.J. LEE

**Junior-Junior • Guard • 6-0 • 180**  
**Pittsford, N.Y. • Pittsford Sutherland High School**  
**College of Literature, Science and the Arts**

**Undecided major**

**Born October 17, 1985 in Saginaw, Mich.**

**• Name Pronunciation:**

**first: common**

**last: common**

TRANSFER

2

## C.J. LEE NOTABLES

• C.J. Lee is a transfer from Manhattan College, where he spent two years playing as a guard. He played in 36 career games with the Jaspers averaging 0.5 points, 0.6 rebounds and 0.5 assists. Following his sophomore season, the Saginaw, Mich., native decided to transfer to Michigan for academic reasons. After he made the transfer complete, he looked into the possibility of joining the Wolverine program. During the summer he became a full member of the Wolverines squad.

• C.J. Lee will have to sit out the 2006-07 season due to NCAA transfer rules. He played two years at Manhattan College before coming to Ann Arbor. He will not be able to dress for home games or travel to road games, but will be able to practice fully with the Wolverines.

## C.J. LEE PRIOR TO MICHIGAN

### • Sophomore (2005-06) at Manhattan College

Played at Manhattan College ... MAAC All-Academic ... Helped the Jaspers to a 20-11 overall record ... Helped Manhattan to the Metro-Atlantic Athletic Conference regular season title with a 14-4 record and the No. 1 seed in the MAAC Tournament ... Helped Manhattan to a second round appearance in the Postseason NIT ... Appeared in 25 games coming off the bench ... Averaged 0.4 points (nine total), 0.6 rebounds (15 total) and 0.5 assists (13 total) ... Scored a season-best two-points, four-times ... Had a career-best four rebounds at Siena (Jan. 30) ... Passed out a career-best three assists, two times – against Long Beach State (Feb. 18) and at Canisius (Feb. 11) ... Played in a career-best 12 minutes against Niagara (Feb. 3).

### • Freshman (2004-05) at Manhattan College

Played at Manhattan College ... Helped the Jaspers to a 15-14 overall record ... Helped Manhattan to the No. 6 seed in the MAAC Tournament and advanced to the second round ... Appeared in 11 games coming off the bench ... Averaged 0.7 points (eight total), 0.5 rebounds (six total) and 0.5 assists (six total) ... Played in first collegiate game against Fordham (Nov. 27) ... Posted two points, two assists, one rebound, and one steal, all collegiate firsts, in nine minutes vs. North Dakota State (Jan. 5) ... Scored a career-best three points at Rider (Jan. 27) ... Recorded first collegiate block against Canisius (Feb. 24) ... Tallied one assist, one block, and one rebound vs. Loyola at MAAC Tournament (3/4).

## C.J. LEE'S CAREER BESTS

### POINTS

3 at Rider..... 1-27-05  
 2 six times

### FIELD GOALS

1 at Rider..... 1-27-05  
 1 North Dakota State ..... 1-5-05

### FIELD GOAL ATTEMPTS

4 Long Beach State..... 2-18-06  
 3 Niagara..... 2-3-06

### 3-POINT FIELD GOALS

1 at Rider..... 1-27-05

### 3-POINT FIELD GOAL ATTEMPTS

2 Long Beach State..... 2-18-06  
 2 Niagara..... 2-3-06  
 1 eight times

### FREE THROWS

2 at Siena..... 1-30-06  
 2 at St. Peter's..... 2-27-05  
 1 two times

### FREE THROW ATTEMPTS

2 five times  
 1 at Seton Hall ..... 11-14-05

### REBOUNDS

4 Long Beach State..... 2-18-06  
 4 at Siena..... 1-30-06  
 3 Niagara..... 2-3-06

### OFFENSIVE REBOUNDS

2 Long Beach State..... 2-18-06  
 2 at St. Peter's..... 2-27-05

### DEFENSIVE REBOUNDS

4 at Siena..... 1-30-06  
 2 three times

### ASSISTS

3 Long Beach State..... 2-18-06  
 3 at Canisius..... 2-11-06  
 2 three times

### TURNOVERS

2 Long Beach State..... 2-18-06  
 2 Niagara..... 2-3-06  
 1 five times

### BLOCKS

1 Niagara..... 2-3-06  
 1 Loyola College..... 3-4-05  
 1 Canisius..... 2-24-05

### STEALS

1 at Niagara ..... 2-13-06  
 1 Loyola College..... 2-5-06  
 1 North Dakota State ..... 1-5-05

### MINUTES

12 Niagara..... 2-3-06  
 11 Long Beach State..... 2-18-06


## C.J. LEE'S CAREER STATISTICS

Year	G	S	Min	Avg	FG	FGA	FG%	3FG	3FGA	3FG%	FT	FTA	FT%	Off	Def	Reb	Avg	Foul	DQ	Ast	Avg	TO	Avg	Blk	Avg	Stl	Avg	Pts	Avg
2004-05#	11	0	37	3.4	2	5	.400	1	3	.333	3	4	.750	2	4	6	0.5	1	0	6	0.5	2	0.2	0.2	1	0.1	0.1	8	0.7
2005-06#	25	0	108	4.3	3	17	.176	0	9	.000	3	7	.429	5	10	15	0.6	17	0	13	0.5	7	0.3	1	0.0	2	0.1	9	0.4
2006-07	0	0	0	0.0	0	0	.000	0	0	.000	0	0	.000	0	0	0	0.0	0	0	0	0.0	0	0.0	0	0.0	0	0.0	0	0.0
<b>Career</b>	<b>36</b>	<b>0</b>	<b>145</b>	<b>4.0</b>	<b>5</b>	<b>22</b>	<b>.227</b>	<b>1</b>	<b>12</b>	<b>.083</b>	<b>6</b>	<b>11</b>	<b>.545</b>	<b>7</b>	<b>14</b>	<b>21</b>	<b>0.6</b>	<b>18</b>	<b>0</b>	<b>19</b>	<b>0.5</b>	<b>9</b>	<b>0.3</b>	<b>3</b>	<b>0.1</b>	<b>3</b>	<b>0.1</b>	<b>17</b>	<b>0.5</b>

## C.J. LEE'S BIG TEN STATISTICS

Year	G	S	Min	Avg	FG	FGA	FG%	3FG	3FGA	3FG%	FT	FTA	FT%	Off	Def	Reb	Avg	Foul	DQ	Ast	Avg	TO	Avg	Blk	Avg	Stl	Avg	Pts	Avg
2004-05^	8	0	25	3.1	1	3	.333	1	2	.500	3	4	.750	2	2	4	0.5	1	0	3	0.4	2	0.3	1	0.1	0	0.0	6	0.8
2005-06^	16	0	89	5.6	3	14	.214	0	6	.000	3	6	.500	4	10	14	0.9	15	0	13	0.8	6	0.4	1	0.1	2	0.1	9	0.6
2006-07	0	0	0	0.0	0	0	.000	0	0	.000	0	0	.000	0	0	0	0.0	0	0	0	0.0	0	0.0	0	0.0	0	0.0	0	0.0
<b>Big Ten</b>	<b>24</b>	<b>0</b>	<b>114</b>	<b>4.8</b>	<b>4</b>	<b>17</b>	<b>.235</b>	<b>1</b>	<b>8</b>	<b>.125</b>	<b>6</b>	<b>10</b>	<b>.600</b>	<b>6</b>	<b>12</b>	<b>18</b>	<b>0.8</b>	<b>16</b>	<b>0</b>	<b>16</b>	<b>0.7</b>	<b>8</b>	<b>0.3</b>	<b>2</b>	<b>0.1</b>	<b>2</b>	<b>0.1</b>	<b>15</b>	<b>0.6</b>

# - Statistics from Manhattan College; ^ - Conference Statistics from Metro Atlantic Athletic Conference (MAAC)



# ZACK GIBSON

- **Sophomore-Sohomore • Forward • 6-10 • 220**
- **Grand Blanc, Mich. • Grand Blanc High School**
- **Division of Kinesiology**
- **Undecided major**
- **Born September 7, 1987 in Flint, Mich.**
- **Name Pronunciation:**  

<b>first: common</b>
<b>last: common</b>

## ZACK GIBSON NOTABLES

• Zack Gibson is a transfer from Rutgers University, where he spent one year playing as center. He played in 10 games as a freshman with the Scarlet Knights averaging 1.1 points, 1.0 rebounds and 0.2 blocks.

• Zack Gibson will have to sit out the 2006-07 season due to NCAA transfer rules. He played one season at Rutgers before coming to Ann Arbor. He will not be able to dress for home games or travel to road games, but will be able to practice fully with the Wolverines.

• Zack Gibson is a former high school teammate of Wolverine freshman K'Len Morris. The duo played together for a two seasons at Grand Blanc High School during the 2004 and 2005 seasons. During that two year span, the duo helped Grand Blanc to a 42-6 record, the 2005 Big Nine Championship and the school's first regional championship game appearance since 1959.

## ZACK GIBSON PRIOR TO MICHIGAN

### • Freshman (2005-06) at Rutgers University

Played at Rutgers University ... Helped Scarlet Knights to 19-14 overall record ... Earned the No. 10 seed at the Big East Tournament ... Helped Rutgers to the second round of the Postseason NIT ... Decided to transfer after the season ... Played in 10 games coming off the bench ... Averaged 1.1 points and 1.0 rebounds per game ... Played in 4.5 minutes per game ... Recorded two blocks and one steal ... Made collegiate debut against Austin Peay (Nov. 20) in season-opener, recorded one rebound in four minutes of action ... Had a career-best five points, four rebounds and went 3-for-4 from the free throw line against St. Thomas Aquinas (Dec. 12) ... Played in a career-best nine minutes two times - Maryland Eastern Shores (Dec. 7) and St. Thomas Aquinas ... Scored two points in final minute against Villanova (March 9, 2006) in second round of Big East Tournament.

## ZACK GIBSON'S CAREER BESTS

### POINTS

5	St. Thomas Aquinas.....	12-12-05
2	vs. Villanova.....	3-9-06
2	Maryland-Eastern Shores.....	12-7-05
2	vs. Illinois.....	11-26-05

### FIELD GOALS

1	vs. Villanova.....	3-9-06
1	St. Thomas Aquinas.....	12-12-05
1	vs. Illinois.....	11-26-05

### FIELD GOAL ATTEMPTS

4	St. Thomas Aquinas.....	12-12-05
3	Maine.....	12-15-05
3	Maryland-Eastern Shores.....	12-7-05
3	vs. Illinois.....	11-26-05
2	three times	

### 3-POINT FIELD GOALS

none

### 3-POINT FIELD GOAL ATTEMPTS

1	vs. Villanova.....	3-9-06
---	--------------------	--------

### FREE THROWS

3	St. Thomas Aquinas.....	12-12-05
2	Maryland-Eastern Shores.....	12-7-05

### FREE THROW ATTEMPTS

4	St. Thomas Aquinas.....	12-12-05
2	Maryland-Eastern Shores.....	12-7-05

### REBOUNDS

4	St. Thomas Aquinas.....	12-12-05
2	Maryland-Eastern Shores.....	12-7-05
1	four times	

### OFFENSIVE REBOUNDS

1	Maryland-Eastern Shores.....	12-7-05
---	------------------------------	---------

### DEFENSIVE REBOUNDS

4	St. Thomas Aquinas.....	12-12-05
2	Maryland-Eastern Shores.....	12-7-05
1	five times	

### ASSISTS

none

### TURNOVERS

2	St. Thomas Aquinas.....	12-12-05
---	-------------------------	----------

### BLOCKS

1	St. Thomas Aquinas.....	12-12-05
1	Maryland-Eastern Shores.....	12-7-05

### STEALS

1	at Notre Dame.....	2-8-06
---	--------------------	--------

### MINUTES

9	St. Thomas Aquinas.....	12-12-05
9	Maryland-Eastern Shores.....	12-7-05
5	Maine.....	12-15-05
4	three times	

## ZACK GIBSON'S CAREER STATISTICS

Year	G	S	Min	Avg	FG	FGA	FG%	3FG	3FGA	3FG%	FT	FTA	FT%	Off	Def	Reb	Avg	Foul	DQ	Ast	Avg	TO	Avg	Blk	Avg	Stl	Avg	Pts	Avg
2005-06#	10	0	45	4.5	3	20	.150	0	1	.000	5	9	.556	1	9	10	1.0	7	0	0	0.0	2	0.2	2	0.2	1	0.1	11	1.1
2006-07	0	0	0	0.0	0	0	.000	0	0	.000	0	0	.000	0	0	0	0.0	0	0	0	0.0	0	0.0	0	0.0	0	0.0	0	0.0
Career	10	0	45	4.5	3	20	.150	0	1	.000	5	9	.556	1	9	10	1.0	7	0	0	0.0	2	0.2	2	0.2	1	0.1	11	1.1

## ZACK GIBSON'S BIG TEN STATISTICS

Year	G	S	Min	Avg	FG	FGA	FG%	3FG	3FGA	3FG%	FT	FTA	FT%	Off	Def	Reb	Avg	Foul	DQ	Ast	Avg	TO	Avg	Blk	Avg	Stl	Avg	Pts	Avg
2005-06^	3	0	7	2.3	0	3	.000	0	0	.000	0	0	.000	1	1	2	0.7	2	0	0	0.0	0	0.0	0	0.0	1	0.3	0	0.0
2006-07	0	0	0	0.0	0	0	.000	0	0	.000	0	0	.000	0	0	0	0.0	0	0	0	0.0	0	0.0	0	0.0	0	0.0	0	0.0
Big Ten	3	0	7	2.3	0	3	.000	0	0	.000	0	0	.000	1	1	2	0.7	2	0	0	0.0	0	0.0	0	0.0	1	0.3	0	0.0

# - Statistics from Rutgers University; ^ - Conference Statistics from Big East Conference

# 2006-07: SCHEDULE

**OVERALL** ..... 11-2      **BIG TEN** ..... 0-0  
**HOME** ..... 10-0      **HOME** ..... 0-0  
**AWAY** ..... 1-2      **AWAY** ..... 0-0  
**NEUTRAL** ..... 0-0      **NEUTRAL** ..... 0-0

**2006-07 Schedule Legends** (% sellouts)  
 (1) John Thompson Challenge, Ann Arbor, Mich. (Crisler Arena)  
 (2) John Thompson Challenge Finale, host 1 vs. host 2, Ann Arbor, Mich. (Crisler Arena)  
 (3) ACC/Big Ten Challenge, Raleigh, N.C. (RBC Center)  
 \* Big Ten Conference game

*Rankings are listed as Associated Press, then ESPN/USA Today Coaches Poll  
 All Game tipoff times are listed by EASTERN Time Zone*

## EXHIBITION SEASON

Date	Opponent	Result	Attendance	Top Scorer	Rebounds	Assists	Steals	Blocks
Nov. 2	WAYNE STATE	W, 85-51	6,874	Abram (19)	Petway (8)	Harris (5)	Smith (2)	Petway (4)
Nov. 5	MICHIGAN TECH	W, 85-50	7,185	C. Sims (21)	C. Sims (6)	Smith (6)	Abram (3)	C. Sims (2)

## REGULAR SEASON

Date	Opponent	Result	Attendance	Top Scorer	Rebounds	Assists	Steals	Blocks
Nov. 10	CENTRAL CONNECTICUT ST. (1)	W, 60-40	8,426	Harris (19)	C. Sims (9)	Abram (5)	Baker (2) Udoh (2)	Udoh (3)
Nov. 11	DAVIDSON (1)	W, 78-68	8,762	Harris (21)	Petway (13)	Harris (6)	Smith (3)	Petway (1)
Nov. 12	EASTERN MICHIGAN (1)	W, 80-51	8,958	C. Sims (17)	Petway (9)	Harris (5)	Shepherd (4)	D. Sims (3)
Nov. 15	UW-MILWAUKEE (2)	W, 66-59	8,102	C. Sims (26)	Petway (11)	Abram (6)	Harris (4)	Petway (3)
Nov. 17	HARVARD	W, 82-50	7,148	Coleman (20)	C. Sims (6)	Abram (7)	Abram (5)	Petway (4)
Nov. 22	YOUNGSTOWN STATE	W, 65-56	7,691	C. Sims (18)	Petway (10)	Harris (7)	Abram (3)	Udoh (2)
Nov. 25	UMBC (ESPN-360)	W, 66-54	9,078	C. Sims (18)	C. Sims (12)	Harris (8)	Abram (1)	C. Sims (4)
Nov. 27	at N.C.State (ESPN2) (3)	L, 67-74	13,135	Harris (24)	Petway (9)	Harris (5)	Harris (1) Abram (3)	Petway (5)
Dec. 2	WOFFORD	W, 83-49	8,117	Sims (19)	Petway (8)	Harris (10)	Harris (2)	Sims (3)
Dec. 7	at Miami (Ohio) (ESPNU)	W, 62-56	6,112	Harris (20)	C. Sims (8)	Harris (3)	Three with (2)	Udoh (4)
Dec. 9	DELAWARE STATE	W, 70-43	9,449	Harris (16)	Petway (10)	Harris (4) Shepherd (4)	Four with (1)	Udoh (3)
Dec. 16	NORTHERN ILLINOIS (ESPN-L)	W, 67-52	10,317	C. Sims (21)	C. Sims (13)	Harris (5)	Three with (2)	C. Sims (3)
Dec. 23	at 1/1 UCLA (CBS)	L, 55-92	11,867	C. Sims (13)	Petway (7)	Smith (5)	C. Sims (1) D. Sims (1)	C. Sims (5)
Dec. 28	ARMY (EPSN-L)	8:05 p.m.						
Dec. 30	GEORGETOWN (ESPN2)	12:02 p.m.						
Jan. 3	ILLINOIS* (ESPN-L)	8 p.m.						
Jan. 6	at Northwestern* (ESPN-R)	2:32 p.m.						
Jan. 13	at Purdue* (ESPN-L)	8 p.m.						
Jan. 17	PENN STATE* (ESPN-L)	8 p.m.						
Jan. 20	PURDUE* (ESPN-R)	12:17 p.m.						
Jan. 24	at Wisconsin* (ESPN-L)	9 p.m.						
Jan. 27	at Indiana* (ESPN)	Noon						
Jan. 31	IOWA* (ESPN-L)	8 p.m.						
Feb. 6	at Ohio State* (ESPN)	7 p.m.						
Feb. 10	MINNESOTA* (ESPN-L)	8 p.m.						
Feb. 13	at Michigan State* (ESPN)	9 p.m.						
Feb. 17	INDIANA* (ESPN)	4 p.m.						
Feb. 21	at Illinois* (ESPNU)	9 p.m.						
Feb. 24	at Minnesota* (ESPN-R)	2:32 p.m.						
Feb. 27/28	MICHIGAN STATE* (TV TBD)	TBD						
March 3	OHIO STATE* (TV TBD)	TBD						

## 2007 BIG TEN TOURNAMENT (Chicago, Ill. - United Center)

Date	Opponent	Result	Attendance	Top Scorer	Rebounds	Assists	Steals	Blocks
March 8	vs. Big Ten First Round	TBD						
March 9	vs. Big Ten Quarterfinal	TBD						
March 10	vs. Big Ten Semifinal	TBD						
March 11	vs. Big Ten Championship	3:30 p.m.						

## 2006-07 Michigan Basketball Attendance - All Games

Site	Games	Total	Average
Home	10	86,048	8,605
Road	3	31,123	10,374
Neutral	-	-	-
<b>Totals</b>	<b>13</b>	<b>117,171</b>	<b>9,013</b>

## 2006-07 Michigan Basketball Attendance - Big Ten Games

Site	Games	Total	Average
Home	-	-	-
Road	-	-	-
Neutral	-	-	-
<b>Totals</b>	<b>-</b>	<b>-</b>	<b>-</b>

# GAME SUMMARIES AND BOX SCORE: 2006-07 SEASON

<b>G A M E</b>	<b>1x</b>	<b>MICHIGAN</b> ..... <b>85</b>
		<b>Wayne State</b> ..... <b>51</b>
		<b>November 2, 2006 • Crisler Arena</b>
		<b>Ann Arbor, Mich.</b>

No.	Michigan	FG	3FG	FT	O-D	TOT	F	TP	A	TO	BLK	S	MIN			
23	Brent Petway, f	2-6	0-0	1-4	0-8	8	2	5	2	1	4	0	20			
24	Ron Coleman, w	4-6	0-1	0-0	1-2	3	2	8	1	1	0	0	18			
32	Lester Abram, w	6-9	3-4	4-4	2-0	2	2	19	2	1	0	0	24			
44	Courtney Sims, c	2-4	0-0	1-1	1-1	2	0	5	1	1	1	1	16			
5	Dion Harris, g	5-10	3-6	0-0	1-5	6	1	13	5	0	0	1	26			
1	Jerret Smith	1-2	1-1	0-0	1-3	4	3	3	4	0	0	2	17			
3	K'Len Morris	1-3	0-2	0-0	0-0	0	2	2	2	0	0	0	9			
4	DeShawn Sims	2-7	0-0	2-5	1-1	2	2	6	1	1	0	0	13			
10	Reed Baker	4-4	4-4	1-2	2-3	5	0	13	1	2	0	0	16			
12	Anthony Wright	1-1	0-0	0-0	1-0	1	0	2	0	0	0	0	5			
15	Jevohn Shepherd	0-3	0-1	0-0	0-1	1	1	0	0	1	0	0	11			
21	Kendric Price	3-3	1-1	0-1	0-0	0	1	7	1	0	0	0	6			
22	Ekpe Udoh	1-4	0-0	0-1	0-4	4	2	2	2	2	1	1	19			
<b>TEAM</b>																
<b>TOTALS</b>					32-62	12-20	9-18	11-29	40	18	85	22	10	6	5	200
<b>TOTAL FG%:</b>		1st half	13-27	.481	2nd half	19-35	.543	Game	32-62	.516	<b>DBR:</b>		3			
<b>3-Pt. FG%:</b>		1st half	5-8	.625	2nd half	7-12	.583	Game	12-20	.600						
<b>FT%:</b>		1st half	5-8	.625	2nd half	4-10	.400	Game	9-18	.500						



Courtney Sims helped the Wolverines to an 85-50 win over Michigan Tech with 21 points on 9-for-11 shooting. He added six rebounds, two blocks, two steals and an assist in 19 minutes of action.

No.	Wayne State	FG	3FG	FT	O-D	TOT	F	TP	A	TO	BLK	S	MIN			
40	Jason Saddler, f	2-4	0-0	0-0	1-3	4	4	4	2	1	0	1	27			
4	Kris Krzyminski, g	5-18	4-11	5-8	1-5	6	0	19	3	5	0	0	38			
10	Joe Carr, g	1-4	1-2	0-0	0-0	0	2	3	2	3	0	1	25			
23	Wynn Sarden, g	2-6	2-4	0-0	0-8	8	3	6	0	2	0	1	31			
34	Will Pierce, g	5-13	2-3	3-5	2-4	6	4	15	1	2	1	1	33			
12	Darre Johnson	0-0	0-0	0-0	0-0	0	0	0	0	1	0	0	1			
22	Jerry Oden	0-0	0-0	0-0	0-2	2	4	0	1	1	1	0	21			
32	Lendyn Davis	1-6	0-3	0-0	1-0	1	0	2	4	4	0	0	17			
42	Michael Henderson	1-1	0-0	0-0	1-1	2	2	2	0	0	0	0	7			
<b>TEAM</b>																
<b>TOTALS</b>					17-52	9-23	8-13	9-25	34	19	51	13	20	2	4	200
<b>TOTAL FG%:</b>		1st half	5-27	.185	2nd half	12-25	.480	Game	17-52	.327	<b>DBR:</b>		2			
<b>3-Pt. FG%:</b>		1st half	2-9	.222	2nd half	7-14	.500	Game	9-23	.391						
<b>FT%:</b>		1st half	4-8	.500	2nd half	4-5	.800	Game	8-13	.615						


**Technical fouls:** none  
**Officials:** Ted Hillary, Jerry Sauder, Lamont Simpson  
**Attendance:** 6,874

**score by periods**  
 Michigan 36-49 85  
 Wayne State 16-35 51

## Wolverines Dominate Wayne State in Exhibition Win

**ANN ARBOR, Mich.** -- Michigan opened its 2006-07 season with an 85-51 exhibition win over Wayne State at Crisler Arena. The Wolverines used stifling defense to hold the Warriors to just 16 first half points, limiting to Wayne State to just 18.5-percent from the floor (5-for-27), and holding WSU scoreless for almost seven minutes. Michigan built up a 20-point lead by halftime, which was never relinquished as the Maize and Blue controlled play throughout the second half en route to the victory.

Lester Abram led a trio of double-digit scorers with a team-high 19 points on 6-for-9 shooting, including 3-for-4 downtown and a perfect 4-for-4 from the charity stripe. Abram also collected two rebounds and a pair of assists in 24 minutes of action. Dion Harris complemented Abram in the backcourt, with 13 points on 5-for-10 shooting in addition to tallying six rebounds, five assists and a steal. Rounding out the double-digit scorers was Reed Baker who finished with 13 points on 4-for-4 shooting, all coming from three-point range. He also had five rebounds and an assist. Brent Petway added five points, eight defensive rebounds, two assists and four blocks.



Lester Abram led the Wolverines with 19 points on 6-for-9 shooting from the field, including three triples in U-M's exhibition win over Wayne State.

## Defense Helps Wolverines Close Out Michigan Tech

**ANN ARBOR, Mich.** -- Michigan capped off its exhibition season with 85-50 victory over Michigan Tech this afternoon (Nov. 5) at Crisler Arena. With Michigan taking a 26-point first half lead, the Huskies could never recover against a Wolverines defense that held Michigan Tech to 19-for-50 shooting, while forcing 24 turnovers. The Maize and Blue outrebounced Michigan Tech 33-to-25, in addition to connecting on 13 more free-throws than the Huskies.

Courtney Sims led all scorers with 21 points on 9-for-11 shooting, also recording six rebounds, two blocks and a pair of steals in 19 minutes of action. Lester Abram produced 14 points, while shooting 2-for-3 beyond the arc and a perfect 4-for-4 from the free-throw line. Abram added three rebounds, three steals and two assists. Ekpe Udoh rounded out the double-digit scorers with 10 points on 5-for-6 shooting, in addition to snagging two rebounds, an assist and a block.

<b>G A M E</b>	<b>2x</b>	<b>MICHIGAN</b> ..... <b>85</b>
		<b>Michigan Tech</b> ..... <b>50</b>
		<b>November 5, 2006 • Crisler Arena</b>
		<b>Ann Arbor, Mich.</b>

No.	Michigan	FG	3FG	FT	O-D	TOT	F	TP	A	TO	BLK	S	MIN			
24	Ron Coleman, w	4-8	0-2	1-1	4-1	5	2	9	1	1	0	1	22			
32	Lester Abram, w	4-7	2-3	4-4	0-3	3	2	14	2	0	0	3	21			
44	Courtney Sims, c	9-11	0-0	3-6	1-5	6	2	21	1	2	2	2	19			
1	Jerret Smith, g	0-1	0-1	0-0	0-3	3	1	0	6	4	0	1	23			
5	Dion Harris, g	3-6	1-4	2-2	0-2	2	0	9	4	2	1	1	24			
3	K'Len Morris	3-5	1-2	0-0	1-2	3	1	7	1	3	0	0	15			
4	DeShawn Sims	2-5	0-0	0-3	1-1	2	3	4	1	1	0	1	15			
10	Reed Baker	1-2	1-2	0-0	0-2	2	0	3	1	0	0	0	13			
12	Anthony Wright	0-0	0-0	0-0	0-0	0	0	0	0	0	0	0	4			
15	Jevohn Shepherd	0-3	0-1	8-8	0-3	3	2	8	3	0	0	2	14			
21	Kendric Price	0-0	0-0	0-0	0-0	0	1	0	1	0	1	0	4			
22	Ekpe Udoh	5-6	0-0	1-1	1-1	2	3	10	1	2	1	0	22			
30	David Merritt	0-0	0-0	0-0	0-0	0	0	0	0	0	0	0	2			
40	Phil DeVries	0-0	0-0	0-0	0-0	0	0	0	0	0	0	0	2			
<b>TEAM</b>																
<b>TOTALS</b>					21-56	7-18	19-26	16-21	37	16	68	13	15	5	9	200
<b>TOTAL FG%:</b>		1st half	10-25	.400	2nd half	11-31	.355	Game	27-65	.415	<b>DBR:</b>		4			
<b>3-Pt. FG%:</b>		1st half	3-8	.375	2nd half	4-10	.400	Game	5-16	.313						
<b>FT%:</b>		1st half	10-14	.714	2nd half	2-2	1.000	Game	4-5	.800						

No.	Michigan Tech	FG	3FG	FT	O-D	TOT	F	TP	A	TO	BLK	S	MIN			
21	Tim Strom, f	1-5	1-4	0-0	0-3	3	4	3	0	5	1	0	20			
34	Ed Ross, c	2-3	0-0	0-0	0-2	2	3	4	0	1	0	0	8			
3	Robby Springborn, g	4-4	2-2	0-0	0-2	2	0	10	3	3	0	0	30			
4	Josh Makela, g	0-2	0-0	0-0	0-2	2	1	0	1	1	0	0	12			
22	Radayl Richardson, g	4-13	2-6	0-1	1-2	3	2	10	0	4	0	0	28			
12	Sean Geary	1-4	0-1	0-0	0-0	0	0	2	3	2	0	0	17			
20	Kevin Maloney	4-5	2-3	0-0	1-1	2	1	10	2	3	0	0	18			
30	Chris Novak	0-1	0-0	0-0	0-0	0	0	0	0	0	0	0	6			
32	Georgio Holt (fo, 2nd 4:59)	0-3	0-1	0-0	0-0	0	5	0	0	1	0	0	7			
40	Fedrick Bowe	0-1	0-0	3-4	0-0	0	2	3	0	0	0	1	9			
42	Steven Waudby	1-2	0-0	0-0	1-1	2	0	2	0	0	0	0	7			
44	Kris Alpers	2-6	0-0	1-3	2-0	2	3	5	0	2	0	1	14			
50	Chris Baugh	0-0	0-0	1-2	3-1	4	2	1	0	2	1	1	18			
54	Kyle Pullen	0-1	0-1	0-0	0-0	0	1	0	1	0	0	0	6			
<b>TEAM</b>																
<b>TOTALS</b>					19-50	7-18	5-10	8-18	26	24	50	10	24	2	3	200
<b>TOTAL FG%:</b>		1st half	8-25	.320	2nd half	11-25	.444	Game	19-50	.380	<b>DBR:</b>		3, 2			
<b>3-Pt. FG%:</b>		1st half	4-12	.333	2nd half	3-6	.500	Game	7-18	.389						
<b>FT%:</b>		1st half	0-0	.000	2nd half	5-10	.500	Game	5-10	.500						

**Technical fouls:** none  
**Officials:** Tom Eades, Tim Hutchinson, Winston Stith  
**Attendance:** 7,185

**score by periods**  
 Michigan 43-42 85  
 Michigan Tech 20-30 50

# GAME SUMMARIES AND BOX SCORE: 2006-07 SEASON

<b>G A M E</b>	<b>1</b>	<b>MICHIGAN</b> ..... <b>60</b>
		<b>Central Connecticut State</b> ..... <b>40</b>
		<b>November 10, 2006 • Crisler Arena</b>
		<b>Ann Arbor, Mich. • John Thompson Challenge</b>

No.	Michigan (1-0)	FG	3FG	FT	O-D	TOT	F	TP	A	TO	BLK	S	MIN
24	Ron Coleman, w	5-8	0-2	0-0	1-2	3	0	10	1	1	1	0	28
32	Lester Abram, w	3-8	1-3	3-4	2-4	6	2	10	5	2	1	0	29
23	Brent Petway, f	0-0	0-0	1-2	3-4	7	4	1	2	2	0	0	18
44	Courtney Sims, c	3-5	0-0	1-2	2-7	9	2	7	1	3	1	0	23
5	Dion Harris, g	6-10	5-8	2-4	0-2	2	0	19	3	1	0	1	28
1	Jerret Smith	2-4	1-3	1-2	1-1	2	1	6	3	2	0	1	22
3	K'Len Morris	0-0	0-0	0-0	0-0	0	0	0	0	0	0	0	3
4	DeShawn Sims	0-0	0-0	2-2	1-1	2	0	2	0	2	1	0	6
10	Reed Baker	0-3	0-2	0-0	0-0	0	2	0	0	1	0	2	7
15	Jevohn Shepherd	2-4	1-2	0-0	0-3	3	2	5	0	1	0	1	13
21	Kendric Price	0-1	0-0	0-0	0-1	1	0	0	1	1	0	0	4
22	Ekpe Udoh	0-1	0-0	0-0	0-3	3	1	0	0	1	3	2	19
<b>TEAM</b>					0-1		1		1		7		200
<b>TOTALS</b>		21-44	8-20	10-16	10-29	39	14	60	16	17	7	7	200
<b>TOTAL FG%:</b>		1st half 9-25	.360	2nd half 12-19	.632	Game 21-44		.477	<b>DBR:</b>		4		
<b>3-Pt. FG%:</b>		1st half 2-11	.182	2nd half 6-9	.667	Game 8-20		.400					
<b>FT%:</b>		1st half 3-4	.750	2nd half 7-12	.583	Game 10-16		.625					

No.	CCSU (0-1)	FG	3FG	FT	O-D	TOT	F	TP	A	TO	BLK	S	MIN
5	Obie Nwadike, f	1-6	0-0	3-4	5-4	9	3	5	0	2	0	0	26
22	Jemino Sobers, f	1-3	0-0	1-2	3-1	4	4	3	1	2	2	1	17
1	Dannie Powell, g	0-3	0-0	3-8	0-1	1	1	3	2	3	0	1	26
35	Tristan Blackwood, g	1-9	1-8	0-0	1-1	2	0	3	1	3	0	3	35
44	Jvaier Mojica, g (fo, 7:32)	2-6	1-3	0-0	1-1	2	5	5	0	1	0	0	15
3	Jeremy Myers	3-5	2-3	0-0	1-0	1	1	8	2	1	0	1	16
32	Joe Seymore	5-14	3-11	0-0	1-2	3	1	13	2	2	0	0	26
33	Chris Winters	0-4	0-3	0-0	2-1	3	1	0	0	0	1	1	25
42	Alen Redzic	0-3	0-0	0-0	0-3	3	2	0	0	0	0	0	9
50	Ingo Beaudet	0-0	0-0	0-0	1-0	1	0	0	0	0	0	0	5
<b>TEAM</b>					0-1		1		1		7		200
<b>TOTALS</b>		13-53	7-28	7-14	15-15	30	18	40	8	15	3	7	200
<b>TOTAL FG%:</b>		1st half 4-26	.154	2nd half 9-27	.333	Game 13-53		.245	<b>DBR:</b>		3		
<b>3-Pt. FG%:</b>		1st half 3-16	.188	2nd half 4-12	.333	Game 7-28		.250					
<b>FT%:</b>		1st half 3-8	.375	2nd half 4-6	.667	Game 7-14		.500					

**Technical fouls:** none  
**Officials:** Donnee Gray, Phil Bova, J.D. Collins  
**Attendance:** 8,426

**score by periods**  
 Michigan 23-37 60  
 CCSU 14-26 40

## Harris' 19-points Leads U-M to Season Opening Win


**ANN ARBOR, Mich.** -- Michigan opened its 2006-07 season with a rousing 60-40 victory over Central Connecticut State at Crisler Arena. Tipping off an hour later than expected due to game one of the John Thompson Challenge, where Davidson defeated Eastern Michigan 81-77, both teams struggled to find an offensive rhythm in the first half. However, the Wolverines regrouped, shooting 12-for-19 from the field, including 6-for-9 from beyond the arc, after halftime.

Dion Harris led a trio of double-digit scoring Wolverines with a game high 19 points on 6-for-10 shooting, including 5-for-8 from three-point range. He also collected three assists, two rebounds and a steal in 28 minutes of playing time. Ron Coleman had 10 points on 5-for-8 shooting from the field, in addition to three rebounds, an assist and a block. Coleman scored eight of his 10 points in the first half to lead U-M. Lester Abram rounded out the scoring with 10 points on 3-for-8 shooting. He also tallied six boards, five assists and a block. Courtney Sims produced a solid all-around game with seven points on 3-for-5 shooting and nine rebounds.



*John Thompson Foundation  
"Basketball Challenge"*  
November 10, 11, 12, 2006

**Dion Harris helped lead U-M to a season-opening win with 19 points on 5-for-8 shooting from long range. He added three assists and a steal in 28 minutes**



*John Thompson Foundation  
"Basketball Challenge"*

November 10, 11, 12, 2006

**Courtney Sims helped the Wolverines to a 10-point win over Davidson after scoring 21 points after going 7-for-9 from the field and from the free throw line. He add three rebounds and one steal.**

## Inside-Outside Combo Helps Wolverines Past Davidson

**ANN ARBOR, Mich.** -- Led by the Maize and Blue duo of Dion Harris and Courtney Sims, Michigan gained its second victory of the season, defeating Davidson, 78-68, at Crisler Arena. Trailing early in the contest, the Wolverines mounted an 18-3 first half run to capture a lead they would never relinquish. The Wildcats attempt for a comeback failed to gain any momentum against Michigan's balanced offense, as the Maize and Blue sealed the victory from the free-throw line in the final four minutes.

Harris found holes in the Davidson zone-defense, and came away with team-high 23 points on 5-for-12 shooting, with two buckets from three-point range. Harris also shot a career-best 11-for-12 from the free-throw line while dishing out six assists, grabbing two steals and a pair of rebounds. Sims controlled the paint with 21 points on 7-for-9 shooting, both from the field and from the foul stripe. He added three rebounds and a steal in 32 minutes of action. Ron Coleman netted 12 points in the victory on 5-for-9 shooting, while adding seven boards and an assist. Brent Petway came away with a career-high 13 rebounds, eight off of the defensive glass. He also tallied six points, an assist and a block in a career-best 36 minutes.

<b>G A M E</b>	<b>2</b>	<b>MICHIGAN</b> ..... <b>78</b>
		<b>Davidson</b> ..... <b>68</b>
		<b>November 10, 2006 • Crisler Arena</b>
		<b>Ann Arbor, Mich. • John Thompson Challenge</b>

No.	Michigan (2-0)	FG	3FG	FT	O-D	TOT	F	TP	A	TO	BLK	S	MIN
24	Ron Coleman, w	5-9	0-2	2-5	2-5	7	1	12	1	1	0	0	36
32	Lester Abram, w (fo, 4:21)	2-6	1-3	2-2	0-3	3	5	7	1	3	0	2	19
23	Brent Petway, f	3-8	0-0	0-1	5-8	13	1	6	2	1	1	0	36
44	Courtney Sims, c	7-9	0-0	7-9	1-2	3	3	21	0	3	0	1	32
5	Dion Harris, g	5-12	2-7	11-12	0-2	2	0	23	6	4	0	2	37
1	Jerret Smith (fo, 1:00)	2-4	2-3	0-0	1-4	5	5	6	3	3	0	3	22
3	K'Len Morris	0-0	0-0	0-0	0-0	0	1	0	0	0	0	0	4
10	Reed Baker	0-0	0-0	0-0	0-0	0	0	0	0	0	0	0	3
22	Ekpe Udoh	1-2	0-0	1-2	1-1	2	1	3	2	0	0	0	11
<b>TEAM</b>					0-0		0		0		9		200
<b>TOTALS</b>		25-50	5-15	23-31	10-25	35	17	78	15	15	1	9	200
<b>TOTAL FG%:</b>		1st half 16-25	.640	2nd half 9-25	.360	Game 25-50		.500	<b>DBR:</b>		2		
<b>3-Pt. FG%:</b>		1st half 4-8	.500	2nd half 1-7	.143	Game 5-15		.333					
<b>FT%:</b>		1st half 5-8	.625	2nd half 18-23	.783	Game 23-31		.742					

No.	Davidson (1-1)	FG	3FG	FT	O-D	TOT	F	TP	A	TO	BLK	S	MIN
5	Boris Meno, f	4-11	0-1	1-2	4-1	5	3	9	1	1	0	3	30
15	Thomas Sanders, f (fo, 1:55)	1-6	0-2	2-2	1-3	4	5	4	1	2	0	1	30
2	Jason Richards, g	3-9	1-3	3-4	0-2	2	4	10	2	6	0	0	34
14	Max Paulhus Gosselin, g	1-2	0-1	0-0	3-1	4	4	2	2	1	0	0	24
30	Stephen Curry, g	12-25	5-15	3-3	3-6	9	2	32	4	3	0	0	35
22	William Archambault	3-8	1-6	2-2	1-3	4	1	9	1	1	0	0	27
23	Stephen Rossiter	0-0	0-0	0-0	1-1	2	3	0	0	0	0	0	5
24	Bryant Barr	0-0	0-0	0-0	0-0	0	0	0	0	0	0	0	1
41	Andrew Lovedale	1-1	0-0	0-0	0-3	3	3	2	2	2	1	0	14
<b>TEAM</b>					0-1		1		1		4		200
<b>TOTALS</b>		25-62	7-28	11-13	13-21	34	25	68	13	16	1	4	200
<b>TOTAL FG%:</b>		1st half 12-34	.353	2nd half 13-28	.464	Game 25-62		.403	<b>DBR:</b>		1		
<b>3-Pt. FG%:</b>		1st half 4-16	.250	2nd half 3-12	.250	Game 7-28		.250					
<b>FT%:</b>		1st half 3-3	1.000	2nd half 8-10	.800	Game 11-13		.843					

**Technical fouls:** none  
**Officials:** Ed Hightower, Donnee Gray, Ted Hilliary  
**Attendance:** 8,762

**score by periods**  
 Michigan 41-37 78  
 Davidson 31-37 68



# GAME SUMMARIES AND BOX SCORE: 2006-07 SEASON

<b>G A M E</b>	<b>3</b>	<b>MICHIGAN .....</b>	<b>80</b>
		<b>Eastern Michigan .....</b>	<b>51</b>
		<b>November 12, 2006 • Crisler Arena</b>	
		<b>Ann Arbor, Mich. • John Thompson Challenge</b>	



*John Thompson Foundation*  
**"Basketball Challenge"**  
November 10, 11, 12, 2006

**Courtney Sims dominated in the paint against UW-Milwaukee posting his 10th career double-double after his 26 points and 10 rebounds. He finished the game going 10-for-13 from the field.**

### Petway, Sims' Double-Doubles Lead U-M to Victory

**ANN ARBOR, Mich. --** Michigan won its fourth straight game, defeating UW-Milwaukee in a hard fought, 66-59 victory at Crisler Arena. Facing a two point halftime deficit, the Wolverines rallied with 17 second half points by **Courtney Sims**, taking control of the paint and grinding out the close win. Thirty-four of Michigan's 66 points came from inside the post, and the Maize and Blue out-rebounded UW-M 44-to-30.

Sims led all scorers with 26 points on 10-for-13 shooting from the field, also connecting on 6-for-9 from the foul-line. Sims helped control the glass with 10 rebounds, in addition to collecting a pair of blocks and a steal. His 26 points and 10 boards marks his 10th career double-double. **Dion Harris** came away with 15 points, shooting 7-for-17 from the field and 1-for-2 from beyond the arc. He also tallied four rebounds, four steals and an assist in 35-minutes of action. **Brent Petway** collected the fourth double-double of his career, with 13 points, on 4-for-6 shooting from the field, and 5-for-6 from the charity stripe to go with 11 rebounds. The always active Petway also contributed three blocks and two assists. The trio of Sims, Harris, and Petway combined for 37 of Michigan's 41 second half points.

No.	Michigan (3-0)	FG	3FG	FT	O-D	TOT	F	TP	A	TO	BLK	S	MIN			
24	Ron Coleman, w	3-6	1-3	1-2	1-3	4	0	8	0	0	1	1	26			
32	Lester Abram, w	2-4	1-2	00-0	1-2	3	3	5	2	1	0	1	13			
23	Brent Petway, f	5-7	0-0	0-0	3-6	9	1	10	3	2	1	0	18			
44	Courtney Sims, c	6-9	0-0	5-6	1-3	4	1	17	1	1	1	0	19			
5	Dion Harris, g	1-6	1-4	2-2	0-3	3	3	5	5	1	1	3	18			
1	Jerret Smith	2-4	0-1	0-0	0-1	1	3	4	2	4	0	2	20			
3	K'Len Morris	2-5	0-1	1-2	0-0	0	0	5	0	0	0	2	12			
4	DeShawn Sims	4-6	0-1	1-2	2-2	4	1	9	2	0	3	0	14			
10	Reed Baker	1-5	0-2	1-2	0-0	0	2	3	0	0	0	1	11			
15	Jevohn Shepherd	3-7	0-2	1-1	1-2	3	0	7	1	1	1	4	17			
21	Kendric Price	1-1	0-0	1-2	0-2	2	0	3	0	0	0	0	5			
22	Ekpe Udoh	2-5	0-0	0-0	3-3	6	2	4	2	1	0	0	21			
30	David Merritt	0-0	0-0	0-0	0-0	0	1	0	1	0	0	0	3			
40	Phil DeVries	0-0	0-0	0-0	0-1	1	0	0	0	0	0	0	6			
<b>TEAM</b>					1-0 1											
<b>TOTALS</b>					32-65	3-16	13-19	13-28	41	17	80	19	11	8	14	200
<b>TOTAL FG%:</b>					1st half 20-31 .645	2nd half 12-34 .353	Game 32-65 .492		<b>DBR:</b> 1							
<b>3-Pt. FG%:</b>					1st half 2-6 .333	2nd half 1-10 .100	Game 3-16 .188									
<b>FT%:</b>					1st half 8-11 .727	2nd half 5-8 .625	Game 13-19 .684									

No.	Eastern Michigan (1-2)	FG	3FG	FT	O-D	TOT	F	TP	A	TO	BLK	S	MIN			
23	Jesse Bunkley, w	2-8	1-3	0-0	1-1	2	3	5	4	1	0	0	27			
00	Nenad Banjanin, f	0-0	0-0	0-0	1-1	2	1	0	0	5	0	0	18			
33	Brandon Bowdry, f	0-2	0-0	2-2	1-6	7	4	2	0	2	0	1	18			
34	Kyle Dodd, c	4-7	0-0	2-2	1-5	6	1	10	0	2	1	0	22			
3	Carlos Medlock, g	3-7	1-5	1-1	0-1	1	2	8	3	1	0	1	26			
1	Devon Dumes	3-10	1-6	7-8	0-2	2	3	14	1	3	0	1	26			
2	B.J. Ford	0-0	0-0	0-0	0-0	0	0	0	0	0	0	0	6			
5	Nick Freer	0-1	0-0	0-0	0-0	0	1	0	1	1	0	0	9			
10	Jarred Axon	0-2	0-0	0-0	0-1	1	1	0	0	2	0	1	8			
21	Craig Cashen	1-7	0-2	2-2	0-1	1	2	4	0	0	0	1	22			
31	Zane Gay	0-1	0-1	1-2	1-0	1	0	1	0	1	0	0	6			
44	Chris Knaub	3-4	1-1	0-0	1-4	5	2	7	0	2	0	0	12			
<b>TEAM</b>					0-2 2											
<b>TOTALS</b>					16-49	4-18	15-17	6-24	30	20	51	9	20	1	5	200
<b>TOTAL FG%:</b>					1st half 4-26 .154	2nd half 9-27 .333	Game 13-53 .245		<b>DBR:</b> 1, 1							
<b>3-Pt. FG%:</b>					1st half 3-16 .188	2nd half 4-12 .333	Game 7-28 .250									
<b>FT%:</b>					1st half 3-8 .375	2nd half 4-6 .667	Game 7-14 .500									

**Technical fouls:** none  
**Officials:** Reggie Greenwood, Ed Corbett, Mike Kitts  
**Attendance:** 8,958

**score by periods**  
Michigan 50-30 80  
Eastern Michigan 20-31 51

### Harris MVP as Wolverines Sweep Three-Game Tourney

**ANN ARBOR, Mich. --** Michigan remained undefeated on the season, soundly defeating Eastern Michigan 80-51 at Crisler Arena. Never trailing in the contest, the Wolverines mounted a 30-point halftime lead, resulting from a 21-2 first half run, to defeat the in-state rival Eagles in their third game of the John Thompson Challenge. The Wolverines dominated the post, holding a decisive 44-to-14 advantage in points in the paint. Patrolling the lane was **Courtney Sims**, who came away with a game-high 17 points on 6-for-9 shooting from the field and 5-for-6 from the foul-line. Sims also added four rebounds, a block and an assist and was named to the All-Challenge team.

**Brent Petway** tallied 10 points on 5-for-7 shooting from the field, nine rebounds, three assists and a block. **DeShawn Sims** recorded nine points on 4-for-6 shooting, four rebounds, three blocks and two assists. **Jevohn Shepherd** returned from a one game absence, scoring seven points on 3-for-7 shooting while adding four steals, three rebounds, one block and an assist. John Thompson Challenge Most Valuable Player, **Dion Harris** registered five points on a three-pointer and a pair of free-throws. Harris dished five assists while recording three steals, three rebounds and a block in 18 minutes of action.



*John Thompson Foundation*  
**"Basketball Challenge"**  
November 10, 11, 12, 2006

**Brent Petway helped U-M stay undefeated as he had 10 points and nine rebounds against Eastern Michigan. Of his five field goals, four were on crowd-raising dunks.**

<b>G A M E</b>	<b>4</b>	<b>MICHIGAN .....</b>	<b>66</b>
		<b>UW-Milwaukee .....</b>	<b>59</b>
		<b>November 15, 2006 • Crisler Arena</b>	
		<b>Ann Arbor, Mich. • John Thompson Challenge Finale</b>	

No.	Michigan (4-0)	FG	3FG	FT	O-D	TOT	F	TP	A	TO	BLK	S	MIN			
24	Ron Coleman, w	1-5	0-1	0-0	1-1	2	1	2	0	1	0	0	29			
32	Lester Abram, w	3-7	0-3	2-2	1-2	3	1	8	6	1	0	1	38			
23	Brent Petway, f	4-6	0-0	5-6	4-7	11	4	13	2	4	3	0	33			
44	Courtney Sims, c	10-13	0-0	6-9	5-5	10	2	26	0	3	2	1	33			
5	Dion Harris, g	7-17	1-2	2-4	1-3	4	1	17	1	2	0	4	35			
1	Jerret Smith	0-3	0-2	0-0	0-1	1	3	0	3	0	0	1	14			
4	DeShawn Sims	0-1	0-1	0-0	0-0	0	0	0	1	0	0	0	6			
15	Jevohn Shepherd	0-0	0-0	0-1	0-2	2	1	0	1	1	0	0	8			
22	Ekpe Udoh	0-3	0-0	0-0	3-3	6	2	0	0	3	2	1	14			
<b>TEAM</b>					2-3 5											
<b>TOTALS</b>					25-55	1-9	15-22	17-27	44	15	66	13	16	7	8	200
<b>TOTAL FG%:</b>					1st half 10-31 .323	2nd half 15-24 .625	Game 25-55 .455		<b>DBR:</b> 2							
<b>3-Pt. FG%:</b>					1st half 1-5 .200	2nd half 0-4 .000	Game 1-9 .111									
<b>FT%:</b>					1st half 4-6 .667	2nd half 11-16 .688	Game 15-22 .682									

No.	UW-Milwaukee (1-3)	FG	3FG	FT	O-D	TOT	F	TP	A	TO	BLK	S	MIN			
24	Marcus Skinner, f	1-2	0-0	0-0	1-0	1	4	2	0	0	0	0	5			
25	Paige Paulsen, f	4-12	4-6	1-2	3-4	7	3	13	3	3	0	1	39			
00	Avery Smith, g	7-15	3-5	6-6	2-2	4	1	23	1	2	0	0	32			
5	Ricky Franklin, g	1-9	1-2	2-2	2-3	5	2	5	2	3	0	1	36			
12	Allan Hanson, g	1-4	1-4	0-0	1-2	2	3	3	3	1	0	1	33			
1	Kevin Massiah	3-5	0-1	4-6	3-4	7	4	10	1	1	0	0	26			
3	Charlie Swiggett	0-1	0-1	0-0	0-0	0	2	0	1	2	0	0	15			
22	Kaylan Anderson	0-1	0-0	0-0	0-1	1	0	0	0	0	0	0	3			
33	Nick Hansen	0-0	0-0	0-0	0-0	0	1	0	0	0	0	0	1			
45	Sam Mauldin	1-4	0-0	1-2	0-2	2	2	3	0	2	1	0	10			
<b>TEAM</b>					0-1 1											
<b>TOTALS</b>					18-53	9-19	14-18	12-18	30	22	59	11	14	1	3	200
<b>TOTAL FG%:</b>					1st half 9-28 .321	2nd half 9-25 .360	Game 18-53 .340		<b>DBR:</b> 0							
<b>3-Pt. FG%:</b>					1st half 5-7 .714	2nd half 4-12 .333	Game 9-19 .474									
<b>FT%:</b>					1st half 4-6 .667	2nd half 10-12 .833	Game 14-18 .778									

**Technical fouls:** none  
**Officials:** Ed Hightower, Ted Hillary, Steve Welmer  
**Attendance:** 8,102

**score by periods**  
Michigan 25-41 66  
UW-Milwaukee 27-32 59

# GAME SUMMARIES AND BOX SCORE: 2006-07 SEASON

<b>G A M E</b>	<b>5</b>	<b>MICHIGAN</b> .....	<b>82</b>
		<b>Harvard</b> .....	<b>50</b>
		<b>November 17, 2006 • Crisler Arena</b>	
		<b>Ann Arbor, Mich.</b>	

No.	Michigan (5-0)	FG	3FG	FT	O-D	TOT	F	TP	A	TO	BLK	S	MIN
24	Ron Coleman, w	9-16	2-6	0-0	1-3	4	1	20	3	1	0	0	34
32	Lester Abram, w	4-8	0-1	2-2	1-4	5	2	10	7	1	0	5	28
23	Brent Petway, f	1-2	0-0	0-0	0-3	3	2	2	3	0	4	0	19
44	Courtney Sims, c	5-6	0-0	2-3	1-5	6	3	12	0	6	2	2	25
5	Dion Harris, g	4-7	2-5	0-0	0-2	2	3	10	6	4	0	0	22
1	Jerret Smith	1-3	1-3	0-0	0-2	2	1	3	3	1	0	0	16
3	K'Len Morris	1-2	0-1	0-0	0-0	0	0	2	1	0	0	0	6
10	Reed Baker	1-2	1-2	2-2	0-0	0	1	5	1	3	0	0	8
15	Jevohn Shepherd	0-2	0-1	1-2	0-2	2	2	1	0	1	0	0	14
21	Kendric Price	3-4	0-0	0-0	2-1	3	1	6	0	3	0	1	6
22	Ekpe Udoh	5-5	0-0	1-4	5-0	5	2	11	0	0	2	2	22
<b>TEAM</b>													
<b>TOTALS</b>		34-57	6-19	8-13	11-24	35	18	82	24	20	8	10	200
<b>TOTAL FG%:</b>		1st half 16-29	.552	2nd half 18-28	.643	Game 34-57		.596	<b>DBR:</b>		2		
<b>3-Pt. FG%:</b>		1st half 5-12	.417	2nd half 1-7	.143	Game 6-19		.316					
<b>FT%:</b>		1st half 2-6	.333	2nd half 6-7	.857	Game 8-13		.615					

No.	Harvard (1-2)	FG	3FG	FT	O-D	TOT	F	TP	A	TO	BLK	S	MIN
22	Evan Harris, f	6-10	0-0	4-5	0-3	3	1	16	0	2	0	0	31
50	Brian Cusworth, c	1-6	0-0	4-4	1-6	7	3	6	3	2	0	0	31
10	Drew Housman, g	3-9	0-1	1-1	1-1	2	3	7	2	8	0	4	34
12	Jim Goffredo, g	6-15	4-8	0-0	0-2	2	3	16	2	5	0	1	39
32	Andrew Puzar, g	0-1	0-0	0-0	0-1	1	1	1	0	2	0	0	18
4	James Lambert	0-1	0-0	0-0	1-0	1	1	0	0	1	0	0	6
11	Jeremy Lin	1-3	0-1	0-0	0-1	1	3	2	1	1	0	0	13
15	Darryl Finkton	0-0	0-0	0-2	0-1	1	0	0	0	0	0	0	6
20	Brad Unger	0-0	0-0	0-0	0-0	0	1	0	0	2	0	0	9
21	Alek Blankenau	0-0	0-0	0-0	0-0	0	0	0	0	0	0	0	1
24	Brian Darcy	0-1	0-0	0-0	0-0	0	0	0	0	0	0	0	3
25	Kenyon Churchwell	0-1	0-0	0-0	2-0	2	0	0	0	1	0	0	5
31	Doug Miller	0-0	0-0	0-0	0-0	0	0	0	0	0	0	0	1
45	Erik Groszyk	1-1	1-1	0-0	0-0	0	0	3	1	1	0	0	3
<b>TEAM</b>													
<b>TOTALS</b>		18-48	5-11	9-12	7-15	22	16	50	10	25	0	5	200
<b>TOTAL FG%:</b>		1st half 6-27	.222	2nd half 12-21	.571	Game 18-48		.375	<b>DBR:</b>		2		
<b>3-Pt. FG%:</b>		1st half 0-4	.000	2nd half 5-7	.714	Game 5-11		.455					
<b>FT%:</b>		1st half 5-8	.625	2nd half 4-4	1.000	Game 9-12		.750					

**Technical fouls:** none  
**Officials:** Gene Crawford, Brad Presentin, Bo Boroski  
**Attendance:** 7,148  
**score by periods**  
 Michigan 39-43 82  
 Harvard 17-33 50

## Coleman's Career High Leads Michigan Past Harvard


**ANN ARBOR, Mich.** -- Michigan kept to its undefeated ways, handling Harvard, 82-50, at Crisler Arena. With a suffocating defense, Michigan (5-0) built a 22-point halftime advantage, holding the Crimson to only six first-half field goals. **Ron Coleman** captained the offensive effort with a career-high 20 points, as the Wolverines tallied 24 team assists and 31 points off Harvard turnovers to build a 38-point second-half lead. Five Wolverines scored in double figures against Harvard.

Leading the Maize and Blue offensive attack was Coleman, whose 20 points came on 9-for-16 shooting from the field, including 2-for-6 beyond the three-point arc. He added four rebounds and three assists in a team-high 34 minutes of action. **Courtney Sims** controlled the low block with 12 points on 5-for-6 shooting and 2-for-3 from the foul line. Sims also had six boards, two blocks and a pair of steals. Michigan gained outstanding production from the low post, recording 40 points in the paint.

The senior duo of **Lester Abram** and **Dion Harris** combined for 20 points, scoring 10 points each. Harris went 4-for-7 from the floor, including 2-for-5 from three-point land, while tallying six assists. Abram shot 4-for-8 from the field and netted a pair of free throws. He also dished out seven assists and recorded five steals. Ekpe Udoh came off the bench to score 11 points on a perfect 5-for-5 shooting. He also produced five rebounds, a pair of steals and two blocks.



**Ron Coleman had a career-best 20-points on 9-for-16 shooting from the field. He added four rebounds, three assists in 34 minutes of action.**



**Brent Petway recorded his second double-double of the season with 13 points and 10 rebounds. He finished the game going 6-for-8 from the field including three monster dunks. He also had a block and a steal in 27 minutes.**

## Petway Double-Double Leads U-M to Sixth Straight Win

**ANN ARBOR, Mich.** -- Michigan took a sound 65-56 victory from Youngstown State at Crisler Arena. The Wolverines (6-0) maintained a subtle dominance throughout the contest, establishing an early lead while containing the Penguins with solid defense. **Brent Petway** was much of the reason Michigan kept distance from the Penguins in the first half as he brought down nine rebounds and put up 11 points. He secured his second double-double of the season in the second frame, finishing the game with 10 boards and 13 points after going 6-for-8 from the field including three monster dunks.

**Courtney Sims** led the team in scoring with 18 points, hitting 7-for-11 from the field in addition to four free throws and five boards. **Lester Abram** and **Dion Harris** each contributed key performances as Abram rounded out Michigan's trio of double-digit scorers with 13 and Harris posted a season-best seven assists. Abram hit 5-for-10 from the floor with three triples, adding three assists, three steals and two rebounds. Harris finished with five points, three rebounds and one steal.

<b>G A M E</b>	<b>6</b>	<b>MICHIGAN</b> .....	<b>65</b>
		<b>Youngstown State</b> .....	<b>56</b>
		<b>November 22, 2006 • Crisler Arena</b>	
		<b>Ann Arbor, Mich.</b>	

No.	Michigan (6-0)	FG	3FG	FT	O-D	TOT	F	TP	A	TO	BLK	S	MIN
24	Ron Coleman, w	3-5	1-2	1-20	0-1	1	3	8	3	1	0	0	20
32	Lester Abram, w	5-10	3-5	0-0	1-1	2	0	13	3	2	0	3	28
23	Brent Petway, f	6-8	0-0	1-2	5-5	10	2	13	0	1	1	1	27
44	Courtney Sims, c	7-11	0-0	4-6	2-3	5	4	18	0	1	0	0	26
5	Dion Harris, g	2-12	1-6	0-0	0-3	3	0	5	7	3	0	1	32
1	Jerret Smith	1-3	1-2	0-0	1-2	3	1	3	3	2	0	0	21
3	K'Len Morris	0-0	0-0	0-0	0-0	0	0	0	0	1	0	0	6
4	DeShawn Sims	0-2	0-0	1-2	1-0	1	2	1	0	1	1	0	6
10	Reed Baker	0-2	0-2	0-1	0-0	0	1	0	2	0	0	0	5
15	Jevohn Shepherd	1-3	0-1	0-1	1-1	2	2	2	1	1	0	0	12
22	Ekpe Udoh	1-4	0-0	0-0	2-2	4	2	2	1	1	2	1	17
<b>TEAM</b>													
<b>TOTALS</b>		26-60	6-18	7-14	13-21	34	17	65	20	14	4	6	200
<b>TOTAL FG%:</b>		1st half 14-34	.412	2nd half 12-26	.462	Game 26-60		.433	<b>DBR:</b>		3		
<b>3-Pt. FG%:</b>		1st half 5-11	.455	2nd half 1-7	.143	Game 6-18		.333					
<b>FT%:</b>		1st half 2-4	.500	2nd half 5-10	.500	Game 7-14		.500					

No.	Youngstown State (2-3)	FG	3FG	FT	O-D	TOT	F	TP	A	TO	BLK	S	MIN
1	John Barber, f	2-5	0-1	2-2	2-5	7	0	6	1	5	0	0	30
33	Colin LaForme, c	0-1	0-0	2-2	1-4	5	2	2	0	0	0	0	20
2	Quin Humphrey, g	3-11	1-6	3-6	1-2	3	1	10	2	2	0	0	33
3	Bryon Davis, g	3-10	1-2	0-0	0-3	3	0	7	2	4	0	1	38
34	Keston Roberts, g	7-12	0-2	4-4	0-3	3	2	18	2	3	0	2	35
11	Dwight Holmes	0-0	0-0	0-0	0-1	1	2	0	0	0	0	0	10
23	Mikko Niemi	0-0	0-0	0-0	0-0	0	1	0	0	0	0	0	2
32	Alek Mrozik	0-0	0-0	0-0	0-0	0	0	0	0	0	0	0	1
42	Greg Mayes	0-0	0-0	0-0	0-0	0	0	0	0	0	0	0	1
44	George Cotal	1-4	0-0	2-2	2-1	3	1	4	0	2	0	2	11
50	Jack Liles (fo, 2:28)	4-5	0-0	1-3	2-5	7	5	9	0	2	0	1	19
<b>TEAM</b>													
<b>TOTALS</b>		20-48	2-11	14-19	9-25	34	14	56	7	18	0	6	200
<b>TOTAL FG%:</b>		1st half 10-22	.455	2nd half 10-26	.385	Game 20-48		.417	<b>DBR:</b>		3		
<b>3-Pt. FG%:</b>		1st half 0-5	.000	2nd half 2-6	.333	Game 2-11		.182					
<b>FT%:</b>		1st half 3-4	.750	2nd half 11-15	.733	Game 14-19		.737					

**Technical fouls:** none  
**Officials:** Steve Welmer, Mike Wood, Terry Wymer  
**Attendance:** 7,691  
**score by periods**  
 Michigan 35-30 65  
 Youngstown State 23-33 56

# GAME SUMMARIES AND BOX SCORE: 2006-07 SEASON

<b>G A M E</b>	<b>7</b>	<b>MICHIGAN</b> .....	<b>66</b>
		<b>Maryland-Baltimore County</b> .....	<b>54</b>
		<b>November 25, 2006 • Crisler Arena Ann Arbor, Mich.</b>	

No.	Michigan (7-0)	FG	3FG	FT	O-D	TOT	F	TP	A	TO	BLK	S	MIN
24	Ron Coleman, w	3-6	1-3	2-2	3-3	6	1	9	2	1	2	0	29
32	Lester Abram, w	2-7	1-5	0-0	0-2	2	4	5	2	4	1	1	22
23	Brent Petway, f	5-7	0-0	4-5	2-3	5	1	14	0	2	4	0	32
44	Courtney Sims, c	7-12	0-0	4-8	4-8	12	3	18	1	1	4	0	30
5	Dion Harris, g	3-12	1-7	0-0	1-3	4	3	7	8	3	0	1	31
1	Jerret Smith	3-5	1-3	0-0	0-2	2	1	7	3	0	0	0	19
3	K'Len Morris	0-0	0-0	0-0	0-1	1	0	0	0	0	0	0	5
4	DeShawn Sims	0-0	0-0	0-0	0-1	1	0	0	0	1	0	0	2
10	Reed Baker	0-2	0-1	0-0	0-0	0	1	0	1	0	0	0	5
15	Jevohn Shepherd	0-1	0-1	2-2	0-2	2	0	2	0	2	0	0	9
22	Ekpe Udoh	2-2	0-0	0-0	2-3	5	2	4	0	2	0	0	16
<b>TEAM</b>						22							4
<b>TOTALS</b>		25-54	4-20	12-17	14-30	44	16	66	17	16	11	2	200
<b>TOTAL FG%:</b>		1st half 9-24	.375	2nd half 16-30	.533	Game 25-54		.463	<b>DBR:</b>		2		
<b>3-Pt. FG%:</b>		1st half 1-10	.100	2nd half 3-10	.300	Game 4-20		.200					
<b>FT%:</b>		1st half 7-10	.700	2nd half 5-7	.714	Game 12-17		.706					

No.	UMBC (2-3)	FG	3FG	FT	O-D	TOT	F	TP	A	TO	BLK	S	MIN
40	Uwem Eshietdoho, f	1-4	0-0	4-4	0-2	2	4	6	0	0	0	1	19
44	Mike Houseman, f	3-7	0-0	0-0	4-4	8	3	6	0	1	0	0	35
2	Jay Greene, g	4-11	4-8	2-2	1-1	2	1	14	10	1	0	2	39
12	Chris Pugh, g	3-7	0-2	0-0	0-8	8	1	6	2	2	0	0	34
24	Brian Hodges, g	7-20	2-6	2-3	0-1	1	1	18	1	3	0	1	31
4	Chris Seaborn	1-4	0-0	0-0	1-0	1	3	2	0	0	0	0	18
21	Matt Spadafora	0-2	0-0	0-0	0-0	0	0	0	0	1	0	0	10
30	Justin Fry	1-2	0-0	0-0	1-0	1	4	2	0	1	0	0	14
<b>TEAM</b>						0-2							2
<b>TOTALS</b>		20-57	6-16	8-9	7-18	25	17	54	13	11	0	4	200
<b>TOTAL FG%:</b>		1st half 9-30	.300	2nd half 11-27	.407	Game 20-57		.351	<b>DBR:</b>		1		
<b>3-Pt. FG%:</b>		1st half 4-12	.333	2nd half 2-4	.500	Game 6-16		.375					
<b>FT%:</b>		1st half 2-2	1.000	2nd half 6-7	.857	Game 8-9		.889					


**Technical fouls:** none  
**Officials:** Donnee Gray, Zelton Steed, Lamont Simpson  
**Attendance:** 9,078

**score by periods**  
 Michigan 26-40 66  
 UMBC 24-30 54


## Sims' Double-Double Helps U-M Remain Undefeated

**ANN ARBOR, Mich.** -- Michigan upped its record to 7-0 with a 66-54 victory over University of Maryland-Baltimore County. The Wolverines got off to a slow start, but were able to stay in the game and, eventually, build a big lead thanks to dominant play inside. The Wolverines out-rebounded the Retrievers 44-25, and tallied 30 points in the paint compared to UMBC's 14. Michigan also had a season-best 11 blocks, marking the Wolverines' first 10-or-more block performance since last season against Chicago State on Dec. 13, 2005, when they also had 11.


For the Wolverines, **Courtney Sims** led the team in scoring, posting his second double-double of the season. Sims recorded 18 points and 12 rebounds, also accounting for four of Michigan's 11 blocks. **Brent Petway** was Michigan's other double-digit scorer, tallying a season-best 14 points on 5-of-7 shooting, and 4-of-5 from the free throw line. Like Sims, Petway also added four blocks, in addition to five rebounds. **Dion Harris** continues to put up strong performances of intangibles, dishing out eight assists, which matches a career best for the Wolverine point guard. Harris also recorded seven points, including one triple, to go with four rebounds and one steal.



**Courtney Sims helped Michigan stay undefeated with his second double-double of the season with 18 points and 12 rebounds against UMBC. He added four blocks in 30 minutes of action.**



**Dion Harris scored 19 of his 24 points in the second half as the Wolverines comeback attempt at N.C. State fell just short. He also added five assists and five rebounds in 39 minutes of action.**



## Men's Hoops Suffers First Loss to NC State in ACC/Big Ten Challenge

**RALEIGH, N.C.** -- The Big Ten/ACC Challenge delivered Michigan its first loss of the 2006-07 season, falling to N.C. State, 74-67, at the RBC Center in the Wolverines' first road game of the year. The Wolverines began the game with authority, looking as though they would dominate for the duration, but surrendered control long enough to fall into a significant hole. Though Michigan attempted a comeback, the Maize and Blue could not regain the lead, ultimately falling. Still, the Maize and Blue refused to back down and, with the help of **Dion Harris** -- who accounted for 19 of Michigan's 39 second-half points -- attempted a comeback. Michigan outscored NC State 33-20 in the final 11:34 of play, but it was too little too late, as the Wolverines were handed their first loss of the season. Harris led the Wolverines in scoring with 24 points, hitting eight shots from the floor, including four from beyond the arc.

**Ron Coleman** finished with 11 points on 4-of-11 shooting, including three from three-point land, in addition to five rebounds. **Ekpe Udoh** rounded out the double-digit scorers with 10, hitting 5-of-7 from the floor to go along with a career-best four blocks. **Brent Petway** also contributed to Michigan's defense on the boards, swiping away five blocks of his own and bringing down nine rebounds. Petway also contributed six points on 3-of-8 shooting, including one monstrous dunk.

<b>G A M E</b>	<b>8</b>	<b>MICHIGAN</b> .....	<b>67</b>
		<b>at N.C. State</b> .....	<b>74</b>
		<b>November 27, 2006 • RBC Center Raleigh, N.C. • ACC/Big Ten Challenge</b>	

No.	Michigan (7-1)	FG	3FG	FT	O-D	TOT	F	TP	A	TO	BLK	S	MIN
24	Ron Coleman, w	4-11	3-5	0-0	2-3	5	1	11	1	1	0	1	29
32	Lester Abram, w	2-8	0-2	0-0	2-5	7	3	4	1	3	1	3	29
23	Brent Petway, f	3-8	0-0	0-0	5-4	9	3	6	3	2	5	1	31
44	Courtney Sims, c	3-7	0-0	1-1	3-5	8	2	7	0	2	0	0	19
5	Dion Harris, g	8-20	4-14	4-4	1-4	5	3	24	5	3	0	0	39
1	Jerret Smith	2-6	1-4	0-0	0-2	2	2	5	3	1	0	0	30
3	K'Len Morris	0-2	0-1	0-0	1-0	1	0	0	0	1	0	0	1
4	DeShawn Sims	0-2	0-0	0-0	0-0	0	0	0	0	0	0	0	1
15	Jevohn Shepherd	0-0	0-0	0-0	0-0	0	0	0	0	0	0	0	1
22	Ekpe Udoh	5-7	0-1	0-0	0-3	3	3	10	1	0	4	1	20
<b>TEAM</b>						1-2							3
<b>TOTALS</b>		27-71	8-27	5-5	15-28	43	17	67	14	13	10	6	200
<b>TOTAL FG%:</b>		1st half 13-32	.406	2nd half 14-39	.359	Game 27-71		.380	<b>DBR:</b>		0		
<b>3-Pt. FG%:</b>		1st half 2-9	.222	2nd half 6-18	.333	Game 8-27		.296					
<b>FT%:</b>		1st half 0-0	.000	2nd half 5-5	1.000	Game 5-5		1.000					

No.	N.C. State (5-0)	FG	3FG	FT	O-D	TOT	F	TP	A	TO	BLK	S	MIN
33	Brandon Costner, f	6-11	2-5	3-5	1-10	11	3	17	1	3	1	2	39
34	Ben McCauley, f	9-18	0-0	1-2	6-2	8	2	19	1	0	0	0	37
4	Courtney Fells, g	3-12	2-8	2-4	2-3	5	0	10	1	0	1	2	37
11	Gavin Grant, g	3-13	1-2	8-9	0-3	3	1	15	7	0	1	1	37
14	Engin Atsur, g	0-0	0-0	0-0	0-0	0	0	0	0	1	0	0	6
20	Bryan Nieman	3-4	1-1	1-2	1-5	6	2	8	2	1	2	0	31
31	Dennis Horner	2-3	1-2	0-1	1-3	4	2	5	0	1	0	1	13
<b>TEAM</b>						2-3							5
<b>TOTALS</b>		26-61	7-18	15-23	13-29	42	10	74	12	13	4	6	200
<b>TOTAL FG%:</b>		1st half 15-33	.455	2nd half 11-28	.393	Game 26-61		.426	<b>DBR:</b>		2		
<b>3-Pt. FG%:</b>		1st half 3-8	.375	2nd half 4-10	.400	Game 7-18		.389					
<b>FT%:</b>		1st half 2-4	.500	2nd half 13-19	.684	Game 15-23		.652					

**Technical fouls:** none  
**Officials:** Les Jones, Ted Valentine, Bryan Kersey  
**Attendance:** 13,135

**score by periods**  
 Michigan 28-39 67  
 N.C. State 35-39 74

# GAME SUMMARIES AND BOX SCORE: 2006-07 SEASON

<b>G A M E</b>	<b>9</b>	<b>MICHIGAN</b> ..... <b>83</b>
		<b>Wofford</b> ..... <b>49</b>
		<b>December 2, 2006 • Crisler Arena</b>
		<b>Ann Arbor, Mich.</b>

No.	Michigan (8-1)	FG	3FG	FT	O-D	TOT	F	TP	A	TO	BLK	S	MIN
24	Ron Coleman, w	3-7	2-4	0-0	0-4	4	0	8	1	2	0	0	27
32	Lester Abram, w	3-5	1-1	0-0	1-5	6	2	7	3	5	0	1	28
23	Brent Petway, f	4-4	0-0	0-0	2-6	8	1	8	2	1	0	0	26
44	Courtney Sims, c	9-12	0-0	1-1	2-5	7	1	19	1	3	3	0	26
5	Dion Harris, g	5-9	2-4	2-3	0-3	3	2	14	10	1	1	2	28
1	Jerret Smith	2-3	2-2	2-2	0-4	4	2	8	3	1	0	1	14
4	DeShawn Sims	4-5	0-1	1-2	1-1	2	1	9	1	0	1	1	11
10	Reed Baker	1-1	1-1	0-0	0-0	0	1	3	0	0	0	0	7
15	Jevohn Shepherd	1-3	1-1	0-0	0-1	1	1	3	1	1	0	0	15
21	Kendric Price	0-0	0-0	0-0	0-0	0	0	0	0	0	0	0	1
22	Ekpe Udoh	2-6	0-0	0-0	1-2	3	2	4	2	0	1	0	16
30	David Merritt	0-0	0-0	0-0	0-0	0	0	0	0	0	0	0	1
<b>TEAM</b>		0-0 0											
<b>TOTALS</b>		34-55	9-14	6-8	7-31	38	13	83	24	14	6	5	200
<b>TOTAL FG%:</b>		1st half 18-27 .667	2nd half 16-28 .571	Game 34-55 .618		<b>DBR:</b> 1, 1							
<b>3-Pt. FG%:</b>		1st half 7-11 .636	2nd half 2-3 .667	Game 9-14 .643									
<b>FT%:</b>		1st half 0-0 .000	2nd half 6-8 .750	Game 6-8 .750									

No.	Wofford (4-5)	FG	3FG	FT	O-D	TOT	F	TP	A	TO	BLK	S	MIN
4	Matt O'Connor, f	3-9	3-8	0-0	0-2	2	2	9	2	0	0	1	20
25	Tyler Whatley, c	2-7	0-0	0-2	1-1	2	1	4	0	2	0	2	31
5	Shane Nichols, g	1-13	0-7	2-2	0-1	1	2	4	4	5	0	0	34
12	Matt Estep, g	5-11	5-8	2-2	0-3	3	1	17	1	0	0	1	19
20	Eric Marshall, g (fo. 18:26)	2-2	0-0	0-0	1-1	2	5	4	1	4	0	0	11
3	Junior Salters	1-5	1-2	0-0	0-1	1	1	3	3	0	0	0	25
10	Norm Nixon	0-1	0-0	0-0	1-0	1	0	0	1	0	0	0	9
11	Adam Sheehan	1-3	1-3	0-0	1-1	2	0	3	1	1	0	0	17
23	Marcus Jackson	1-1	1-1	0-0	0-1	1	1	3	1	0	0	0	5
30	Andrew Bellebaum	0-0	0-0	0-0	0-0	0	0	0	0	1	0	0	1
32	Ralph Hegamin	0-1	0-0	0-0	0-0	0	0	0	0	0	0	0	3
33	Corey Godzinski	1-4	0-2	0-0	1-1	2	1	2	1	0	0	1	17
55	Emilio Lebolo	0-0	0-0	0-0	2-1	3	0	0	0	0	0	0	8
<b>TEAM</b>		2-2 4											
<b>TOTALS</b>		17-57	11-31	4-6	9-15	24	14	49	15	13	0	5	200
<b>TOTAL FG%:</b>		1st half 7-28 .250	2nd half 10-29 .345	Game 17-57 .298		<b>DBR:</b> 1							
<b>3-Pt. FG%:</b>		1st half 4-14 .286	2nd half 7-17 .412	Game 11-31 .355									
<b>FT%:</b>		1st half 0-0 .000	2nd half 4-6 .667	Game 4-6 .667									


**Technical fouls:** none  
**Officials:** Sid Rodeheffer, Dan Chrisman, William Neketis  
**Attendance:** 8,117

**score by periods**  
 Michigan 43-40 83  
 Wofford 18-31 49

## Harris' First Double-Double Helps U-M Wallop Wofford

**ANN ARBOR, Mich.** -- Michigan got back to its winning ways with an 83-49 victory over the Wofford College Terriers at Crisler Arena. The Wolverines featured a balanced offensive attack in the first half, netting nine shots inside the paint and seven baskets from beyond the arc. Michigan used 19 second-half bench points -- as 10 of the 12 Wolverines that checked into the ballgame scored -- to take a commanding 37-point lead late in the second half.

**Dion Harris** recorded his first career double-double with 14 points on 5-for-9 shooting, including 2-for-4 from three-point land, while dishing out a career-high 10 assists. He also had a pair of steals and a block in 28 minutes of action. **Courtney Sims** paced the Maize and Blue effort with 19 points on 9-for-12 shooting and seven rebounds. He added three blocks and an assist. **DeShawn Sims** tied a career best with nine points on 4-for-5 shooting. In addition, he tallied two rebounds, a block, an assist and a steal. **Brent Petway** netted eight points on a perfect 4-for-4 shooting from the field while cleaning the glass with eight boards. He also dished out a pair of assists. **Ron Coleman** and **Jerret Smith** both recorded eight points.



**Dion Harris recorded his first career double-double with 14 points and a career-best 10 assists against Wofford. He is just the ninth player in Michigan history to record a point-assist double-double. He was also the 16th player in history to record 10-or-more assists in a single game.**



**Ekpe Udoh came off the bench to score seven key points and grab six rebounds in U-M's road win. He also added four blocks in 29 minutes of action for the Wolverines.**

## Michigan Holds Tight For Gritty Win Over RedHawks

**OXFORD, Ohio** -- Paced by a strong 20-point effort from **Dion Harris** and a solid U-M defensive presence throughout the game, Michigan won its first road game of the season, 62-56, in a hard fought contest against Miami (Ohio) at Millett Hall. Strong shooting in the first half helped the Wolverines build their lead to as much as 18 points, which they were able to maintain in the first 20 minutes as they closed the first half leading by 10 points, 35-25. Michigan was able to hold off two second half comeback attempts, with the Wolverines sealing the game down the stretch with strong rebounding and free throws. The Maize and Blue led the entire game against the RedHawks.

Leading the way for the Wolverines was Harris, who posted his third 20-point game of the season with exactly 20-points after going 6-for-9 shooting from the field, including a 3-for-4 performance from three-point range. He also helped seal the game down the stretch with a 5-for-8 showing from the free throw line. Harris added three assists in 36 minutes of action. **Lester Abram** also tallied a double-figure night as he chipped in 12 points, thanks to a 6-for-9 performance from the free throw line. He added four rebounds, two steals and an assist in 32 minutes of action. With Michigan's frontcourt in foul trouble, **Ekpe Udoh** came off the bench to play a career-best 29 minutes. He closed with seven points, six rebounds -- including four key offensive boards -- and a career-high-tying four blocks. **Courtney Sims** closed the game with nine points, eight rebounds, two steals and a block.

<b>G A M E</b>	<b>10</b>	<b>MICHIGAN</b> ..... <b>62</b>
		<b>at Miami (Ohio)</b> ..... <b>56</b>
		<b>December 7, 2006 • Millett Hall</b>
		<b>Oxford, Ohio • ESPNU</b>

No.	Michigan (9-1)	FG	3FG	FT	O-D	TOT	F	TP	A	TO	BLK	S	MIN
24	Ron Coleman, w	3-6	2-3	0-0	2-3	5	3	8	2	0	0	1	36
32	Lester Abram, w	3-10	0-0	6-9	1-3	4	2	12	1	2	0	2	32
23	Brent Petway, f (fo. 3:23)	2-4	0-0	0-0	1-2	3	5	4	0	1	3	2	22
44	Courtney Sims, c	3-5	0-0	3-6	2-6	8	4	9	0	3	1	2	23
5	Dion Harris, g	6-9	3-4	5-8	0-1	1	3	20	3	2	0	0	36
1	Jerret Smith	1-5	0-0	0-0	1-1	2	1	2	1	1	0	0	18
4	DeShawn Sims	0-0	0-0	0-0	0-0	0	0	0	0	1	0	0	2
15	Jevohn Shepherd	0-0	0-0	0-0	0-0	0	0	0	0	1	0	0	2
22	Ekpe Udoh	3-5	0-0	1-2	4-2	6	2	7	0	2	4	1	29
<b>TEAM</b>		3-0 3											
<b>TOTALS</b>		21-44	5-7	15-25	14-20	34	20	62	7	13	8	8	200
<b>TOTAL FG%:</b>		1st half 14-27 .519	2nd half 7-17 .412	Game 21-44 .477		<b>DBR:</b> 4							
<b>3-Pt. FG%:</b>		1st half 4-5 .800	2nd half 1-2 .500	Game 5-7 .714									
<b>FT%:</b>		1st half 3-4 .750	2nd half 12-21 .571	Game 15-25 .600									

No.	Miami (Ohio) (3-6)	FG	3FG	FT	O-D	TOT	F	TP	A	TO	BLK	S	MIN
31	Nathan Peavy, f	0-4	0-1	4-6	2-2	4	1	4	1	3	0	0	32
50	Tim Pollitz, f	4-13	0-0	2-4	5-1	6	3	10	1	0	0	1	35
30	Monty St. Clair, c	3-10	2-7	0-0	1-4	5	4	8	0	0	1	1	25
4	Alex Moosmann, g	2-4	0-1	0-0	0-2	2	3	4	5	5	0	0	34
24	Michael Bramos, g	7-11	4-5	4-4	2-1	3	2	22	0	3	2	3	36
1	Doug Penno (fo. 08:0)	1-4	1-3	3-3	1-0	1	5	6	4	2	0	2	26
2	Tyler Dierkers (fo. 17:4)	1-2	0-0	0-0	1-3	4	5	2	0	0	0	0	9
21	Eric Pollitz	0-2	0-0	0-0	0-0	0	0	0	0	0	0	0	3
<b>TEAM</b>		3-2 5											
<b>TOTALS</b>		18-50	7-17	13-17	15-15	30	23	56	11	13	3	7	200
<b>TOTAL FG%:</b>		1st half 8-25 .320	2nd half 10-25 .400	Game 18-50 .360		<b>DBR:</b> 1							
<b>3-Pt. FG%:</b>		1st half 4-10 .400	2nd half 3-7 .429	Game 7-17 .412									
<b>FT%:</b>		1st half 5-7 .714	2nd half 8-10 .800	Game 13-17 .765									

**Technical fouls:** none  
**Officials:** Randy Drury, Mike Sanzere, Terry Wymer  
**Attendance:** 6,112

**score by periods**  
 Michigan 35-27 62  
 at Miami (Ohio) 25-31 56

# GAME SUMMARIES AND BOX SCORE: 2006-07 SEASON

<b>G A M E</b>	<b>11</b>	<b>MICHIGAN</b> ..... <b>70</b>
		<b>Delaware State</b> ..... <b>43</b>
		<b>December 9, 2006 • Crisler Arena</b>
		<b>Ann Arbor, Mich.</b>

No.	Michigan (10-1)	FG	3FG	FT	O-D	TOT	F	TP	A	TO	BLK	S	MIN	
24	Ron Coleman, w	3-5	2-4	0-0	0-0	0	2	8	1	2	0	0	24	
32	Lester Abram, w	2-3	1-2	1-1	0-4	4	2	6	3	2	0	0	29	
23	Brent Petway, f	4-5	0-0	4-6	5-5	10	0	12	3	1	1	1	22	
44	Courtney Sims, c	4-4	0-0	4-5	2-4	6	1	12	0	2	0	0	21	
5	Dion Harris, g	5-10	4-6	2-2	0-0	0	2	16	4	4	0	1	32	
1	Jerret Smith	0-2	0-2	0-0	0-3	3	1	0	1	3	0	1	19	
4	DeShawn Sims	1-3	0-0	2-2	1-2	3	1	4	0	1	0	0	13	
10	Reed Baker	0-0	0-0	0-0	0-0	0	0	0	0	0	0	0	2	
15	Jevohn Shepherd	3-9	0-1	0-0	1-0	1	1	6	4	0	0	0	17	
22	Ekpe Udoh	3-5	0-0	0-0	1-7	8	0	6	4	0	3	1	21	
<b>TEAM</b>														
<b>TOTALS</b>					25-46	7-15	13-16	10-25	35	10	70	16	15	4
<b>TOTAL FG%:</b>					1st half 12-20	.600	2nd half 13-26	.500	Game	25-46	.543	<b>DBR:</b> 2, 2		
<b>3-Pt. FG%:</b>					1st half 5-8	.625	2nd half 2-7	.286	Game	7-15	.467			
<b>FT%:</b>					1st half 8-11	.727	2nd half 5-5	1.000	Game	13-16	.813			

No.	Delaware State (2-8)	FG	3FG	FT	O-D	TOT	F	TP	A	TO	BLK	S	MIN	
34	Aaron Fleetwood, f	1-4	0-1	0-0	0-1	1	4	2	0	1	0	0	11	
42	Troy Roundtree, f	0-3	0-0	2-2	2-2	4	2	2	2	1	0	1	40	
45	Roy Bright, f	9-14	3-6	0-0	1-2	3	0	21	0	0	1	0	37	
00	Darrin Shine, g	2-7	0-2	2-4	0-1	1	3	6	2	4	0	4	32	
33	Jahsha Bluntt, g	2-14	1-5	3-3	1-2	3	3	8	2	4	0	2	36	
5	Elyon Bush	2-4	0-0	0-0	0-1	1	1	4	1	1	0	0	27	
11	Darrell Mosley	0-1	0-1	0-0	0-0	0	2	0	2	0	0	0	9	
21	Mark D'Agostino	0-1	0-0	0-0	0-0	0	0	1	0	0	0	0	2	
55	Frisco Sandidge	0-0	0-0	0-0	0-1	1	0	0	0	0	0	0	6	
<b>TEAM</b>														
<b>TOTALS</b>					16-48	4-15	7-9	5-12	17	16	43	9	13	1
<b>TOTAL FG%:</b>					1st half 10-22	.455	2nd half 6-26	.231	Game	16-48	.333	<b>DBR:</b> 2		
<b>3-Pt. FG%:</b>					1st half 3-5	.600	2nd half 1-10	.100	Game	4-15	.267			
<b>FT%:</b>					1st half 3-3	1.000	2nd half 4-6	.667	Game	7-9	.778			

**Technical fouls:** C. Sims (U-M) **score by periods**  
**Officials:** Tom Clark, Terry Wymer, Mark Masarui Michigan 37-33 70  
**Attendance:** 9,449 Delaware State 26-17 43


## Petway, Wolverines Sting Hornets for 10th Win of Season

**ANN ARBOR, Mich.** -- Michigan earned a well rounded 70-43 victory over the Delaware State at Crisler Arena. Sinking five of their first six shots from three-point range, the Wolverines captured a double-digit lead midway through the first half and never looked back, turning inside to outscore the Hornets 22-to-8 in the paint during the second half. **Dion Harris** recorded a team-high 16 points on 5-for-10 shooting, including 4-for-6 from three-point land. He added a pair of free throws, four assists and a steal in 32 minutes of action.

**Brent Petway** produced the sixth double-double of his career with 12 points and 10 rebounds. He shot 4-for-5 from the field and 4-for-6 from the charity stripe. In addition to controlling the glass, Petway contributed three assists, a block and a steal. As a team, Michigan wiped the glass clean, outrebounding Delaware State 35-to-17. **Courtney Sims** tallied 12 points on a perfect 4-for-4 shooting from the field, while going 4-for-5 from the foul line. He also pulled down six rebounds. **Ekpe Udoh** tore down a career-high eight rebounds in addition to scoring six points on 3-for-5 shooting, as well as recording three blocks and a steal.



**Brent Petway recorded his third double-double of the season with 12 points and 10 rebounds against Delaware State. He added three assists, a steal and a block.**



**Courtney Sims notched his third double-double of the season with 21 points and 13 rebounds against Northern Illinois. He added three blocks, two assists and a steal.**

## Sims' Double-Double Propels Wolverines to 11th Win

**ANN ARBOR, Mich.** -- Michigan defeated the Northern Illinois Huskies 67-52 Saturday afternoon at Crisler Arena. Opportunistic all afternoon long, the Wolverines (11-1) scored 18 points off of 23 Husky turnovers. U-M also netted 13 points from offensive rebounds, as Michigan dominated the glass outrebounding NIU 19-to-8 on the offensive end. **Courtney Sims** led all scorers with 21 points on 9-for-17 shooting, including 3-for-5 from the foul line. He also pulled down 13 rebounds, while recording three blocks, a pair of assists and a steal. It was Sims' third double-double of the season.

**Lester Abram** notched a season-best 14 points on 5-for-11 shooting, including a perfect 4-for-4 showing from the foul line. He also recorded three rebounds, a block and a steal. **Brent Petway** registered eight points on 3-for-6 shooting from the field and 2-for-3 shooting from the charity stripe. He also had an assist and a block. The Wolverines gained great production from their bench, including six points apiece by **Jevohn Shepherd** and **Reed Baker**. Shepherd's points came on 3-for-5 shooting in addition to producing three rebounds, two steals, an assist and a block. Baker was 2-for-3 from beyond the arc and dished out a pair of assists.

<b>G A M E</b>	<b>12</b>	<b>MICHIGAN</b> ..... <b>67</b>
		<b>Northern Illinois</b> ..... <b>52</b>
		<b>December 16, 2006 • Crisler Arena</b>
		<b>Ann Arbor, Mich. • ESPN-Plus</b>

No.	Michigan (11-1)	FG	3FG	FT	O-D	TOT	F	TP	A	TO	BLK	S	MIN	
24	Ron Coleman, w	0-2	0-1	0-0	0-1	1	0	0	2	0	0	0	20	
32	Lester Abram, w	5-11	0-1	4-4	2-1	3	3	14	0	3	1	1	27	
23	Brent Petway, f	3-6	0-0	2-3	1-3	4	2	8	1	1	1	0	29	
44	Courtney Sims, c	9-17	0-0	3-5	5-8	13	4	21	2	2	3	1	27	
5	Dion Harris, g	1-7	0-5	2-2	1-1	2	3	4	5	3	0	2	29	
1	Jerret Smith	1-4	0-1	0-0	0-0	0	0	2	4	1	0	2	16	
4	DeShawn Sims	1-4	0-0	0-2	2-0	2	2	2	1	0	0	0	9	
10	Reed Baker	2-5	2-3	0-0	0-1	1	0	6	2	1	0	0	15	
15	Jevohn Shepherd	3-5	0-0	0-0	2-1	3	2	6	1	1	1	2	13	
22	Ekpe Udoh	2-4	0-0	0-1	2-1	3	1	4	1	1	2	1	15	
<b>TEAM</b>														
<b>TOTALS</b>					27-65	2-11	11-17	19-20	39	17	67	19	13	8
<b>TOTAL FG%:</b>					1st half 14-34	.412	2nd half 13-31	.419	Game	27-65	.415	<b>DBR:</b> 3		
<b>3-Pt. FG%:</b>					1st half 1-6	.167	2nd half 1-5	.200	Game	2-11	.182			
<b>FT%:</b>					1st half 4-5	.800	2nd half 7-12	.583	Game	11-17	.647			

No.	Northern Illinois (3-5)	FG	3FG	FT	O-D	TOT	F	TP	A	TO	BLK	S	MIN	
25	Shaun Logan, f	2-5	0-1	0-0	0-3	3	3	4	2	1	1	1	31	
41	James Hughes, c	6-15	0-0	0-0	3-4	7	3	12	0	0	4	1	29	
4	Cody Yelder, g	2-3	0-0	1-1	0-1	1	3	5	0	3	0	0	20	
23	Mike McKinney, g	2-7	1-2	0-1	1-2	3	2	5	3	3	0	0	27	
33	Ben Rand, g	3-4	0-0	3-3	2-1	3	1	9	2	5	0	2	26	
1	Quintan Lipkins	2-6	1-3	0-0	1-1	2	1	5	4	5	0	0	20	
15	Zach Pancratz	4-8	1-2	3-4	0-6	6	1	12	2	3	0	1	30	
21	Egan Grafel	0-0	0-0	0-0	0-0	0	0	0	0	0	0	1	8	
31	Bristan Kelley	0-0	0-0	0-0	0-2	2	1	0	0	3	1	0	9	
<b>TEAM</b>														
<b>TOTALS</b>					21-48	3-8	7-9	8-22	30	15	52	13	23	6
<b>TOTAL FG%:</b>					1st half 10-24	.417	2nd half 11-24	.458	Game	21-48	.438	<b>DBR:</b> 1		
<b>3-Pt. FG%:</b>					1st half 2-3	.667	2nd half 1-5	.200	Game	3-8	.375			
<b>FT%:</b>					1st half 1-1	1.000	2nd half 6-8	.750	Game	7-9	.778			

**Technical fouls:** none **score by periods**  
**Officials:** Rick Hartzell, Donnee Gray, Terry Wymer Michigan 33-34 67  
**Attendance:** 10,317 Northern Illinois 23-29 52

# GAME SUMMARIES AND BOX SCORE: 2006-07 SEASON

<b>G A M E</b>	<b>13</b>	<b>MICHIGAN</b> ..... <b>55</b>
		<b>at 1/1 UCLA</b> ..... <b>92</b>
		<b>December 23, 2006 • Pauley Pavilion</b>
		<b>Los Angeles, Calif. • CBS</b>

No.	Michigan (11-2)	FG	3FG	FT	O-D	TOT	F	TP	A	TO	BLK	S	MIN
24	Ron Coleman, w	1-3	0-1	0-0	1-1	2	0	2	1	4	0	0	23
32	Lester Abram, w	4-6	0-2	3-4	3-1	4	3	11	1	2	0	0	23
23	Brent Petway, f	3-3	0-0	2-2	3-4	7	4	8	1	4	0	0	20
44	Courtney Sims, c	6-10	0-0	1-1	0-2	2	3	13	0	4	5	1	24
5	Dion Harris, g	1-6	0-4	0-0	1-0	1	1	2	0	3	0	0	28
1	Jerret Smith	2-4	0-1	0-0	0-0	0	1	4	5	2	0	0	23
4	DeShawn Sims	2-8	0-0	1-2	0-0	0	1	5	1	1	0	0	16
10	Reed Baker	0-3	0-1	0-0	0-0	0	0	0	0	1	0	0	12
15	Jevohn Shepherd	1-2	1-1	0-0	1-3	4	0	3	0	2	0	0	11
22	Ekpe Udoh	3-5	0-0	1-2	2-1	3	3	7	0	0	1	0	20
<b>TEAM</b>					0-1 1								
<b>TOTALS</b>					23-50 1-10 8-11 11-13 24 16 55 9 23 6 2 200								
<b>TOTAL FG%:</b>		1st half 9-20 .450	2nd half 14-30 .467		Game 23-50 .460		<b>DBR:</b> 2						
<b>3-Pt. FG%:</b>		1st half 0-5 .000	2nd half 1-5 .200		Game 1-10 .100								
<b>FT%:</b>		1st half 5-7 .714	2nd half 3-4 .750		Game 8-11 .727								

No.	1/1 UCLA (11-0)	FG	3FG	FT	O-D	TOT	F	TP	A	TO	BLK	S	MIN
3	Josh Shipp, f	7-10	1-4	3-3	1-2	3	2	18	2	2	0	2	25
23	Luc Richard Mbah a Moute, f	4-8	1-1	4-4	1-1	2	1	13	2	1	1	7	26
14	Lorenzo Mata, c	4-4	0-0	1-2	1-2	3	3	9	0	0	0	0	25
2	Darren Collison, g	6-7	1-1	2-2	0-2	2	0	15	8	2	0	2	28
3	Arron Afflalo, g	6-13	3-5	2-3	1-0	1	0	17	2	1	1	0	27
0	Russell Westbrook	1-4	1-1	0-0	1-0	1	1	3	1	1	0	0	13
10	Mustafa Abdul-Hamid	0-0	0-0	0-0	0-0	0	0	0	0	0	0	0	1
11	Ryan Wright	0-0	0-0	2-3	0-2	2	0	2	0	2	0	0	10
12	Alfred Aboya	0-1	0-0	0-0	3-1	4	2	0	1	1	0	0	10
13	James Keefe	1-1	1-1	1-2	1-4	5	2	4	0	1	2	0	9
20	Michael Roll	3-5	2-4	0-0	0-1	1	1	8	3	1	0	1	20
41	Nikola Dragovic	1-3	1-3	0-0	0-0	0	0	3	0	0	0	0	6
<b>TEAM</b>					3-1 4								
<b>TOTALS</b>					33-56 11-20 15-19 12-16 28 12 92 19 13 4 12 200								
<b>TOTAL FG%:</b>		1st half 13-26 .500	2nd half 20-30 .667		Game 33-56 .589		<b>DBR:</b> 2,1						
<b>3-Pt. FG%:</b>		1st half 5-9 .556	2nd half 6-11 .545		Game 11-20 .550								
<b>FT%:</b>		1st half 5-6 .833	2nd half 10-13 .769		Game 15-19 .789								


**Technical fouls:** none  
**Officials:** Verne Harris, Dave Libby, Mark Reischling  
**Attendance:** 11,876

**score by periods**  
 Michigan 23-32 55  
 1/1 UCLA 36-56 92

## Turnovers Cause Wolverines To Fall at No. 1-Ranked UCLA Bruins

**LOS ANGELES, Calif.** -- Michigan dropped a 92-55 decision to the No. 1-ranked UCLA Bruins at Pauley Pavilion. The Wolverines were plagued by turnovers, compiling a season-high 23 compared to only nine assists. Many of those turnovers were a result of solid defensive pressure from the Bruins on Wolverine guards, leaving Michigan struggling to get the ball inside. That -- coupled with UCLA's 59 percent (33-of-56) shooting from the floor and 55 percent (11-of-20) shooting from three-point range -- ultimately led to Michigan's second loss of the season and first against a ranked opponent.

**Courtney Sims** led the Wolverines with 13 points on 6-of-10 shooting to go along with five blocks and two rebounds. **Lester Abram** was U-M's other double-digit scorer, finishing the game with 11 points on 4-of-6 shooting with four rebounds and one assist. And while it may not be obvious on a stat sheet, Michigan saw numerous young players step up and show a spark against the Bruins, particularly **Ekpe Udoh** and **DeShawn Sims**. Udoh finished the game with seven points, three rebounds and one block while Sims finished with five points, one assist and one steal.



**Courtney Sims led the Wolverines with 13 points and five blocks at UCLA. Sims scored 11 of his 13 points in the second half and finished the game 6-for-10 from the field.**

2006-07 Michigan Basketball  
Michigan Combined Team Statistics (as of Dec 23, 2006)  
All games

<b>RECORD:</b>	<b>OVERALL:</b>	<b>HOME</b>	<b>AWAY</b>	<b>NEUTRAL</b>
<b>ALL GAMES.....</b>	<b>(11-2)</b>	<b>(10-0)</b>	<b>(1-2)</b>	<b>(0-0)</b>
<b>CONFERENCE.....</b>	<b>(0-0)</b>	<b>(0-0)</b>	<b>(0-0)</b>	<b>(0-0)</b>
<b>NON-CONFERENCE.....</b>	<b>(11-2)</b>	<b>(10-0)</b>	<b>(1-2)</b>	<b>(0-0)</b>

## Player	GP-GS	Min--Avg	---TOTAL---		---3-PTS---		----REBOUNDS----								PF	FO	A	TO	Blk	Stl	Pts	Avg
			FG-FGA	Pct	3FG-FGA	Pct	FT-FTA	Pct	Off	Def	Tot	Avg										
44 Sims, Courtney.....	13-13	328 25.2	79-120	.658	0-0	.000	42-62	.677	30	63	93	7.2	33	0	6	34	22	8	200	15.4		
05 Harris, Dion.....	13-13	395 30.4	54-137	.394	26-76	.342	32-41	.780	5	27	32	2.5	24	0	63	34	2	17	166	12.8		
32 Abram, Lester.....	13-13	345 26.5	40-93	.430	9-30	.300	23-28	.821	15	37	52	4.0	32	1	35	31	4	20	112	8.6		
24 Coleman, Ron.....	13-13	361 27.8	43-89	.483	14-37	.378	6-11	.545	14	30	44	3.4	13	0	18	15	4	3	106	8.2		
23 Petway, Brent.....	13-13	323 24.8	43-68	.632	0-0	.000	19-27	.704	39	60	99	7.6	30	1	22	22	24	5	105	8.1		
22 Udoh, Ekpe.....	13-0	241 18.5	29-54	.537	0-1	.000	4-11	.364	26	31	57	4.4	23	0	9	11	24	10	62	4.8		
01 Smith, Jerret.....	13-0	254 19.5	19-50	.380	9-27	.333	3-4	.750	4	23	27	2.1	22	1	37	21	0	11	50	3.8		
15 Shepherd, Jevohn...	12-0	132 11.0	14-36	.389	3-10	.300	4-7	.571	6	19	25	2.1	11	0	9	12	2	7	35	2.9		
04 Sims, DeShawn.....	11-0	86 7.8	12-31	.387	0-3	.000	8-14	.571	8	7	15	1.4	8	0	5	8	6	2	32	2.9		
21 Price, Kendric....	4-0	16 4.0	4-6	.667	0-0	.000	1-2	.500	2	4	6	1.5	1	0	1	4	0	1	9	2.3		
10 Baker, Reed.....	10-0	75 7.5	5-23	.217	4-14	.286	3-5	.600	0	1	1	0.1	8	0	6	6	0	3	17	1.7		
03 Morris, K'Len.....	7-0	37 5.3	3-9	.333	0-3	.000	1-2	.500	1	1	2	0.3	1	0	1	2	0	3	7	1.0		
30 Merritt, David.....	2-0	4 2.0	0-0	.000	0-0	.000	0-0	.000	0	0	0	0.0	1	0	1	0	0	0	0	0.0		
40 DeVries, Phil.....	1-0	3 3.0	0-0	.000	0-0	.000	0-0	.000	0	1	1	1.0	0	0	0	0	0	0	0	0.0		
TEAM.....									14	17	31	2.4	0		0							
Total.....	13	2600	345-716	.482	65-201	.323	146-214	.682	164	321	485	37.3	207	3	213	200	88	90	901	69.3		
Opponents.....	13	2600	261-690	.378	83-240	.346	139-185	.751	131	245	376	28.9	222	6	150	207	24	77	744	57.2		

TEAM STATISTICS	MICH	OPP	DATE	OPPONENT	W/L	SCORE	ATTEND
SCORING.....	901	744	11/10/06	CENTRAL CONNECTICUT STATE	W	60-40	8426
Points per game.....	69.3	57.2	11/11/06	DAVIDSON	W	78-68	8762
Scoring margin.....	+12.1	-	11/12/06	EASTERN MICHIGAN	W	80-51	8958
FIELD GOALS-ATT.....	345-716	261-690	11/15/06	UW-MILWAUKEE	W	66-59	8102
Field goal pct.....	.482	.378	11/17/06	HARVARD	W	82-50	7148
3 POINT FG-ATT.....	65-201	83-240	11/22/06	YOUNGSTOWN STATE	W	65-56	7691
3-point FG pct.....	.323	.346	11/25/06	MARYLAND-BALTIMORE COUNTY	W	66-54	9078
3-pt FG made per game..	5.0	6.4	11/27/06	at NC State	L	67-74	13135
FREE THROWS-ATT.....	146-214	139-185	12/02/06	WOFFORD COLLEGE	W	83-49	8117
Free throw pct.....	.682	.751	12/07/06	at Miami (Ohio)	W	62-56	6112
REBOUNDS.....	485	376	12/09/06	DELAWARE STATE	W	70-43	9449
Rebounds per game.....	37.3	28.9	12/16/06	NORTHERN ILLINOIS	W	67-52	10317
Rebounding margin.....	+8.4	-	12/23/06	at UCLA	L	55-92	11876
ASSISTS.....	213	150	* = Conference game				
Assists per game.....	16.4	11.5					
TURNOVERS.....	200	207					
Turnovers per game....	15.4	15.9					
Turnover margin.....	+0.5	-					
Assist/turnover ratio..	1.1	0.7					
STEALS.....	90	77					
Steals per game.....	6.9	5.9					
BLOCKS.....	88	24					
Blocks per game.....	6.8	1.8					
WINNING STREAK.....	0	-					
Home win streak.....	10	-					
ATTENDANCE.....	86048	31123					
Home games-Avg/Game....	10-8605	3-10374					
Neutral site-Avg/Game..	-	0-0					

SCORE BY PERIODS:	1st	2nd	Total
Michigan.....	438	463	901
Opponents.....	319	425	744