



2006 Regular Season Statistics

SCHEDULE & RESULTS

Overall Record: 11-1 (.917)
Big Ten: 7-1 (.875)
Home: 7-0 **Away:** 4-1 **Neutral:** 0-0

MICHIGAN ATTENDANCE

Attendance	12 games	1,118,559 (93,213 avg.)
Home	7 games	770,183 (110,026 avg.)
Away	4 games	389,635 (77,927 avg.)

SCORING BY QUARTERS

Team	1st	2nd	3rd	4th	OT	Total
Michigan	93	108	95	66	0	362
Opponents	30	64	30	51	0	175

Date	Rank#	Opponent	W/L	Score	Time	TV	Attend.
Preseason	14						
Sept. 2	14/NR	VANDERBILT	W	27-7	Noon	ESPN	109,668
Sept. 9	10/NR	CENTRAL MICHIGAN	W	41-17	Noon	ESPN +	108,712
Sept. 16	11/2	at Notre Dame	W	47-21	3:30 p.m.	NBC	80,795
Sept. 23	6/NR	WISCONSIN*	W	27-13	Noon	ESPN	111,058
Sept. 30	6/NR	at Minnesota*	W	28-14	8 p.m.	ESPN	50,805
Oct. 7	6/NR	MICHIGAN STATE*	W	31-13	4:30 p.m.	ESPN	111,349
Oct. 14	4/NR	at Penn State*	W	17-10	8 p.m.	ABC	111,007
Oct. 21	2/NR	IOWA*	W	20-6	3:30 p.m.	ABC	110,923
Oct. 28	2/NR	NORTHWESTERN*	W	17-3	Noon	ESPN	109,114
Nov. 4	2/NR	BALL STATE	W	34-26	Noon	ESPNU	109,359
Nov. 11	2/NR	at Indiana*	W	34-3	3:30 p.m.	ESPN	42,320
Nov. 18	2/1	at Ohio State*	L	39-42	3:30 p.m.	ABC	105,708
Jan. 1	3/8	vs. Southern California			4:30 p.m.	ABC	

All Times Eastern / * Big Ten games / Home game (bold) at Michigan Stadium
 # Rankings (U-M / Opponent) from the Associated Press Top 25

TEAM STATISTICS

Category	Michigan	Opponents
SCORING	362	175
Points Per Game	30.2	14.6
FIRST DOWNS	232	167
Rushing	117	33
Passing	103	115
Penalty	12	19
RUSHING YARDAGE	2270	516
Yards gained rushing	2480	967
Yards lost rushing	210	451
Rushing Attempts	508	278
Average Per Rush	4.5	1.9
Average Per Game	189.2	43.0
TDs Rushing	21	5
PASSING YARDAGE	2229	2533
Att-Comp-Int	290-180-7	443-235-12
Average Per Pass	7.7	5.7
Average Per Catch	12.4	10.8
Average Per Game	185.8	211.1
TDs Passing	20	15
TOTAL OFFENSE	4499	3049
Total Plays	798	721
Average Per Play	5.6	4.2
Average Per Game	374.9	254.1
KICK RETURNS: #-YARDS	28-564	58-1269
PUNT RETURNS: #-YARDS	33-357	23-173
INT RETURNS: #-YARDS	12-96	7-143
KICK RETURN AVERAGE	20.1	21.9
PUNT RETURN AVERAGE	10.8	7.5
INT RETURN AVERAGE	8.0	20.4
FUMBLES-LOST	12-3	18-13
PENALTIES-YARDS	60-550	60-474
Average Per Game	45.8	39.5
PUNTS-YARDS	58-2291	80-3380
Average Per Punt	39.5	42.2
Net punt average	34.4	36.8
TIME OF POSSESSION/GAME	33:52	26:08
3RD-DOWN CONVERSIONS (Pct.)	65/165 (39%)	45/167 (27%)
4TH-DOWN CONVERSIONS	8/11 (73%)	7/19 (37%)
SACKS BY-YARDS	42-325	18-115
MISC YARDS	-17	0
TOUCHDOWNS SCORED	45	21
FIELD GOALS-ATTEMPTS	16-19	9-11
ON-SIDE KICKS	0-1	1-1
RED-ZONE SCORES	41-45 91%	15-21 71%
RED-ZONE TOUCHDOWNS	27-45 60%	9-21 43%
PAT-ATTEMPTS	42-44 95%	20-20 100%



David Harris shared the 2006 Bo Schembechler Most Valuable Player Award with tailback Mike Hart. Harris earned first-team All-Big Ten honors after leading the team with a career-best 95 tackles, 15 tackles for loss and four sacks.



2006 Individual Statistics

RUSHING


Player	G	Att	Gain	Loss	Net	Avg	TD	Long	Avg/G
Hart, Mike	12	301	1552	37	1515	5.0	14	54	126.2
Minor, Brandon	10	40	246	11	235	5.9	2	40	23.5
Jackson, Jerome	7	28	216	3	213	7.6	2	33	30.4
Grady, Kevin	9	55	202	15	187	3.4	3	19	20.8
Breaston, Steve	12	10	80	1	79	7.9	0	26	6.6
Brown, Carlos	7	16	44	3	41	2.6	0	8	5.9
Manningham, Mario	9	5	17	0	17	3.4	0	12	1.9
Forcier, Jason	5	2	14	0	14	7.0	0	12	2.8
Hood, Darnell	12	2	12	0	12	6.0	0	10	1.0
Simpson, Mister	4	2	11	0	11	5.5	0	6	2.8
Bradley, Alijah	12	1	2	0	2	2.0	0	2	0.2
Team	12	6	0	13	-13	-2.2	0	0	-1.2
Henne, Chad	12	40	84	127	-43	-1.1	0	14	-3.6
Total	12	508	2480	210	2270	4.5	21	54	189.2
Opponents	12	278	967	451	516	1.9	5	56	43.0

PASSING

Player	G	Effic	Att-Comp-Int	Pct	Yards	TD	Long	Avg/G
Henne, Chad	12	144.15	177-287-7	61.7	2199	20	69	183.2
Forcier, Jason	5	184.00	3-3-0	100.0	30	0	12	6.0
Total	12	144.56	180-290-7	62.1	2229	20	69	185.8
Opponents	12	106.83	235-443-12	53.0	2533	15	62	211.1



Mike Hart set career highs in every rushing category, carrying the ball 301 times for 1,515 yards and 14 touchdowns.



Adrian Arrington was second on the team in touchdown receptions (seven) and receptions (36) while listing third with 510 receiving yards.

RECEIVING

Player	G	No.	Yards	Avg.	TD	Long	Avg/G
Breaston, Steve	12	51	555	10.9	1	62	46.2
Arrington, Adrian	12	36	510	14.2	7	37	42.5
Manningham, Mario	9	32	624	19.5	9	69	69.3
Butler, Carson	11	18	161	8.9	1	28	14.6
Hart, Mike	12	15	127	8.5	0	31	10.6
Massey, Mike	9	8	72	9.0	0	20	8.0
Mathews, Greg	12	7	68	9.7	0	22	5.7
Ecker, Tyler	7	6	77	12.8	2	22	11.0
Oluigbo, Obi	12	2	23	11.5	0	14	1.9
Minor, Brandon	10	1	9	9.0	0	9	0.9
Grady, Kevin	9	1	8	8.0	0	8	0.9
Tabb, Carl	12	1	2	2.0	0	2	0.2
Bradley, Alijah	12	1	-5	-5.0	0	0	-0.4
Riley, Rueben	11	1	-9	-9.0	0	0	-0.8
Savoy, LaTerryal	12	0	7	0.0	0	0	0.6
Total	12	180	2229	12.4	20	69	185.8
Opponents	12	235	2533	10.8	15	62	211.1



PUNT RETURNS

Player	No.	Yards	Avg.	TD	Long
Breaston, Steve	29	332	11.4	1	83
Mathews, Greg	2	14	7.0	0	9
Hall, Leon	1	11	11.0	0	11
Brown, Stevie	1	0	0.0	0	0
Total	33	357	10.8	1	83
Opponents	23	173	7.5	0	24

KICKOFF RETURNS

Player	No.	Yards	Avg.	TD	Long
Breaston, Steve	17	415	24.4	0	64
Sears, Johnny	5	89	17.8	0	22
Oluigbo, Obi	3	28	9.3	0	10
Tabb, Carl	2	28	14.0	0	19
Minor, Brandon	1	4	4.0	0	4
Total	28	564	20.1	0	64
Opponents	58	1269	21.9	0	46

INTERCEPTIONS


Player	No.	Yards	Avg.	TD	Long
Hall, Leon	3	10	3.3	0	10
Burgess, Prescott	2	66	33.0	1	35
Mundy, Ryan	1	0	0.0	0	0
Adams, Jamar	1	0	0.0	0	0
Pollock, Max	1	12	12.0	1	12
Trent, Morgan	1	0	0.0	0	0
Branch, Alan	1	0	0.0	0	0
Barringer, Willis	1	0	0.0	0	0
Harris, David	1	8	8.0	0	8
Total	12	96	8.0	2	35
Opponents	7	143	20.4	1	51

FUMBLE RETURNS

Player	No.	Yards	Avg.	TD	Long
Hall, Leon	2	-1	-0.5	0	2
Crable, Shawn	1	10	10.0	0	10
Woodley, LaMarr	1	54	54.0	1	54
Total	4	63	15.8	1	54
Opponents	0	0	0.0	0	0



Zoltan Mesko averaged 41.5 yards on 44 punts this season, knocking 16 boots inside the opposition's 20-yard line.



The Big Ten's punt return leader, Steve Breaston had 29 punt returns for 332 yards and one touchdown. He added 17 kickoff returns for 415 yards (24.4 avg.).

FIELD GOALS

Player	FM-FA	Pct.	10-19	20-29	30-39	40-49	50+	Lg	Blk
Rivas, Garrett	16-19	84.2	0-0	6-7	8-8	2-4	0-0	48	1

FIELD GOAL SEQUENCE

Game	Michigan	Opponents
Vanderbilt	(33),42,(48)	-
Central Michigan	(38),(40)	(29)
Notre Dame	(20),(33)	-
Wisconsin	(31),(32)	(39),(26)
Minnesota	22	-
Michigan State	(24)	33
Penn State	(23)	46,(22)
Iowa	(20),(37)	(34),(22)
Northwestern	(30),40	(38)
Ball State	(22),(23)	(46)
Indiana	-	(39)
Ohio State	(39)	-

Numbers in (parentheses) indicate field goal was made.

PUNTING

Player	No.	Yards	Avg.	Long	TB	FC	I20	Blk
Mesko, Zoltan	44	1828	41.5	64	4	7	16	0
Ryan, Ross	14	463	33.1	42	2	5	4	0
Total	58	2291	39.5	64	6	12	20	0
Opponents	80	3380	42.2	63	4	17	18	0

KICKOFFS

Player	No.	Yards	Avg.	TB	OB	Return	Net	YL
Rivas, Garrett	39	2411	61.8	7	0			
Ryan, Ross	33	2034	61.6	6	1			
Mesko, Zoltan	1	46	46.0	0	0			
Total	73	4491	61.5	13	1	1269	40.6	24
Opponents	40	2286	57.2	9	1	564	38.5	26

36 SEASON IN REVIEW



TOTAL OFFENSE

Player	G	Plays	Rush	Pass	Total	Avg./G
Henne, Chad	12	327	-43	2199	2156	179.7
Hart, Mike	12	301	1515	0	1515	126.2
Minor, Brandon	10	40	235	0	235	23.5
Jackson, Jerome	7	28	213	0	213	30.4
Grady, Kevin	9	55	187	0	187	20.8
Breaston, Steve	12	10	79	0	79	6.6
Forcier, Jason	5	5	14	30	44	8.8
Brown, Carlos	7	16	41	0	41	5.9
Manningham, Mario	9	5	17	0	17	1.9
Hood, Darnell	12	2	12	0	12	1.0
Simpson, Mister	4	2	11	0	11	2.8
Bradley, Alijah	12	1	2	0	2	0.2
Team	12	6	-13	0	-13	-3.2
Total	12	798	2270	2229	4499	374.9
Opponents	12	721	516	2533	3049	254.1

ALL PURPOSE

Player	G	Rush	Rec	PR	KR	IR	Total	Avg/G
Hart, Mike	12	1515	127	0	0	0	1642	136.8
Breaston, Steve	12	79	555	332	415	0	1381	115.1
Manningham, Mario	9	17	624	0	0	0	641	71.2
Arrington, Adrian	12	0	510	0	0	0	510	42.5
Minor, Brandon	10	235	9	0	4	0	248	24.8
Jackson, Jerome	7	213	0	0	0	0	213	30.4
Grady, Kevin	9	187	8	0	0	0	195	21.7
Butler, Carson	11	0	161	0	0	0	161	14.6
Sears, Johnny	11	0	0	0	89	0	89	8.1
Mathews, Greg	12	0	68	14	0	0	82	6.8
Ecker, Tyler	7	0	77	0	0	0	77	11.0
Massey, Mike	9	0	72	0	0	0	72	8.0
Burgess, Prescott	11	0	0	0	0	66	66	6.0
Oluigbo, Obi	12	0	23	0	28	0	51	4.2
Brown, Carlos	7	41	0	0	0	0	41	5.9
Tabb, Carl	12	0	2	0	28	0	30	2.5
Hall, Leon	12	0	0	11	0	10	21	1.8
Forcier, Jason	5	14	0	0	0	0	14	2.8
Hood, Darnell	12	12	0	0	0	0	12	1.0
Pollock, Max	3	0	0	0	0	12	12	4.0
Simpson, Mister	4	11	0	0	0	0	11	2.8
Harris, David	12	0	0	0	0	8	8	0.7
Savoy, LaTerryal	12	0	7	0	0	0	7	0.6
Bradley, Alijah	12	2	-5	0	0	0	-3	-0.2
Riley, Rueben	11	0	-9	0	0	0	-9	-0.8
Team	12	-13	0	0	0	0	-13	-3.2
Henne, Chad	12	-43	0	0	0	0	-43	-3.6
Total	12	2270	2229	357	564	96	5516	459.7
Opponents	12	516	2533	173	1269	143	4634	386.2



Michigan's all-time career scoring leader scorer, Garrett Rivas needs one point in the Rose Bowl to join Anthony Thomas as the only player in school history to collect three 90-point seasons in a career. Rivas has converted 16-of-19 field goals and hit 41 PATs this season.

SCORING

Player	TD	FGs	PATs						Safety	Points	High Game
			Kick	Rush	Rec.	Pass	DXP				
Rivas, Garrett	0	16-19	41-43	0-0	0	0-0	0	0	89	11 at Notre Dame (Sept. 16)	
Hart, Mike	14	0-0	0-0	0-0	0	0-0	0	0	84	18 vs. Central Michigan (Sept. 9), at Ohio State (Nov. 18)	
Manningham, Mario	9	0-0	0-0	0-0	0	0-0	0	0	54	18 at Notre Dame (Sept. 16)	
Arrington, Adrian	7	0-0	0-0	0-0	0	0-0	0	0	42	12 at Minnesota (Sept. 30)	
Grady, Kevin	3	0-0	0-0	0-0	0	0-0	0	0	18	6 on three occasions	
Breaston, Steve	2	0-0	0-0	0-0	1	0-0	0	0	14	12 at Indiana (Nov. 11)	
Jackson, Jerome	2	0-0	0-0	0-0	0	0-0	0	0	12	6 vs. Ball State (Nov. 4), at Indiana (Nov. 11)	
Minor, Brandon	2	0-0	0-0	0-0	0	0-0	0	0	12	6 vs. Michigan State (Oct. 7), Ball State (Nov. 4)	
Ecker, Tyler	2	0-0	0-0	0-0	0	0-0	0	0	12	6 vs. Vanderbilt (Sept. 2), at Ohio State (Nov. 18)	
Woodley, LaMarr	1	0-0	0-0	0-0	0	0-0	0	0	6	6 at Notre Dame (Sept. 16)	
Butler, Carson	1	0-0	0-0	0-0	0	0-0	0	0	6	6 vs. Ball State (Nov. 4)	
Burgess, Prescott	1	0-0	0-0	0-0	0	0-0	0	0	6	6 at Notre Dame (Sept. 16)	
Pollock, Max	1	0-0	0-0	0-0	0	0-0	0	0	6	6 vs. Central Michigan (Sept. 9)	
Gingell, Jason	0	0-0	1-1	0-0	0	0-0	0	0	1	1 vs. Central Michigan (Sept. 9)	
Henne, Chad	0	0-0	0-0	0-0	0	1-1	0	0	0		
Total	45	16-19	42-44	0-0	1	1-1	0	0	362	47 at Notre Dame (Sept. 16)	
Opponents	21	9-11	20-20	0-1	0	0-0	0	1	175	42 vs. Ohio State (Nov. 18)	



DEFENSIVE STATISTICS

Player	GP	Solo	Asst.	Total	TFL(s)	Sack(s)	Int-Yds	PBU	FR-Yds	FF	Block	High Game
Harris, David	12	64	31	95	15.0-56	4.0-36	1-8	2	.	1	.	16 vs. Ball State (Nov. 4)
Burgess, Prescott	11	30	18	48	6.5-36	3.0-28	2-66	5	.	.	.	8 vs. Michigan State (Oct. 7)
Adams, Jamar	12	36	8	44	2.0-11	1.0-9	1-0	7	.	1	.	6 on three occasions
Hall, Leon	12	31	10	41	2.0-8	1.0-6	3-10	18	2--1	.	.	6 at Ohio State (Nov. 18)
Trent, Morgan	11	34	3	37	2.0-7	.	1-0	2	1-0	.	.	6 at Notre Dame (Sept. 16)
Crable, Shawn	12	26	7	33	10.5-40	4.5-26	.	2	1-10	1	.	4 on five occasions
Woodley, LaMarr	12	25	8	33	15.5-123	11.0-111	.	.	4-54	4	.	5 at Penn State (Oct. 14)
Englemon, Brandent	11	20	9	29	2.5-4	.	.	3	.	1	.	5 vs. Wisconsin (Sept. 23), at Minnesota (Sept. 30)
Harrison, Brandon	12	18	9	27	3.0-14	6 at Notre Dame (Sept. 16)
Mundy, Ryan	11	17	8	25	2.0-4	1.0-1	1-0	1	.	.	.	8 vs. Michigan State (Oct. 7)
Graham, Chris	9	16	9	25	1.0-1	.	.	2	.	.	.	6 at Indiana (Nov. 11), at Ohio State (Nov. 18)
Branch, Alan	12	15	8	23	5.0-21	2.0-16	1-0	2	2-0	2	.	4 at Penn State (Oct. 14)
Stewart, Charles	12	16	6	22	.	.	.	2	.	.	.	4 vs. Vanderbilt (Sept. 2), vs. Michigan St. (Oct. 7)
Taylor, Terrance	12	10	11	21	4.0-18	1.0-12	.	2	1-0	.	.	7 at Ohio State (Nov. 18)
Biggs, Rondell	12	13	3	16	8.0-36	6.0-32	.	1	.	.	.	6 vs. Vanderbilt (Sept. 2)
Hood, Darnell	12	14	2	16	1	.	3 vs. Central Michigan (Sept. 9), vs. Ball State (Nov. 4)
Sears, Johnny	11	12	1	13	4 at Ohio State (Nov. 18)
Brown, Stevie	12	9	4	13	3 vs. Ball State (Nov. 4)
Barringer, Willis	11	7	4	11	1.0-1	.	1-0	2	.	.	.	5 vs. Wisconsin (Sept. 23)
Jamison, Tim	11	6	4	10	5.0-29	5.0-29	3 vs. Iowa (Oct. 21), at Indiana (Nov. 11)
Campbell, Anton	11	9	1	10	3 vs. Vanderbilt (Sept. 2)
Van Alstyne, Jeremy	12	2	4	6	2 vs. Iowa (Oct. 21)
Johnson, Will	12	5	1	6	2.5-12	1.0-8	2 vs. Wisconsin (Sept. 23)
Richards, Chris	10	3	2	5	.	.	.	1	.	.	.	2 vs. Ball State (Nov. 4)
Opong-Owusu, B.J.	9	4	1	5	1 on five occasions
Logan, Brandon	5	2	2	4	3 vs. Wisconsin (Sept. 23)
Thompson, John	12	3	1	4	1 on four occasions
Savoy, LaTerryal	12	3	1	4	1 on four occasions
Butler, Carson	11	2	1	3	1 on three occasions
Graham, Brandon	10	1	2	3	0.5-3	0.5-3	.	.	.	1	.	2 at Indiana (Nov. 11)
Tabb, Carl	12	2	1	3	1 on three occasions
Germany, Eugene	8	1	2	3	2 at Indiana (Nov. 11)
Kraus, Adam	12	1	1	2	1 vs. Wisconsin (Sept. 23), at Penn State (Oct. 14)
Henne, Chad	12	2	.	2	1 at Notre Dame (Sept. 16), at Indiana (Nov. 11)
McLaurin, Chris	9	.	2	2	1 at Minnesota (Sept. 30), at Penn State (Oct. 14)
Oluigbo, Obi	12	2	.	2	1-0	2	.	1 at Notre Dame (Sept. 16), at Penn State (Oct. 14)
Patterson, Adam	6	1	1	2	1 vs. Michigan State (Oct. 7), at Indiana (Nov. 11)
Thompson, Brian	12	1	.	1	1 at Penn State (Oct. 14)
Arrington, Adrian	12	1	.	1	1 vs. Wisconsin (Sept. 23)
Criswell, Andre	11	1	.	1	1 vs. Michigan State (Oct. 7)
Ryan, Ross	11	1	.	1	1 vs. Central Michigan (Sept. 9)
Booth, Turner	12	1	.	1	1-0	.	.	1 vs. Vanderbilt (Sept. 2)
Massey, Mike	9	1	.	1	1 at Indiana (Nov. 11)
Griffin, Sean	1	1	.	1	1 vs. Central Michigan (Sept. 9)
Pollock, Max	3	1-12	1
Total	12	469	186	655	88-424	42-325	12-96	53	13-63	14	.	.
Opponents	12	591	271	862	54.0-184	18-115	7-143	33	3-0	10	2	1




Prescott Burgess



Leon Hall



Shawn Crable



Jamar Adams

2006 Michigan Single Game Bests

INDIVIDUAL GAME HIGHS

Rushing Attempts: 31, Mike Hart vs. Vanderbilt (Sept. 2)
 31, Mike Hart, at Notre Dame (Sept. 16)
 31, Mike Hart, at Minnesota (Sept. 30)
 31, Mike Hart vs. Iowa (Oct. 21)

Rushing Yards: 195, Mike Hart at Minnesota (Sept. 30)

Rushing TDs: 3, Mike Hart vs. Central Michigan (Sept. 9)
 3, Mike Hart at Ohio State (Nov. 18)

Pass Attempts: 35, Chad Henne at Ohio State (Nov. 18)

Pass Completions: 23, Chad Henne vs. Iowa (Oct. 21)

Passing Yards: 284, Chad Henne at Minnesota (Sept. 30)

Passing TDs: 3, Chad Henne at Notre Dame (Sept. 16)
 3, Chad Henne at Minnesota (Sept. 30)
 3, Chad Henne vs. Michigan State (Oct. 7)

Receptions: 8, Adrian Arrington vs. Iowa (Oct. 21)

Receiving Yards: 137, Mario Manningham at Notre Dame (Sept. 16)

Receiving TDs: 3, Mario Manningham at Notre Dame (Sept. 16)

Total Plays: 39, Chad Henne at Ohio State (Nov. 18)

Total Yards: 282, Chad Henne at Minnesota (Sept. 30)

Points Kicking: 11, Garrett Rivas at Notre Dame (Sept. 16)

Points Rushing: 18, Mike Hart vs. Central Michigan (Sept. 9)
 18, Mike Hart at Ohio State (Nov. 18)

Points Receiving: 18, Mario Manningham at Notre Dame (Sept. 16)

Field Goals Made: 2, Garrett Rivas vs. Vanderbilt (Sept. 2)
 2, Garrett Rivas vs. Central Michigan (Sept. 9)
 2, Garrett Rivas at Notre Dame (Sept. 16)
 2, Garrett Rivas vs. Wisconsin (Sept. 23)
 2, Garrett Rivas vs. Iowa (Oct. 21)
 2, Garrett Rivas vs. Ball State (Nov. 4)

Field Goals Attempted: 3, Garrett Rivas vs. Vanderbilt (Sept. 2)

PATs Attempted: 6, Garrett Rivas at Notre Dame (Sept. 16)

PATs Made: 5, Garrett Rivas at Notre Dame (Sept. 16)

Punting Attempts: 6, Zoltan Mesko vs. Northwestern (Oct. 28)

Punting Yards: 222, Zoltan Mesko at Ohio State (Nov. 18)

Punting Average: 51.0, Zoltan Mesko vs. Michigan State (Oct. 7)

Punt Returns: 9, Steve Breaston vs. Wisconsin (Sept. 23)

Punt Return Yards: 116, Steve Breaston vs. Wisconsin (Sept. 23)

Punt Return Average: 83., Steve Breaston at Indiana (Nov. 11)

Kick Returns: 5, Steve Breaston vs. Ball State (Nov. 4)

Kick Return Yards: 133, Steve Breaston vs. Ball State (Nov. 4)

Kick Return Average: 64.0, Steve Breaston vs. Iowa (Oct. 21)

Interceptions: 2, Prescott Burgess at Notre Dame (Sept. 16)

Interception Yards: 66, Prescott Burgess at Notre Dame (Sept. 16)

Tackles: 16, David Harris vs. Ball State (Nov. 4)

Solo Tackles: 14, David Harris vs. Ball State (Nov. 4)

Tackles for Loss: 4, Rondell Biggs vs. Vanderbilt (Sept. 2)
 4, David Harris vs. Ball State (Nov. 4)

Tackle for Loss Yards: 40, LaMarr Woodley vs. Central Michigan (Sept. 9)

Sacks: 2.5, Shawn Crable vs. Iowa (Oct. 21)

Sack Yardage: 40, LaMarr Woodley vs. Central Michigan (Sept. 9)

Pass Breakups: 3, Prescott Burgess at Notre Dame (Sept. 16)
 3, Leon Hall vs. Michigan State (Oct. 7)
 3, Leon Hall vs. Northwestern (Oct. 28)
 3, Leon Hall at Indiana (Nov. 11)

TEAM GAME HIGHS

Rushing Attempts: 51, vs. Vanderbilt (Sept. 2)

Rushing Yards: 352, vs. Ball State (Nov. 4)

Rushing TDs: 4 vs. Central Michigan (Sept. 9)

Yards Per Rush: 7.7, vs. Ball State (Nov. 4)

Passing Attempts: 35, at Ohio State (Nov. 18)

Passing Completions: 23, vs. Iowa (Oct. 21)

Passing Yards: 284, at Minnesota (Sept. 30)

Passing TDs: 3, at Notre Dame (Sept. 16)
 3, at Minnesota (Sept. 30)
 3, vs. Michigan State (Oct. 7)

Yards Per Completion: 16.9, at Notre Dame (Sept. 16)

Total Plays: 73, vs. Vanderbilt (Sept. 2)

Total Yards: 518, at Minnesota (Sept. 30)

Yards Per Play: 7.5, at Minnesota (Sept. 30)

Points: 47, at Notre Dame (Sept. 16)

Touchdowns Scored: 6, at Notre Dame (Sept. 16)

Field Goals Attempted: 3, vs. Vanderbilt (Sept. 2)

Field Goals Made: 2, vs. Vanderbilt (Sept. 2)
 2, vs. Central Michigan (Sept. 2)
 2, at Notre Dame (Sept. 16)
 2, vs. Wisconsin (Sept. 23)
 2, vs. Iowa (Oct. 21)
 2, vs. Ball State (Nov. 4)

PATs Attempted: 6, at Notre Dame (Sept. 16)

PATs Made: 5, vs. Central Michigan (Sept. 9)
 5, at Notre Dame (Sept. 16)

Punting Attempts: 8, at Penn State (Oct. 14)

Punting Yards: 289, at Penn State (Oct. 14)

Punting Average: 51.0, vs. Michigan State (Oct. 7)

Punt Return Attempts: 9, vs. Wisconsin (Sept. 23)

Punt Return Yards: 116, vs. Wisconsin (Sept. 23)

Punt Return Average: 44.0, at Indiana (Nov. 11)

Kickoff Return Attempts: 5, vs. Ball State (Nov. 4)

Kickoff Return Yards: 133, vs. Ball State (Nov. 4)

Interceptions: 3, at Notre Dame (Sept. 16)
 3, vs. Northwestern (Oct. 28)

Interception Yards: 66, at Notre Dame (Sept. 16)

Turnovers Gained: 5, at Notre Dame (Sept. 16)
 5, vs. Northwestern (Oct. 28)

Turnovers Lost: 3, vs. Wisconsin (Sept. 23)

Sacks: 7, at Penn State (Oct. 14)

First Downs: 24, vs. Ball State (Nov. 4)

Penalties: 9, vs. Central Michigan (Sept. 9)

Penalty Yards: 73, vs. Central Michigan (Sept. 9)

LONGEST PLAYS OF THE SEASON

Rushing: 54, Mike Hart at Minnesota (Sept. 30)

Rushing TD: 40, Brandon Minor vs. Michigan State (Oct. 7)
 40, Brandon Minor vs. Ball State (Nov. 4)

Passing: 69, Mario Manningham from Chad Henne at Notre Dame (Sept. 16)

Pass TD: 69, Mario Manningham from Chad Henne at Notre Dame (Sept. 16)

Punt Return: 83, Steve Breaston at Indiana (Nov. 11)

Punt Return TD: 83, Steve Breaston at Indiana (Nov. 11)

Kickoff Return: 64, Steve Breaston vs. Iowa (Oct. 21)

Kickoff Return TD: n/a

Interception Return: 35, Prescott Burgess at Notre Dame (Sept. 16)

Interception Return TD: 31, Prescott Burgess at Notre Dame (Sept. 16)

Punt: 64, Zoltan Mesko vs. Michigan State (Oct. 7)

Field Goal: 48, Garrett Rivas vs. Vanderbilt (Sept. 2)



2006 Opponent Single Game Bests

INDIVIDUAL GAME HIGHS

Rushing Attempts: 20, P.J. Hill, Wisconsin (Sept. 23)
20, Amir Pinnix, Minnesota (Sept. 30)

Rushing Yards: 139, Antonio Pittman, Ohio State (Nov. 18)

Rushing TDs: 1, Jehuu Caulcrick, Michigan State (Oct. 7)
1, Drew Stanton, Michigan State (Oct. 7)
1, Larry Bostic, Ball State (Nov. 4)
1, Antonio Pittman, Ohio State (Nov. 18)
1, Chris Wells, Ohio State (Nov. 18)

Pass Attempts: 48, Brady Quinn, Notre Dame (Sept. 16)

Pass Completions: 29, Troy Smith, Ohio State (Nov. 18)

Passing Yards: 316, Troy Smith, Ohio State (Nov. 18)

Passing TDs: 4, Troy Smith, Ohio State (Nov. 18)

Receptions: 8, Ted Ginn, Ohio State (Nov. 18)

Receiving Yards: 107, Dante Love, Ball State (Nov. 4)

Receiving TDs: 2, Logan Payne, Minnesota (Sept. 30)

Total Plays: 52, Brady Quinn, Notre Dame (Sept. 16)

Total Yards: 328, Troy Smith, Ohio State (Nov. 18)

Points Kicking: 7, Taylor Mehlhaff, Wisconsin (Sept. 23)

Points Rushing: 6, Jehuu Caulcrick, Michigan State (Oct. 7)
6, Drew Stanton, Michigan State (Oct. 7)
6, Larry Bostic, Ball State (Nov. 4)
6, Antonio Pittman, Ohio State (Nov. 18)
6, Chris Wells, Ohio State (Nov. 18)

Points Receiving: 12, Logan Payne, Minnesota (Sept. 30)

Field Goals Made: 2, Taylor Mehlhaff, Wisconsin (Sept. 23)
2, Kyle Schlicher, Iowa (Oct. 21)

Field Goals Attempted: 2, Taylor Mehlhaff, Wisconsin (Sept. 23)
2, Kevin Kelly, Penn State (Oct. 14)
2, Kyle Schlicher, Iowa (Oct. 21)

PATs Attempted: 6, Aaron Pettrey, Ohio State (Nov. 18)

PATs Made: 6, Aaron Pettrey, Ohio State (Nov. 18)

Punting Attempts: 11, Ken Debauche, Wisconsin (Sept. 23)

Punting Yards: 514, Ken Debauche, Wisconsin (Sept. 23)

Punting Average: 53.8, Brandon Fields, Michigan State (Oct. 7)

Punt Returns: 4, Derrick Williams, Penn State (Oct. 14)

Punt Return Yards: 38, Derrick Williams, Penn State (Oct. 14)

Punt Return Average: 22, Terry Love, Michigan State (Oct. 7)

Kickoff Returns: 6, David Grimes, Notre Dame (Sept. 16)
6, Terry Moss, Ball State (Nov. 4)

Kickoff Return Yards: 155, Eric Fraser, Central Michigan (Sept. 9)

Kickoff Return Average: 31, Eric Fraser, Central Michigan (Sept. 9)

Interceptions: 2, Allen Langford, Wisconsin (Sept. 23)

Interception Yards: 51, Chinedum Ndukwe, Notre Dame (Sept. 16)

Tackles: 14, Jonathan Goff, Vanderbilt (Sept. 2)

Solo Tackles: 12, Jonathan Goff, Vanderbilt (Sept. 2)

Tackles for Loss: 2.5, Victor Abiamiri, Notre Dame (Sept. 16)

Tackles for Loss Yardage: 18, Antonio Smith, Ohio State (Nov. 18)

Sacks: 2, Bryan Mattison, Iowa (Oct. 21)

Sack Yardage: 26, Bryan Mattison, Iowa (Oct. 21)

Pass Breakups: 2, Demond Williams, Michigan State (Oct. 7)
2, Tim Shaw, Penn State (Oct. 14)
2, Justin King, Penn State (Oct. 14)

TEAM GAME HIGHS

Rushing Attempts: 29, Ohio State (Nov. 18)

Rushing Yards: 187, Ohio State (Nov. 18)

Rushing TDs: 2, Michigan State (Oct. 7)
2, Ohio State (Nov. 18)

Yards Per Rush: 6.4, Ohio State (Nov. 18)

Passing Attempts: 49, Notre Dame (Sept. 16)

Passing Completions: 29, Ohio State (Nov. 18)

Passing Yards: 316, Ohio State (Nov. 18)

Passing TDs: 4, Ohio State (Nov. 18)

Yards Per Completion: 12.6, Minnesota (Sept. 30)

Total Plays: 70, Ohio State (Nov. 18)

Total Yards: 503, Ohio State (Nov. 18)

Yards Per Play: 7.2, Ohio State (Nov. 18)

Points: 42, Ohio State (Nov. 18)

Touchdowns Scored: 6, Ohio State (Nov. 18)

Field Goals Attempted: 2, Wisconsin (Sept. 23)
2, Penn State (Oct. 14)
2, Iowa (Oct. 21)

Field Goals Made: 2, Wisconsin (Sept. 23)
2, Iowa (Oct. 21)

PATs Attempted: 6, Ohio State (Nov. 18)

PATs Made: 6, Ohio State (Nov. 18)

Punting Attempts: 11, Wisconsin (Sept. 23)

Punting Yards: 514, Wisconsin (Sept. 23)

Punting Average: 53.8, Michigan State (Oct. 7)

Punt Return Attempts: 4, Penn State (Oct. 14)

Punt Return Yards: 38, Penn State (Oct. 14)

Punt Return Average: 22, Michigan State (Oct. 7)

Kickoff Return Attempts: 7, Central Michigan (Sept. 9)
7, Notre Dame (Sept. 16)

Kickoff Return Yards: 188, Central Michigan (Sept. 9)

Interceptions: 3, Wisconsin (Sept. 23)

Interception Yards: 51, Notre Dame (Sept. 16)

Turnovers Gained: 3, Wisconsin (Sept. 23)

Turnovers Lost: 5, Notre Dame (Sept. 16)
5, Northwestern (Oct. 28)

Sacks: 4, Ohio State (Nov. 18)

First Downs: 24, Ohio State (Nov. 18)

Penalties: 11, Notre Dame (Sept. 16)
11, Michigan State (Oct. 7)

Penalty Yards: 87, Michigan State (Oct. 7)

LONGEST PLAYS OF THE SEASON

Rushing: 56, Antonio Pittman, Ohio State (Nov. 18)

Rushing TD: 56, Antonio Pittman, Ohio State (Nov. 18)

Passing: 62, Terry Moss from Nate Davis, Ball State (Nov. 4)

Pass TD: 54, Dante Love from Nate Davis, Ball State (Nov. 4)

Punt Return: 22, Terry Love, Michigan State (Oct. 7)

Punt Return TD: n/a

Kickoff Return: 46, A.J. Wallace, Penn State (Oct. 14)

Kickoff Return TD: n/a

Interception Return: 51, Chinedum Ndukwe, Notre Dame (Sept. 16)

Interception Return for TD: 35, Erik Keys, Ball State (Nov. 4)

Punt: 63, Brandon Fields, Michigan State (Oct. 7)

Field Goal: 46, Brian Jackson, Ball State (Nov. 4)



2006 Michigan Scoring Drives/Plays

OPPONENT	PLAYS	YARDS	TOP	RESULT	QTR	PLAY
Vanderbilt	10	81	4:48	TD	1	Kevin Grady 19-yard run (Garrett Rivas kick)
Vanderbilt	7	17	2:51	FG	1	Garrett Rivas 33-yard field goal
Vanderbilt	10	53	4:49	FG	2	Garrett Rivas 48-yard field goal
Vanderbilt	10	41	4:08	TD	3	Tyler Ecker 14-yard pass from Chad Henne (Garrett Rivas kick)
Vanderbilt	6	41	2:22	TD	4	Mario Manningham 27-yard pass from Chad Henne (Garrett Rivas kick)
Central Michigan	12	63	5:26	TD	1	Mike Hart 4-yard run (Garrett Rivas kick)
Central Michigan	6	43	2:02	TD	1	Mike Hart 18-yard run (Garrett Rivas kick)
Central Michigan	6	33	3:02	TD	2	Kevin Grady 3-yard run (Garrett Rivas kick)
Central Michigan	9	41	4:42	FG	2	Garrett Rivas 38-yard field goal
Central Michigan	5	51	2:31	TD	3	Mike Hart 2-yard run (Garrett Rivas kick)
Central Michigan	-	-	-	TD	4	Max Pollock 12-yard interception return (Jason Gingell kick)
at Notre Dame	-	-	-	TD	1	Prescott Burgess 31-yard interception return (Garrett Rivas kick)
at Notre Dame	4	80	2:15	TD	1	Mario Manningham 69-yard pass from Chad Henne (Garrett Rivas kick blocked)
at Notre Dame	4	27	2:41	TD	1	Mike Hart 2-yard run (Garrett Rivas kick)
at Notre Dame	6	54	2:41	TD	2	Mario Manningham 20-yard pass from Chad Henne (Garrett Rivas kick)
at Notre Dame	10	59	4:48	TD	2	Mario Manningham 22-yard pass from Chad Henne (Garrett Rivas kick)
at Notre Dame	4	1	1:42	FG	3	Garrett Rivas 20-yard field goal
at Notre Dame	9	51	4:00	FG	3	Garrett Rivas 33-yard field goal
at Notre Dame	-	-	-	TD	4	LaMarr Woodley 54-yard fumble recovery (Garrett Rivas kick)
Wisconsin	3	36	1:22	TD	2	Mario Manningham 24-yard pass from Chad Henne (Garrett Rivas kick)
Wisconsin	4	4	0:57	FG	2	Garrett Rivas 31-yard field goal
Wisconsin	4	56	1:55	TD	3	Mario Manningham 38-yard pass from Chad Henne (Garrett Rivas kick)
Wisconsin	4	33	1:39	TD	4	Mike Hart 5-yard run (Garrett Rivas kick)
Wisconsin	9	26	4:15	FG	4	Garrett Rivas 32-yard field goal
at Minnesota	10	80	4:48	TD	1	Adrian Arrington 16-yard pass from Chad Henne (Garrett Rivas kick)
at Minnesota	7	77	2:19	TD	2	Adrian Arrington 37-yard pass from Chad Henne (Garrett Rivas kick)
at Minnesota	8	82	4:19	TD	2	Mario Manningham 41-yard pass from Chad Henne (Garrett Rivas kick)
at Minnesota	5	40	3:21	TD	4	Kevin Grady 1-yard run (Garrett Rivas kick)
Michigan State	10	60	4:24	TD	1	Adrian Arrington 13-yard pass from Chad Henne (Garrett Rivas kick)
Michigan State	3	54	1:33	TD	2	Mario Manningham 41-yard pass from Chad Henne (Garrett Rivas kick)
Michigan State	13	73	7:12	FG	2	Garrett Rivas 24-yard field goal
Michigan State	8	76	3:38	TD	3	Mario Manningham 27-yard pass from Chad Henne (Garrett Rivas kick)
Michigan State	6	78	2:52	TD	3	Brandon Minor 40-yard run (Garrett Rivas kick)
at Penn State	10	75	3:58	TD	2	Adrian Arrington 25-yard pass from Chad Henne (Garrett Rivas kick)
at Penn State	8	44	3:18	FG	2	Garrett Rivas 23-yard field goal
at Penn State	7	61	3:23	TD	3	Mike Hart 1-yard run (Garrett Rivas kick)
Iowa	12	54	4:17	FG	2	Garrett Rivas 20-yard field goal
Iowa	8	35	3:30	TD	3	Mike Hart 9-yard run (Garrett Rivas kick)
Iowa	9	49	4:16	FG	4	Garrett Rivas 37-yard field goal
Iowa	9	43	4:29	TD	4	Mike Hart 10-yard run (Garrett Rivas kick)
Northwestern	6	52	2:39	TD	1	Adrian Arrington 14-yard pass from Chad Henne (Garrett Rivas kick)
Northwestern	11	36	4:05	FG	2	Garrett Rivas 30-yard field goal
Northwestern	6	36	2:55	TD	3	Mike Hart 3-yard run (Garrett Rivas kick)
Ball State	10	76	4:54	TD	1	Jerome Jackson 1-yard run (Garrett Rivas kick)
Ball State	8	74	3:34	TD	2	Carson Butler 7-yard pass from Chad Henne (Garrett Rivas kick)
Ball State	7	49	2:59	FG	2	Garrett Rivas 22-yard field goal
Ball State	3	52	1:36	TD	2	Brandon Minor 40-yard run (Garrett Rivas kick)
Ball State	12	80	5:03	TD	3	Mike Hart 1-yard run (Garrett Rivas kick)
Ball State	12	54	5:18	FG	4	Garrett Rivas 23-yard field goal
at Indiana	10	66	4:38	TD	1	Adrian Arrington 1-yard pass from Chad Henne (Garrett Rivas kick)
at Indiana	11	62	4:31	TD	1	Mike Hart 4-yard run (Garrett Rivas kick)
at Indiana	2	74	1:07	TD	2	Steve Breaston 62-yard pass from Chad Henne (Garrett Rivas kick)
at Indiana	-	-	-	TD	3	Steve Breaston 83-yard interception return (Garrett Rivas kick)
at Indiana	7	59	4:04	TD	3	Jerome Jackson 1-yard run (Garrett Rivas kick)
at Ohio State	7	80	2:28	TD	1	Mike Hart 1-yard run (Garrett Rivas kick)
at Ohio State	6	80	3:27	TD	2	Adrian Arrington 37-yard pass from Chad Henne (Garrett Rivas kick)
at Ohio State	5	60	1:59	TD	3	Mike Hart 2-yard run (Garrett Rivas kick)
at Ohio State	4	3	2:07	FG	3	Garrett Rivas 39-yard field goal
at Ohio State	3	9	0:40	TD	4	Mike Hart 1-yard run (Garrett Rivas kick)
at Ohio State	11	81	3:11	TD	4	Tyler Ecker 16-yard pass from Chad Henne (Garrett Rivas kick)

MICHIGAN SCORING DRIVE ANALYSIS

Category	Minus	0-9	10-19	20-29	30-39	40-49	50-59	60-69	70-79	80-89	90-99
Michigan TD*	0	1	0	1	5	5	8	6	7	8	0
Michigan FG	0	3	1	1	1	4	4	0	1	0	0

* does not include interception returns against Central Michigan and Notre Dame, fumble return at Notre Dame and punt return at Indiana.



2006 Opponent Scoring Drives/Plays

OPPONENT	PLAYS	YARDS	TOP	RESULT	QTR	PLAY
Vanderbilt	5	59	1:22	TD	2	White 30-yard pass from Bennett (Hahnfeldt kick)
Central Michigan	6	80	2:01	TD	2	Justin Gardner 38-yard pass from Dan LeFevour (Rick Albreski kick)
Central Michigan	8	33	1:30	FG	2	Rick Albreski 29-yard field goal
Central Michigan	9	64	3:47	TD	4	Damien Linson 3-yard pass from Dan LeFevour (Rick Albreski kick)
Notre Dame	2	4	0:54	TD	1	Ashley McConnell 3-yard pass from Brady Quinn (Carl Gioia kick)
Notre Dame	8	72	2:10	TD	2	Jeff Samardzija 4-yard pass from Brady Quinn (Carl Gioia kick)
Notre Dame	8	80	2:19	TD	4	Rhema McKnight 28-yard pass from Brady Quinn (Carl Gioia kick)
Wisconsin	5	60	2:44	TD	1	P.J. Hill 29-yard pass from John Stocco (Taylor Mehlhaff kick)
Wisconsin	10	66	3:56	FG	2	Taylor Mehlhaff 39-yard field goal
Wisconsin	12	77	3:10	FG	4	Taylor Mehlhaff 26-yard field goal
Minnesota	12	75	6:29	TD	2	Logan Payne 21-yard pass from Bryan Cupito (Jason Giannini kick)
Minnesota	5	84	1:15	TD	4	Logan Payne 21-yard pass from Bryan Cupito (Jason Giannini kick)
Michigan State	13	77	7:35	TD	3	Jehuu Caulcrick 1-yard run (Brett Swenson kick)
Michigan State	6	51	2:44	TD	4	Drew Stanton 2-yard run (Drew Stanton rush failed)
Penn State	16	81	4:44	FG	2	Kevin Kelly 22-yard field goal
Penn State	3	52	1:10	TD	4	Tony Hunt 43-yard pass from Paul Cianciolo (Kevin Kelly kick)
Iowa	4	9	1:12	FG	3	Kyle Schlicher 34-yard field goal
Iowa	10	75	4:25	FG	3	Kyle Schlicher 22-yard field goal
Northwestern	9	33	3:52	FG	3	Joel Howells 38-yard field goal
Ball State	-	-	-	Safety	1	Team Safety
Ball State	-	-	-	TD	1	Erik Keys 35-yard interception return
Ball State	9	43	3:40	FG	2	Brian Jackson 46-yard field goal
Ball State	5	73	2:21	TD	3	Dante Love 54-yard pass from Nate Davis (Brian Jackson kick)
Ball State	3	64	0:38	TD	4	Larry Bostic 2-yard run (Brian Jackson kick)
Indiana	14	52	4:54	FG	2	Austin Starr 39-yard field goal
Ohio State	14	69	6:10	TD	1	Roy Hall 1-yard pass from Troy Smith (Aaron Pettrey kick)
Ohio State	2	58	0:57	TD	2	Chris Wells 52-yard run (Aaron Pettrey kick)
Ohio State	4	91	1:44	TD	2	Ted Ginn Jr. 39-yard pass from Troy Smith (Aaron Pettrey kick)
Ohio State	9	80	2:08	TD	2	Anthony Gonzalez 8-yard pass from Troy Smith (Aaron Pettrey kick)
Ohio State	2	65	0:37	TD	3	Antonio Pittman 56-yard run (Aaron Pettrey kick)
Ohio State	11	83	5:00	TD	4	Brian Robiskie 13-yard pass from Troy Smith (Aaron Pettrey kick)

OPPONENT SCORING DRIVE ANALYSIS

Category	Minus	0-9	10-19	20-29	30-39	40-49	50-59	60-69	70-79	80-89	90-99
Opponent TD	0	1	0	0	0	0	4	5	4	5	1
Opponent FG	0	1	0	0	3	1	0	1	2	1	0

* does not include an interception return and team safety vs. Ball State

MICHIGAN IN THE RED ZONE

	M in Red Zone	M TDs	M FGs Made	M FGs Missed	M No Score	Opp. In Red Zone	Opp. TDs	Opp. FGs Made	Opp. FGs Missed	Opp. No Score
Vanderbilt	3	2	1	0	0	0	0	0	0	0
Central Michigan	5	4	1	0	0	3	1	1	0	1
at Notre Dame	4	2	2	0	0	2	2	0	0	0
Wisconsin	4	1	2	0	1	1	0	1	0	0
at Minnesota	4	2	0	1	2	1	0	0	0	1
Michigan State	2	1	1	0	0	3	2	0	1	1
at Penn State	2	1	1	0	0	1	0	1	0	0
Iowa	4	2	2	0	0	3	0	2	0	1
Northwestern	3	2	1	0	0	1	0	1	0	0
Ball State	5	3	2	0	0	2	1	0	0	1
at Indiana	4	3	0	0	0	1	0	0	0	1
at Ohio State	-	-	-	-	-	-	-	-	-	-
Totals	40	23	13	1	3	18	6	6	1	6



2006 Turnover Chart

MICHIGAN (25)

How obtained	Qtr	Player	Plays/Yards	First Downs	Conclusion
Vanderbilt (2)					
Fumble	1	Branch by Nickson	7/17 yards	1	Field Goal
Fumble	4	Englemon by Nickson	6/41 yards	2	Touchdown
Central Michigan (3)					
Fumble	1	Woodley by LeFevour	3/ 8 yards	0	Punt
Fumble	1	Branch by Sneed	6/33 yards	3	Touchdown
Interception	4	Pollock of LeFevour	0/0	1	Touchdown
Notre Dame (5)					
Interception	1	Burgess of Quinn	0/0	1	Touchdown
Fumble	1	Oluigbo by Grimes	4/27 yards	2	Touchdown
Interception	3	Burgess of Quinn	4/1 yard	0	Field Goal
Interception	4	Hall of Quinn	3/8 yards	0	Punt
Fumble	4	Quinn	0/0	1	Touchdown
Wisconsin (1)					
Fumble	2	Hood by Hampton	4/4 yards	0	Field Goal
Minnesota (0)					
Michigan State (2)					
Interception	4	Adams of Stanton	3/6 yards	0	Punt
Interception	4	Hall of Stanton	4/1 yard	0	Turnover on Downs
Penn State (1)					
Fumble	1	Oluigbo by Williams	3/4 yards	0	Punt
Iowa (1)					
Fumble	1	Crabbe of Tate	8/21 yards	2	Punt
Northwestern (5)					
Fumble	1	Woodley of Bacher	6/52 yards	2	Touchdown
Fumble	1	Adams of Sutton	3/2 yards	0	Punt
Interception	3	Hall of Bacher	6/36 yards	1	Touchdown
Interception	4	Barringer of Bacher	7/36 yards	2	Punt
Interception	4	Harris of Brewer	2/33 yards	1	End of Game
Ball State (1)					
Interception	4	Mundy of Davis	-	-	End of Game
Indiana (1)					
Interception	2	Trent of Lewis	1/3 yards	0	End of First Half
Ohio State (3)					
Interception	3	Branch of Smith	4/3 yards	0	Field Goal
Fumble	3	Branch of Team	3/9 yards	1	Touchdown
Fumble	4	Woodley of Team	3/7 yards	0	Punt

OPPONENT (10)

How obtained	Qtr	Player	Plays/Yards	First Downs	Conclusion
Vanderbilt (1)					
Fumble	2	Team by Grady	3/7 yards	0	Punt
Central Michigan (0)					
Notre Dame (1)					
Interception	1	Ndukwe of Henne	0/0	1	Touchdown
Wisconsin (3)					
Interception	1	Langford of Henne	5/60 yards	3	Touchdown
Interception	3	Langford of Henne	3/2 yards	0	Punt
Interception	4	Ikegwuonu of Henne	8/28 yards	2	Turnover on Downs
Minnesota (0)					
Michigan State (0)					
Penn State (0)					
Iowa (1)					
Interception	3	Humpal of Henne	4/9 yards	0	Field Goal
Northwestern (2)					
Fumble	2	McManis of Breaston	4/-3 yards	0	Punt
Fumble	4	Wootton of Minor		0	Turnover
Ball State (1)					
Interception	1	Keys of Henne	-	-	Touchdown
Indiana (1)					
Interception	2	Majors of Henne	8/54 yards	4	Interception



2006 Miscellaneous Statistics

MICHIGAN LONGEST PLAYS OF THE SEASON

RUSHING

Yards	Play
54	Mike Hart at Minnesota (Sept. 30)
42	Mike Hart vs. Ball State (Nov. 4)
40 td	Brandon Minor vs. Michigan State (Oct. 7)
40 td	Brandon Minor vs. Ball State (Nov. 4)
33	Jerome Jackson vs. Northwestern (Oct. 28)
33	Mike Hart at Ohio State (Nov. 18)

PASSING

Yards	Play
69 td	Mario Manningham from Chad Henne, at Notre Dame (Sept. 16)
62 td	Steve Breaston from Chad Henne, at Indiana (Nov. 11)
41 td	Mario Manningham from Chad Henne, at Minnesota (Sept. 30)
41 td	Mario Manningham from Chad Henne vs. Michigan State (Oct. 7)
38 td	Mario Manningham from Chad Henne, Wisconsin (Sept. 23)

PUNT RETURNS

Yards	Play	Qtr.	Fielded at:
83 td	Steve Breaston, at Indiana (Nov. 11)	3	U-M 17
29	Steve Breaston, Wisconsin (Sept. 23)	2	U-M 35
27	Steve Breaston, Wisconsin (Sept. 23)	4	U-M 40
22	Steve Breaston, Wisconsin (Sept. 23)	4	U-M 37
21	Steve Breaston, at Notre Dame (Sept. 16)	2	U-M 20

KICKOFF RETURNS

Yards	Play	Qtr.	Fielded at:
64	Steve Breaston, Iowa (Oct. 21)	3	U-M 1
45	Steve Breaston, Ball State (Nov. 4)	3	U-M 6
30	Steve Breaston, at Indiana (Nov. 11)	1	U-M 4
29	Steve Breaston, Central Michigan (Sept. 9)	2	U-M 9
29	Steve Breaston, Ball State (Nov. 4)	3	U-M 11

INTERCEPTION RETURNS

Yards	Play	Qtr.	Fielded at:
35	Prescott Burgess, at Notre Dame (Sept. 16)	3	ND 39
31 td	Prescott Burgess, at Notre Dame (Sept. 16)	1	ND 31
12 td	Max Pollock, Central Michigan (Sept. 9)	4	CMU 12
10	Leon Hall, Northwestern (Oct. 28)	3	NU 46
8	David Harris, Northwestern (Oct. 28)	4	UM 30

OPPONENT LONGEST PLAYS OF THE SEASON

RUSHING

Yards	Play
56 td	Antonio Pittman, Ohio State (Nov. 18)
52 td	Chris Wells, Ohio State (Nov. 18)
26	Antonio Pittman, Ohio State (Nov. 18)
25	Ontario Sneed, Central Michigan (Sept. 9)
21	Drew Tate, Iowa (Oct. 21)
20	Amir Pinnix, Minnesota (Sept. 30)

PASSING

Yards	Play
62	Terry Moss from Nate Davis, Ball State (Nov. 4)
54 td	Dante Love from Nate Davis, Ball State (Nov. 4)
43 td	Tony Hunt from Paul Cianciolo, Penn State (Oct. 14)
39	Terry Love from Drew Stanton, Michigan State (Oct. 7)
39	Brian Robiskie from Troy Smith, Ohio State (Nov. 18)
39 td	Ted Ginn from Troy Smith, Ohio State (Nov. 18)

PUNT RETURNS

Yards	Play	Qtr.	Fielded at:
24	Tracy Porter, Indiana (Nov. 11)	4	IU 39
22	Terry Love, Michigan State (Oct. 7)	4	MSU 27
19	Dominique Douglas, Iowa (Oct. 21)	1	IA 5
16	Derrick Williams, Penn State (Oct. 14)	4	PSU 32
14	Derrick Williams, Penn State (Oct. 14)	1	PSU 34

KICKOFF RETURNS

Yards	Play	Qtr.	Fielded at:
46	A.J. Wallace, Penn State (Oct. 14)	1	PSU 4
44	Eric Fraser, Central Michigan (Sept. 9)	2	CMU 1
42	Eric Fraser, Central Michigan (Sept. 9)	3	CMU 5
38	Marcus Thigpen, Indiana (Nov. 11)	3	IU 8
34	A. Washington, Vanderbilt (Sept. 2)	1	Goal line

INTERCEPTION RETURNS

Yards	Play	Qtr.	Fielded at:
51	Chinedum Ndukwe, Notre Dame (Sept. 16)	1	ND 45
35 td	Erik Keys, Ball State (Nov. 4)	1	U-M 35
30	Leslie Majors, Indiana (Nov. 11)	2	Goal line
23	Jack Ikegwuonu, Wisconsin (Sept. 23)	4	UW 13
4	Allen Langford, Wisconsin (Sept. 23)	1	UW 36

WEEK-BY-WEEK LEADERS

Opponent	Rushes	Rushing Yards	Receptions	Receiving Yards	Tackles	TFLs	Sacks
Vanderbilt	31, Hart	146, Hart	4, Breaston	68, Breaston	6, Biggs 6, Adams	4, Biggs	2, Biggs 2, Woodley
Central Michigan at Notre Dame	19, Hart 31, Hart	116, Hart 124, Hart	3, Butler 6, Breaston	27, Manningham 137, Manningham	6, Harris 6, three players	2, Woodley 1.5, Crable	2, Woodley 1, Burgess 1, Jamison
Wisconsin	23, Hart	91, Hart	7, Manningham	113, Manningham	10, Harris	2, Harris	1, four players
at Minnesota	31, Hart	195, Hart	5, Manningham 5, Breaston	131, Manningham	9, Harris	2, Branch	1, seven players None
Michigan State	22, Hart	122, Hart	4, Breaston	75, Manningham	8, Mundy 8, Burgess	2, Burgess	1, Burgess
at Penn State	26, Hart	112, Hart	5, Breaston 5, Arrington	83, Arrington	5, three players	2.5, Woodley	2, Woodley 2, Biggs
Iowa Northwestern	31, Hart 20, Hart	126, Hart 95, Hart	8, Arrington 3, Breaston	79, Arrington 34, Breaston	6, Adams 6, Harris	3, Crable 3, Woodley	3, Crable 2, Woodley
Ball State	25, Hart	154, Hart	7, Breaston	50, Breaston	16, Harris	3, Harris	1, Burgess 1, Crable
at Indiana	19, Hart	92, Hart	3, Breaston 3, Arrington	103, Breaston	14, Harris	2, Harris	1, three players
at Ohio State	23, Hart	142, Hart	6, Manningham	90, Arrington	10, Harris	2, Taylor	1, Biggs



2006 Michigan 20-Yard Plus Plays

Yards	Type	Player(s)	Opponent	Yards	Type	Player(s)	Opponent
20	Pass	Massey from Henne	Central Michigan	54	FR	Woodley	at Notre Dame
20	Pass	Manningham from Henne	at Notre Dame	54	Rush	Hart	at Minnesota
20	Rush	Hart	at Notre Dame	62	Pass	Breaston from Henne	at Indiana
20	Pass	Arrington from Henne	Wisconsin	64	KR	Steve Breaston	Iowa
20	PR	Breaston	Michigan State	69	Pass	Manningham from Henne	at Notre Dame
20	KR	Breaston	at Penn State	83	PR	Breaston	at Indiana
20	Rush	Hart	at Penn State				
20	KR	Breaston	at Ohio State				
21	Rush	Hart	at Notre Dame				
21	PR	Breaston	at Notre Dame				
21	KR	Sears	at Notre Dame				
21	KR	Breaston	Michigan State				
21	KR	Sears	Central Michigan				
22	KR	Sears	Central Michigan				
22	Pass	Manningham from Henne	at Notre Dame				
22	PR	Breaston	Wisconsin				
22	Rush	Hart	Michigan State				
22	Pass	Mathews from Henne	Northwestern				
22	Pass	Ecker from Henne	at Indiana				
23	Rush	Hart	at Penn State				
23	Rush	Hart	Northwestern				
23	Rush	Jackson	Ball State				
23	KR	Breaston	Ball State				
23	Rush	Hart	Ball State				
23	Pass	Breaston	at Indiana				
24	Rush	Minor	Vanderbilt				
24	Pass	Manningham from Henne	Wisconsin				
24	Pass	Breaston from Henne	at Penn State				
24	KR	Breaston	Ball State				
24	Pass	Manningham from Henne	at Ohio State				
25	FR	Woodley	Central Michigan				
25	Pass	Arrington from Henne	at Penn State				
25	Pass	Manningham from Henne	at Ohio State				
25	Pass	Arrington from Henne	at Ohio State				
26	Rush	Breaston	Central Michigan				
26	Pass	Manningham from Henne	at Notre Dame				
27	Pass	Manningham from Henne	Vanderbilt				
27	PR	Breaston	Wisconsin				
27	Pass	Manningham from Henne	at Minnesota				
27	Pass	Manningham from Henne	Michigan State				
27	Pass	Arrington from Henne	at Penn State				
28	Pass	Butler from Henne	Ball State				
29	Pass	Breaston from Henne	Vanderbilt				
29	KR	Breaston	Central Michigan				
29	PR	Breaston	Wisconsin				
29	KR	Breaston	Ball State				
30	Rush	Jackson	Ball State				
30	KR	Breaston	at Indiana				
30	Rush	Hart	at Ohio State				
31	IR	Burgess	at Notre Dame				
31	Pass	Hart from Henne	at Minnesota				
33	Pass	Arrington from Henne	Wisconsin				
33	Rush	Jackson	Northwestern				
33	Rush	Hart	at Ohio State				
34	Rush	Minor	Ball State				
35	IR	Burgess	at Notre Dame				
36	Pass	Manningham from Henne	at Minnesota				
37	Pass	Arrington from Henne	at Minnesota				
37	Pass	Arrington from Henne	at Ohio State				
38	Pass	Manningham from Henne	Wisconsin				
40	Rush	Minor	Ball State				
40	Rush	Minor	Michigan State				
41	Pass	Arrington from Henne	at Minnesota				
41	Pass	Manningham from Henne	Michigan State				
42	Rush	Hart	Ball State				
45	KR	Breaston	Ball State				

Bold indicates Touchdowns

Plays by Yards: 20-29 -- 45; 30-39 -- 14; 40-49 -- 6; 50-59 -- 2; 60-up -- 4.

Plays by Type: Passing -- 30; Rushing -- 19; Kick Returns -- 12; Punt Returns -- 6; Interception Returns -- 2; Fumble Returns -- 2.

Total Plays over 20 Yards: 71

PLAYS BY GAME

Opponent	No (Type)
Vanderbilt.....	3 (2 Passing, 1 Rushing)
Central Michigan.....	5 (2 Kick Returns, 1 Rushing, 1 Passing, 1 Fumble)
at Notre Dame.....	11 (4 Passing, 2 Rushing, 2 Ints., 1 KR, 1 PR, 1 FR)
Wisconsin.....	7 (4 Passing, 3 Punt Returns)
at Minnesota.....	6 (5 Passing, 1 Rushing)
Michigan State.....	6 (2 Passing, 2 Rushing, 1 Punt Return, 1 Kick Return)
at Penn State.....	6 (3 Passing, 2 Rushing, 1 Kick Return)
Iowa.....	1 (1 Kick Return)
Northwestern.....	3 (2 Rushing, 1 Passing)
Ball State.....	11 (6 Rushing, 4 Kick Returns, 1 Passing)
at Indiana.....	5 (3 Passing, 1 Punt Return, 1 Kick Return)
at Ohio State.....	7 (4 Passing, 2 Rushing, 1 Kick Return)

PLAYS BY PLAYER

Player	No (Type)
Steve Breaston.....	21 (6 PRs, 10 KRs, 4 Receiving, 1 Rushing)
Mario Manningham.....	13 (13 Receiving)
Mike Hart.....	12 (11 Rushing, 1 Receiving)
Adrian Arrington.....	8 (8 Receiving)
Brandon Minor.....	4 (4 Rushing)
Jerome Jackson.....	3 (3 Rushing)
Prescott Burgess.....	2 (2 Interceptions)
Johnny Sears.....	2 (2 Kick Returns)
LaMarr Woodley.....	2 (2 Fumble Returns)
Tyler Ecker.....	1 (1 Receiving)
Carson Butler.....	1 (1 Receiving)
Mike Massey.....	1 (1 Receiving)
Greg Mathews.....	1 (1 Receiving)



2006 Opponent 20-Yard Plus Plays

Yards	Type	Player(s)	Opponent	Yards	Type	Player(s)	Opponent
20	KR	Eric Fraser	Central Michigan	40	Pass	Jerramy Scott from Drew Stanton	Michigan State
20	Pass	David Grimes from Brady Quinn	at Notre Dame	42	KR	Eric Fraser	Central Michigan
20	KR	A. Washington	Vanderbilt	43	Pass	Tony Hunt from Paul Cianciolo	at Penn State
20	Rush	Amir Pinnix	at Minnesota	44	KR	Eric Fraser	Central Michigan
20	Pass	Kerry Reed from Drew Stanton	Michigan State	46	KR	A.J. Wallace	at Penn State
20	KR	Sharrick McManis	Northwestern	51	IR	Chinedum Ndukwe	at Notre Dame
20	KR	Ted Ginn	Ohio State	52	Rush	Chris Wells	Ohio State
21	Pass	Logan Payne from Bryan Cupito	at Minnesota	54	Pass	Dante Love from Nate Davis	Ball State
21	Pass	Logan Payne from Bryan Cupito	at Minnesota	56	Rush	Antonio Pittman	Ohio State
21	KR	Demond Williams	Michigan State	62	Pass	Terry Moss from Nate Davis	Ball State
21	Pass	Matt Trannon from Drew Stanton	Michigan State				
21	KR	Herb Grigsby	Iowa				
21	Rush	Drew Tate	Iowa				
21	Pass	Ross Lane from C.J. Bacher	Northwestern				
21	Pass	Ted Ginn from Troy Smith	Ohio State				
22	KR	David Grimes	at Notre Dame				
22	Pass	Matt Trannon from Drew Stanton	Michigan State				
22	KR	Demond Williams	Michigan State				
22	PR	Terry Love	Michigan State				
22	Pass	Dante Love from Nate Davis	Ball State				
22	KR	Terry Moss	Ball State				
23	IR	Jack Ikegwuonu	Wisconsin				
23	Pass	Mike Chambers from Bryan Cupito	at Minnesota				
23	Pass	Dominique Douglas from Drew Tate	Iowa				
23	Pass	Eric Peterman from C.J. Bacher	Northwestern				
23	Pass	Ross Lane from C.J. Bacher	Northwestern				
24	KR	Terry Moss	Ball State				
24	PR	Tracy Porter	at Indiana				
24	KR	Ted Ginn	Ohio State				
25	Rush	Ontario Sneed	Central Michigan				
25	KR	David Grimes	at Notre Dame				
25	Pass	Logan Payne from Bryan Cupito	at Minnesota				
25	KR	A.J. Wallace	at Penn State				
25	Pass	Tyrell Sutton from C.J. Bacher	Northwestern				
25	Pass	Darius Hill from Nate Davis	Ball State				
26	KR	David Grimes	at Notre Dame				
26	KR	David Grimes	at Notre Dame				
26	Pass	Matt Spaeth from Bryan Cupito	at Minnesota				
26	Pass	Scott Chandler from Drew Tate	Iowa				
26	KR	Sharrick McManis	Northwestern				
26	KR	Jahkeen Gilmore	at Indiana				
26	KR	Ted Ginn	Ohio State				
26	Rush	Antonio Pittman	Ohio State				
27	KR	David Grimes	at Notre Dame				
27	KR	Demond Williams	Michigan State				
27	KR	Sharrick McManis	Northwestern				
27	Pass	Roy Hall from Troy Smith	Ohio State				
28	Pass	Rhema McKnight from Brady Quinn	at Notre Dame				
28	KR	Terry Moss	Ball State				
29	Pass	P.J. Hill from John Stocco	Wisconsin				
30	Pass	Marlon White from Earl Bennett	Vanderbilt				
30	KR	Terry Moss	Ball State				
31	KR	Dominic Jones	at Minnesota				
31	Pass	Tony Hunt from Anthony Morelli	at Penn State				
32	KR	Eric Fraser	Central Michigan				
33	Pass	John Carlson from Brady Quinn	at Notre Dame				
34	KR	A. Washington	Vanderbilt				
35	Pass	Damien Linson from Duane Brooks	Central Michigan				
35	IR	Erik Keys	Ball State				
38	Pass	Justin Gardner from Dan LeFevour	Central Michigan				
38	KR	Marcus Thigpen	at Indiana				
39	Pass	Terry Love from Drew Stanton	Michigan State				
39	Pass	Brian Robiskie from Troy Smith	Ohio State				
39	Pass	Ted Ginn from Troy Smith	Ohio State				

Bold indicates Touchdowns
Plays by Yards: 20-29 -- 50; 30-39 -- 14; 40-49 -- 5; 50-59 -- 4; 60-up -- 1.
Plays by Type: Passing -- 33; Kick Returns -- 30; Rushing -- 6;
 Interception Return -- 3; Punt Returns -- 2; Fumble Return -- 0.
Total Plays over 20 Yards: 74.

PLAYS BY GAME

Opponent	No (Type)
Vanderbilt.....	3 (2 Kick Returns, 1 Passing)
Central Michigan.....	7 (4 Kick Returns, 2 Passing, 1 Rushing)
at Notre Dame.....	9 (5 Kick Returns, 3 Passing, 1 Interception)
Wisconsin.....	2 (1 Passing, 1 Interception)
at Minnesota.....	7 (5 Passing, 1 Rushing, 1 Kick Return)
Michigan State.....	9 (5 Passing, 3 Kick Returns, 1 Punt Return)
at Penn State.....	4 (2 Passing, 2 Kick Returns)
Iowa.....	4 (2 Passing, 1 Rushing, 1 Kick Return)
Northwestern.....	7 (4 Passing, 3 Kick Returns)
Ball State.....	9 (4 Kick Returns, 4 Passing, 1 Interception)
at Indiana.....	3 (2 Kick Returns, 1 Punt Return)
at Ohio State.....	10 (4 Passing, 3 Rushing, 3 Kick Returns)



The Wolverines Under Lloyd Carr

2006 MICHIGAN SUPERLATIVES

Overall:	11-1
At Home:	7-0
On the Road:	4-1
Neutral:	0-0

By Month:	
August:	0-0
September:	5-0
October:	4-0
November:	2-1
December:	0-0
January:	0-0

When Scoring First:	10-1
When Opponent Scored First:	1-0
When Scoring 20 or More Points:	9-1
When Scoring Less Than 20 Points:	2-0
When Leading at the Half:	10-0
When Trailing at the Half:	0-1
When Tied at the Half:	1-0
When Leading after 3 Quarters:	11-0
When Trailing after 3 Quarters:	0-1
When Tied after 3 Quarters:	0-0
When Outrushing the Opponent:	11-0
With 35 or More Rushing Attempts:	10-0
With Less Than 30 Passing Attempts:	10-0
When Leading in Time of Possession:	11-0
When Trailing in Time of Possession:	0-1

On Turf:	9-0
On Grass:	2-1

When Leading in Takeaway/Turnover Ratio:	6-1
When Even in Takeaway/Turnover Ratio:	4-0
When Trailing in Takeaway/Turnover Ratio:	1-0
With an Individual 100-Yard Rusher:	8-1
With an Individual 200-Yard Passer:	4-1
250-Yard Passer:	1-1
With an Individual 100-Yard Receiver:	4-0
With an Individual Opponent 100-Yard Rusher:	0-1
With an Individual Opponent 200-Yard Passer:	4-1
250-Yard Passer:	2-1
With an Individual Opponent 100-Yard Receiver:	2-1

SUPERLATIVES UNDER LLOYD CARR

Overall:	113-35
At Home:	69-9
On the Road:	39-20
Neutral:	5-6

By Month:	
August:	4-0
September:	39-9
October:	37-8
November:	28-12
December:	0-2
January:	5-4

When Scoring First:	75-14
When Opponent Scored First:	38-19
When Scoring 20 or More Points:	100-20
When Scoring Less Than 20 Points:	13-13
When Leading at the Half:	88-13
When Trailing at the Half:	17-18
When Tied at the Half:	8-2
When Leading after 3 Quarters:	93-13
When Trailing after 3 Quarters:	13-17
When Tied after 3 Quarters:	7-3
When Outrushing the Opponent:	94-8
With 35 or More Rushing Attempts:	107-14
With Less Than 30 Passing Attempts:	67-7
When Leading in Time of Possession:	83-11
When Trailing in Time of Possession:	30-22

On Turf:	45-10
On Grass:	68-23

When Leading in Takeaway/Turnover Ratio:	66-6
When Even in Takeaway/Turnover Ratio:	24-7
When Trailing in Takeaway/Turnover Ratio:	23-20
With an Individual 100-Yard Rusher:	65-12
With an Individual 200-Yard Passer:	59-24
250-Yard Passer:	26-14
With an Individual 100-Yard Receiver:	39-18
With an Individual Opponent 100-Yard Rusher:	23-22
With an Individual Opponent 200-Yard Passer:	43-15
250-Yard Passer:	28-9
With an Individual Opponent 100-Yard Receiver:	19-10



2006 Starting Lineups

MICHIGAN STARTING LINEUPS • OFFENSE

OPPONENT	SE	LT	LG	C	RG	RT	TE	FL	QB	FB	TB
Vanderbilt	Breaston	Long	Kraus	Bihl	Mitchell	Riley	Ecker	Manningham	Henne	Tabb*	Hart
Central Mich.	Breaston	Long	Kraus	Bihl	Mitchell	Riley	Ecker	Manningham	Henne	Butler#	Hart
Notre Dame	Breaston	Long	Kraus	Bihl	Mitchell	Riley	Ecker	Manningham	Henne	Oluigbo	Hart
Wisconsin	Breaston	Long	Kraus	Bihl	Mitchell	Riley	Ecker	Manningham	Henne	Oluigbo	Hart
Minnesota	Breaston	Long	Kraus	Bihl	Mitchell	Riley	Ecker	Manningham	Henne	Arrington*	Hart
Michigan St.	Breaston	Long	Kraus	Bihl	Mitchell	Riley	Massey	Manningham	Henne	Arrington*	Hart
Penn State	Breaston	Long	Kraus	Bihl	Mitchell	Riley	Massey	Arrington	Henne	Oluigbo	Hart
Iowa	Breaston	Long	Kraus	Bihl	Mitchell	Riley	Butler	Arrington	Henne	Mathews*	Hart
Northwestern	Breaston	Long	Kraus	Bihl	Boren	Mitchell	Butler	Tabb	Henne	Oluigbo	Hart
Ball State	Breaston	Long	Kraus	Bihl	Mitchell	Riley	Butler	Tabb	Henne	Thompson	Hart
Indiana	Tabb	Long	Kraus	Bihl	Mitchell	Riley	Butler	Manningham	Henne	Ecker#	Hart
Ohio State	Breaston	Long	Kraus	Bihl	Mitchell	Riley	Butler	Manningham	Henne	Ecker#	Hart

* started in a three wide receiver formation.

started in a two tight end formation.

MICHIGAN STARTING LINEUPS • DEFENSE

OPPONENT	DE	DT	DT	DE	SAM	MIKE	WILL	LCB	SS	FS	RCB
Vanderbilt	Woodley	Branch	Taylor	Biggs	Crabbe	Harris	Graham	Hall	Adams	Englemon	Stewart
Central Mich.	Woodley	Branch	Taylor	Biggs	Mundy*	Harris	Burgess	Hall	Adams	Englemon	Trent
Notre Dame	Woodley	Branch	Taylor	Biggs	Harrison*	Harris	Burgess	Hall	Adams	Mundy	Trent
Wisconsin	Woodley	Branch	Taylor	Biggs	Crabbe	Harris	Burgess	Hall	Adams	Mundy	Trent
Minnesota	Woodley	Branch	Taylor	Biggs	Crabbe	Harris	Burgess	Hall	Adams	Mundy	Stewart
Michigan St.	Woodley	Branch	Harrison*	Biggs	Crabbe	Harris	Burgess	Hall	Adams	Mundy	Trent
Penn State	Woodley	Branch	Taylor	Biggs	Crabbe	Harris	Graham	Hall	Adams	Mundy	Trent
Iowa	Woodley	Branch	Taylor	Biggs	Harrison*	Harris	Burgess	Hall	Adams	Englemon	Trent
Northwestern	Woodley	Branch	Taylor	Biggs	Harrison*	Harris	Burgess	Hall	Adams	Englemon	Trent
Ball State	Woodley	Branch	Taylor	Biggs	Harrison*	Harris	Burgess	Hall	Adams	Englemon	Trent
Indiana	Woodley	Branch	Harrison*	Biggs	Crabbe	Harris	Graham	Hall	Adams	Barringer	Trent
Ohio State	Woodley	Branch	Taylor	Biggs	Crabbe	Harris	Burgess	Hall	Adams	Barringer	Trent

* started five defensive backs.



2006 Honors and Awards

Team

Tostitos Fiesta Bowl Team of the Week (at Notre Dame)

Lloyd Carr

American Football Coaches Association Regional Coach of the Year
Paul Bear Bryant Coach of the Year (finalist)
Eddie Robinson Award (finalist)
Liberty Mutual Coach of the Year (finalist)
George Munger Award (semifinalist)

Ron English

Rivals.com National Defensive Coordinator of the Year

Jamar Adams, Safety

All-Big Ten second team (coaches)
All-Big Ten honorable mention (media)

Willis Barringer, Safety

co-recipient of Robert P. Ufer Bequest - senior football player that shows the most enthusiasm and love for Michigan

Mark Bihl, Center

Dave Rimington Trophy (finalist)
co-recipient of Robert P. Ufer Bequest - senior football player that shows the most enthusiasm and love for Michigan
All-Big Ten second team (coaches and media)

Rondell Biggs, Defensive End

co-Outstanding Defensive Contributor

Justin Boren, Offensive Guard

The Sporting News Big Ten All-Freshman Team
The Sporting News Freshman All-America honorable mention

Alijah Bradley, Wide Receiver

Academic All-Big Ten Conference

Alan Branch, Defensive Tackle

Associated Press All-America second team
The Sporting News All-America second team
Rivals.com All-America second team
All-Big Ten first team (coaches and media)
Ted Hendricks Award (watch list)

Steve Breaston, Wide Receiver/Kick Return

co-Special Teams Player of the Year - Michigan's Top Special Teams Performer
Michigan's Big Ten Sportsmanship Award
Biletnikoff Award (watch list)
Maxwell Award (watch list)
Walter Camp Player of the Year (watch list)
Big Ten Special Teams Player of the Week (at Indiana)

Prescott Burgess, Linebacker

All-Big Ten honorable mention (coaches and media)
co-Outstanding Defensive Contributor
Nagurski National Defensive Player of the Week (at Notre Dame)
Big Ten Defensive Player of the Week (at Notre Dame)
ESPN Player of the Game vs. Michigan State (Oct. 7)

Mike Carl, Safety

Ben Huff Champion of the Year - U-M's Top Demonstration Squad Performer

Shawn Crable, Outside Linebacker

All-Big Ten second team (coaches)
All-Big Ten honorable mention (media)

Tyler Ecker, Tight End

Academic All-Big Ten Conference
John Mackey Award (watch list)

Leon Hall, Cornerback

Football Writers Association of America (FWAA) All-America
American Football Coaches Association (AFCA) All-America
Walter Camp Football Foundation All-America
Associated Press All-America first team
Rivals.com All-America first team
The Sporting News All-America second team
Playboy Magazine All-America
Bronko Nagurski Trophy (finalist)
Jim Thorpe Award (finalist)
All-Big Ten first team (coaches and media)
Charles Woodson Award - Michigan's Top Defensive Back
Ronnie Lott Trophy (quarterfinalist)
ESPN Player of the Game vs. Northwestern (Oct. 28)

Dave Harris, Linebacker

Associated Press All-America second team
Rivals.com All-America second team
All-Big Ten first team (coaches)
All-Big Ten second team (media)
Bo Schembechler Most Valuable Player (co-recipient)
Roger Zatkoff Award - Michigan's Top Linebacker
Mike Gittleson Award - U-M player who exhibits a resolute work ethic and commitment to preparing for the game
Butkus Award (semifinalist)

Mike Hart, Running Back

5th, Final Heisman Trophy balloting
Doak Walker Award (finalist)
Bo Schembechler Most Valuable Player (co-recipient)
Rivals.com All-America first team
Associated Press All-America second team
Walter Camp Football Foundation All-America second team
The Sporting News All-America second team
All-Big Ten first (coaches and media)
Maxwell Award (semifinalist)
Walter Camp Player of the Year (watch list)
ESPN Player of the Game vs. Vanderbilt (Sept. 2)
ESPN Player of the Game vs. Michigan State (Oct. 7)
Chevrolet Player of the Game vs. Iowa (Oct. 21)

Chad Henne, Quarterback

Rivals.com All-America third team
All-Big Ten second team (media and coaches)
Manning Award (finalist)
Davey O'Brien Award (semifinalist)
Maxwell Award (semifinalist)
Walter Camp Player of the Year (watch list)
Chevrolet Player of the Game at Penn State (Oct. 14)

Darnell Hood, Cornerback

Derek Howard Award - Michigan's Top Hustler

Jerome Jackson, Tailback

Brandstatter/Beckmann Coaches Award - U-M senior football player that best demonstrates passion, dedication and commitment to the team

Will Johnson, Defensive Tackle

Academic All-Big Ten Conference

Jeff Kastl, Quarterback

Academic All-Big Ten Conference



Adam Kraus, Offensive Guard

All-Big Ten first team (media)
All-Big Ten second team (coaches)

Jake Long, Offensive Tackle

Team Captain
Football Writers Association of America (FWAA) All-America
American Football Coaches Association (AFCA) All-America
Walter Camp Football Foundation All-America
Associated Press All-America first team
Rivals.com All-America first team
The Sporting News All-America second team
Big Ten Offensive Lineman of the Year (coaches)
All-Big Ten first team (coaches and media)
Hugh R. Rader Jr. Memorial Award - Michigan's Top Offensive Lineman
David Brandon Leadership Award
Outland Trophy (watch list)

Mario Manningham, Wide Receiver

Rivals.com All-America third team
All-Big Ten first team (coaches)
All-Big Ten second team (media)
Desmond Howard Award - Michigan's Top Wide Receiver
Walter Camp Football Foundation National Offensive Player of the Week
(at Notre Dame)
Cingular Wireless ESPN Player of the Week (at Notre Dame)
USA Today National Player of the Week (at Notre Dame)
The Sporting News National Player of the Week (at Notre Dame)
Big Ten Offensive Player of the Week (Wisconsin)
Big Ten Offensive Player of the Week (at Notre Dame)

Chris McLaurin, Tight End

Academic All-Big Ten Conference



Zoltan Mesko, Punter

Academic All-Big Ten Conference
The Sporting News Big Ten All-Freshman Team
The Sporting News Freshman All-America honorable mention

Obi Oluigbo, Fullback

co-Outstanding Offensive Contributor

Max Pollock, Linebacker

Academic All-Big Ten Conference

Rueben Riley, Offensive Tackle

All-Big Ten honorable mention (media)
Jon Falk Award -- U-M player that demonstrates devotion and loyalty to the team

Garrett Rivas, Kicker

All-Big Ten first team (coaches and media)
co-Special Teams Player of the Year - Michigan's Top Special Teams Performer
Lou Groza Award (semifinalist)
Big Ten Special Teams Player of the Week (Ball State)

Ross Ryan, Punter

Academic All-Big Ten Conference

Carl Tabb, Wide Receiver

Dr. Arthur D. Robinson Scholarship Award - U-M's Top Football Student-Athlete
Academic All-Big Ten Conference

Brian Thompson, Tight End

Brandstatter/Beckmann Coaches Award - U-M senior football player that best demonstrates passion, dedication and commitment to the team

Jeremy Van Alstyne, Defensive End

Academic All-Big Ten Conference
Paul Schmidt Award -- U-M player that displays an unshakable courage and love for the game

LaMarr Woodley, Defensive End

Team Captain
Lombardi Award (winner)
Ted Hendricks Award (winner)
Football Writers Association of America (FWAA) All-America
American Football Coaches Association (AFCA) All-America
Walter Camp Football Foundation All-America
Associated Press All-America first team
The Sporting News All-America first team
Rivals.com All-America first team
Rivals.com National Defensive Player of the Year
Bednarik Award (finalist)
Big Ten Defensive Player of the Year (coaches and media)
Big Ten Defensive Lineman of the Year (coaches)
All-Big Ten first team (coaches and media)
Richard Katcher Award - Michigan's Top Defensive Lineman
David Brandon Leadership Award
Ronnie Lott Trophy (quarterfinalist)
Bronko Nagurski Trophy (watch list)
Outland Trophy (watch list)
Big Ten Defensive Player of the Week (at Penn State)
ESPN Player of the Game vs. Northwestern (Oct. 28)
MCS Game Ball Defensive Player of the Week (Northwestern)



50 SEASON IN REVIEW

NCAA STATISTICS

Team

Scoring Offense	22nd, 30.17 avg.
Total Offense	33rd, 374.92 avg.
Rushing Offense	T11th, 189.17 avg.
Passing Offense.....	T75th, 185.8 avg.
Passing Efficiency.....	26th, 144.60 rating
Scoring Defense.....	8th, 14.6 avg.
Total Defense	6th, 254.08 avg.
Rushing Defense.....	1st, 43.0 avg.
Passing Defense.....	T75th, 211.08 avg.
Pass Efficiency Defense.....	18th, 106.79 rating
Net Punting	67th, 34.45 avg.
Punt Returns	35th, 10.82 avg.
Kickoff Returns	62nd, 20.14 avg.
Turnover Margin	T2nd, 1.25 avg.
Turnovers Gained.....	T42nd, 25 total
Turnovers Lost.....	1st, 10 total
Fumbles Recovered	T24th, 13 total
Fumbles Lost.....	T1st, 3 total
Passes Intercepted.....	T53rd, 12 total
Passed Had Intercepted.....	T11th, 7 total
Fewest Penalties	T28th, 5.00 avg.
Fewest Penalty Yards.....	T46th, 45.83 avg.
Punt Return Defense.....	37th, 7.52 avg.
Kickoff Return Defense.....	89th, 21.88 avg.
Third Down Efficiency	T53rd, 39.4 pct.
Fourth Down Efficiency	4th, 72.7 pct.
Opponent Third Down Efficiency.....	1st, 27.0 pct.
Opponent Fourth Down Efficiency	22nd, 36.8 pct.
Sacks	T3rd, 3.42 avg.
Sacks Allowed.....	T29th, 1.50 avg.
Tackles for Loss.....	T10th, 7.33 avg.
Tackles For Loss Allowed	T18th, 4.50 avg.
Time of Possession.....	2nd, 33:34 avg.

Individual

Rondell Biggs.....	Sacks	T68th, .50 avg.
Steve Breaston.....	Receptions	T77th, 4.25 avg.
.....	Punt Returns	22nd, 11.45 avg.
.....	Kickoff Returns	29th, 24.41 avg.
.....	All-Purpose Yards	38th, 115.08 avg.
Leon Hall.....	Passes Defended	8th, 1.50 avg.
.....	Interceptions	98th, .25 avg.
Shawn Crable.....	Tackles for Loss	T77th, 1.00 avg.
.....	Sacks	T68th, .50 avg.
Dave Harris	Total Tackles	T100th, 5.58 avg.
.....	Solo Tackles	T15th, 5.58 avg.
.....	Tackles for Loss	T32nd, 1.17 avg.
Mike Hart.....	Rushing	7th, 126.25 avg.
.....	Scoring	T42nd, 7.00 avg.
.....	All-Purpose Yards	18th, 136.83 avg.
Chad Henne	Passing.....	T51st, 14.75 comp.
.....	Total Passing Yards.....	45th, 2,199 yds.
.....	Passing Yards	50th, 183.25 avg.
.....	Passing Efficiency.....	25th, 144.2 rat
.....	Total Offense	61st, 179.7 avg.
.....	Points Responsible For.....	39th, 10.33 avg.
Mario Manningham.....	Scoring	T75th, 6.00 avg.
.....	Receiving Yards.....	37th, 69.33 avg.
.....	Total Receiving Yards	97th, 69.33 avg.
Zoltan Mesko	Punting	35th, 41.55 avg.
Garrett Rivas.....	Field Goals	19th, 1.33 avg.
.....	Scoring	T31st, 7.42 avg.
.....	Points Responsible For.....	T97th, 7.42 avg.
LaMarr Woodley.....	Tackles for Loss	T20th, 1.29 avg.
.....	Sacks.....	T7th, .92 avg.
.....	Forced Fumbles	19th, .33avg.

BIG TEN STATISTICS (All Games)

Team

Scoring Offense.....	3rd, 30.2 avg.
Total Offense	5th, 374.9 avg.
Rushing Offense.....	1st, 189.2 avg.
Passing Offense.....	9th, 185.8 avg.
Passing Efficiency.....	3rd, 144.6 rating
Scoring Defense.....	3rd, 14.6 avg.
Total Defense	2nd, 254.1 avg.
Rushing Defense.....	1st, 43.0avg.
Passing Defense.....	7th, 211.1 avg.
Passing Efficiency Defense.....	4th, 106.8 rating
Punt Returns.....	4th, 10.8 avg.
Kickoff Returns	4th, 20.1 avg.
Kickoff Coverage.....	8th, 40.6 avg.
Net Punting	6th, 36.5 avg.
Turnover Margin	2nd, +15 - 1.25 pg
First Downs	5th, 232 total
Opponent First Downs	2nd, 167 total
Third Down Conversions	6th, 39.4 pct
Opponent Third Down Conversions.....	1st, 26.9 pct
Fourth Down Conversions	1st, 72.7 pct.
Opponent Fourth Down Conversions	3rd, 36.8 pct.
Sacks	1st, 42 for 325 yards
Sacks Against.....	4th, 18 for 115 yards
Penalties.....	10th, 45.8 avg.
Opponent Penalties.....	6th, 39.5 avg.
Red Zone Offense.....	1st, 91.1 pct.
Red Zone Defense	2nd, 68.2 pct.
Field Goals.....	1st, 84.2 pct.
PAT Kicks	8th, 95.5 pct.
Time of Possession.....	T1st, 33:45 avg.

Individual

Steve Breaston.....	Punt Returns	4th, 11.4 avg.
.....	Kick Returns	3rd, 24.4 avg.
.....	Receptions	9th, 4.25 avg.
.....	All-Purpose Yards	6th, 115.1 avg.
Shawn Crable.....	Sacks.....	T9th, .50 avg.
Leon Hall.....	Passes Defended	1st, 1.50 avg.
.....	Interceptions	T9th, .25 avg.
.....	Fumbles Recovered.....	T7th, .017 avg.
David Harris	Tackles	9th, 7.3 avg.
.....	Tackles for Loss	T5th, 1.17 avg.
Mike Hart	Rushing	2nd, 126.2 avg.
.....	All-Purpose Yards	2nd, 136.8 avg.
.....	Scoring.....	T5th, 7.0 avg.
.....	Scoring (TDs).....	T5th, 7.0 avg.
Chad Henne.....	Passing.....	8th, 183.2 avg.
.....	Total Offense	8th, 179.7 avg.
.....	Pass Efficiency	3rd, 144.2 rat.
Mario Manningham.....	Receiving Yards.....	3rd, 69.3 avg.
Zoltan Mesko	Punting	5th, 41.5 avg.
Garrett Rivas	Scoring.....	2nd, 7.4 avg.
.....	Scoring (Kick).....	1st, 7.4 avg.
.....	Field Goals.....	2nd, 1.33 avg.
.....	Field Goal Percent	1st, 84.2 avg.
.....	PAT Kicking Percent.....	7th, 95.3 avg.
LaMarr Woodley	Sacks.....	1st, .92 avg.
.....	Tackles for Loss	3rd, 1.29 avg.
.....	Fumbles Recovered.....	T1st, .33 avg.
.....	Forced Fumbles.....	T2nd, .33 avg.