



Notre Dame
0-1



#7/#8 Michigan
1-0

Notre Dame Stadium
South Bend, Ind.
September 11, 2004
(3:30 p.m. EDT/2:30 p.m. CST)

Projected Attendance: 80,795 (capacity)

Radio Coverage: The Michigan Sports Network is comprised of 27 stations. Frank Beckmann (play-by-play), Jim Brandstatter (analyst) and Steve Courtney (sideline reports) will originate the game on NewsTalk 760 WJR-AM in Detroit.

TV Coverage: NBC Sports will broadcast the game to a national audience. Dave Hammond (play-by-play), Pat Haden (color commentary) and Lewis Johnson (sideline reports and analysis) will call the game.


Series History: Michigan and Notre Dame will meet on the gridiron for the 31st time on Saturday (Sept. 11). The Wolverines hold an 18-12-1 advantage in the all-time series and are one of only 10 teams which have a winning record against the Irish. Michigan has an 8-6-1 edge in games played in South Bend, Ind. In close games decided by three or fewer points, Notre Dame leads by a 4-2-1 margin.

Last Meeting: (#5 Michigan 38, #15 Notre Dame 0, Michigan Stadium, Sept. 13, 2003) The Wolverines claimed the widest margin of victory by either side in series history, claiming a 38-0 victory against the Irish at Michigan Stadium. Senior tailback Chris Perry, the ABC Player of the Game, carried 31 times for 133 yards and three touchdowns. His touchdown runs were two, nine and one yards. He also caught a 5-yard touchdown pass from senior John Navarre, who completed 14 of his 21 pass attempts for 199 yards. Sophomore tailback Pierre Rembert ran seven yards for the other touchdown. The Michigan defense limited the Fighting Irish to 49 yards rushing and 91 more passing. Notre Dame had a chance to strike early when it recovered a fumble at Michigan's 38-yard line, but the Wolverines held the Irish to a yard and forced a punt. Notre Dame never threatened again. Two drives later, sophomore Steve Breaston took an Irish punt 48 yards down to the Notre Dame two-yard line. Perry then took it in to score the game's first points. Michigan's drive to its fourth touchdown proved to be the longest in school history, lasting 10 minutes and 25 seconds, with the previous mark being a 10:01 drive against Indiana in 1984.

Did You Know?

With its 43-10 win against Miami (Ohio) and Notre Dame's 20-17 loss at Brigham Young, Michigan has taken over the top spot in the all-time Division I-A football annals for winning percentage. The Wolverines and Irish rank 1-2 in the NCAA in all-time victories, winning percentage, television appearances and all-time final composite AP poll rankings.

QUICKLY ON COACH CARR . . .



Lloyd Carr
(Northern Michigan, 1968)
10th season as Head Coach
25th Overall as a Michigan Coach
87-26 overall record at Michigan
56-16 Big Ten Conference Record

Lloyd Carr has a 1-0 record in 2004. Carr is in his 10th year as Michigan's head coach and his 25th overall season with the Wolverine program. The fifth-winningest active Division I-A coach with a .767 winning percentage, Carr has a 86-26 career record and an impressive 56-16 Big Ten Conference mark. He has a 57-18 record over the last six seasons (1998-2003) and has led the Wolverines to seven consecutive Jan. 1 bowl games. Carr was named the 1997 national coach of the year after guiding the program to a perfect 12-0 record and the *Associated Press* national championship. Carr led the Wolverines to back-to-back Big Ten Conference titles (1997-98) a share of the 2000 championship and the outright 2003 title. His teams have finished in the top 20 nationally each of his first nine years. Carr, previously a Michigan assistant coach for 15 years, began his college coaching career as a defensive backs coach at Eastern Michigan (1976-77) before joining Gary Moeller's staff at Illinois in the same role (1978-79). Carr came to Michigan in 1980 as Bo Schembechler's secondary coach. Carr served as defensive coordinator (1987-94) and was assistant head coach (1990-94).

2004 STATISTICAL LEADERS

- Rushing:** David Underwood (22 for 61 yards, 2 TDs)
- Passing:** Chad Henne (14-24 for 142 yards, 2 TDs)
- Receiving:** Braylon Edwards (6 for 91 yards, 15.2 avg., 2 TDs)
- Punt Returns:** Steve Breaston (3 for 40 yards, 13.3 avg.)
- Kickoff Returns:** Pierre Rembert (1 for 15 yards, 15.0 avg)
- Punting:** Adam Finley (6 for 271 yards, 45.2 avg., 56 long)
- Tackles:** Lawrence Reid (6 total; 5 solos, 1 assist)
- Tackles for Loss:** Lawrence Reid (3 for 8 yards)
- Sacks:** Alan Branch (1 for 5 yards), Alex Ofili (1 for 3 yards)
- Interceptions:** Markus Curry (2 for 46 yards)
- Pass Breakups:** Markus Curry (3)

2004 SCHEDULE AND RESULTS

Overall Record: 1-0 (1.000) / **Big Ten:** 0-0 (.000)
Home: 1-0 / **Away:** 0-0 / **Neutral:** 0-0

Date	Rank#	Opponent	Result	TV	Attend.
Preseason	8				
Sept. 4	8 / -	Miami (Ohio)	W, 43-10	ABC	110,815
Sept. 11	8 / -	at Notre Dame	3:30 p.m.	NBC	
Sept. 18		San Diego State	Noon	ESPN	
Sept. 25		Iowa *			
Oct. 2		at Indiana *			
Oct. 9		Minnesota *			
Oct. 16		at Illinois *			
Oct. 23		at Purdue *			
Oct. 30		Michigan State *			
Nov. 13		Northwestern *			
Nov. 20		at Ohio State *	1 p.m.	ABC	

All Times Eastern / * Big Ten Conference Games
Rankings (U-M / Opponent) from the *Associated Press* Top 25
Home game (bold) at Michigan Stadium

QUICK FACTS

2004 TEAM INFORMATION

Captains: David Baas, Marlin Jackson
Offensive Formation: Multiple
Defensive Formation: Situational
Lettermen Returning/Lost: 47/27
Offensive Lettermen Returning/Lost: 23/15
Defensive Lettermen Returning/Lost: 20/11
Specialists Lettermen Returning/Lost: 4/1
Starters Returning/Lost: 13/9
Offensive Starters Returning/Lost: 7/4
Defensive Starters Returning/Lost: 6/5

HEAD COACH

Lloyd Carr (Northern Michigan, 1968)
Years at Michigan: 10th as Head Coach; 25th overall
Record at Michigan: 87-26 (.770)
Overall Record: Same as above
Big Ten Record: 56-16 (.778)
Home: 53-6 (.898) / **Away:** 29-16 (.644) / **Neutral/Bowl:** 5-4 (.556)

ASSISTANT COACHES

Erik Campbell (Michigan, 1988) - *Assistant Head Coach/Wide Receivers*
 Mike DeBord (Manchester, 1978) - *Special Teams Coordinator/Recruiting*
 Ron English (California-Berkeley, 1990) - *Defensive Secondary*
 Jim Herrmann (Michigan, 1982) - *Defensive Coordinator/Linebackers*
 Fred Jackson (Jackson St., 1972) - *Associate Head Coach/Running Backs*
 Scot Loeffler (Michigan, 1998) - *Quarterbacks*
 Terry Malone (Holy Cross, 1983) - *Offensive Coordinator/Tight Ends*
 Andy Moeller (Michigan, 1987) - *Offensive Line*
 Bill Sheridan (Grand Valley State, 1982) - *Defensive Line/Recruiting*
 Steve Morrison (Michigan, 1995) - *Graduate Asst./Outside Linebackers*
 Mark Collins (East Tennessee St., 1997) - *Graduate Asst./Offensive Line*
 Mike Gittleton (New Hampshire, 1975) - *Weight Training & Conditioning*
 Scott Draper (Eastern Michigan, 1994) - *Asst. A.D./Football Operations*
 Brad Labadie (Saginaw Valley State, 2001) - *Coord. of Player Development*

UNIVERSITY INFORMATION

School: University of Michigan
Location: Ann Arbor, Mich.
Enrollment: 39,031
Founded: 1817
University President: Mary Sue Coleman
Director of Athletics: William C. Martin
Nickname: Wolverines
Colors: Maize and Blue
Fight Song: The Victors
Conference: Big Ten

FOOTBALL INFORMATION

First Year of Varsity Status: 1879
All-Time Record: 834-272-36 (125th season)
Stadium: Michigan Stadium
Stadium Capacity: 107,501
Turf: FieldTurf (artificial)

2003 SEASON IN REVIEW

Overall Record: 10-3 (.769)
Big Ten Record: 7-1 (.875)
Home: 7-0 / **Away:** 3-2 / **Neutral:** 0-1
 7th, Final *USA Today/ESPN* Coaches' Poll
 7th, Final *Associated Press* National Poll

ATHLETIC MEDIA RELATIONS

Phone: (734) 763-4423
Fax: (734) 647-1188 or 647-7390
Director Media Relations: Bruce Madej
Football Contacts: David Ablauf, Jim Schneider

MEDIA INFORMATION

MICHIGAN REPLAY WITH LLOYD CARR

In its 30th season, Michigan Replay is the longest running and most widely viewed coaches show in the country. Lloyd Carr and Jim Brandstatter co-host the show. Following are the days and times the show airs:

Station	Market	Time
WWJ-TV62 (CBS)	Detroit	11:30 a.m.
WXMI-TV17 (FOX)	Grand Rapids/Kalamazoo Muskegon	11 a.m.
WLNS-TV6 (CBS)	Lansing/Jackson	11:30 a.m.
WSMH-TV66 (FOX)	Flint/Saginaw/Bay City	11:30 a.m.
WFQX-TV33 (FOX)	Cadillac	11:30 a.m.
WVFX-TV45 (FOX)	Gaylord	11:30 a.m.
WFQX/WVFX-TV31 (FOX)	Alpena	11:30 a.m.
WFQX/WVFX-TV31 (FOX)	Traverse City	11:30 a.m.
WFQX/WVFX-TV31 (FOX)	Sault Ste Marie	11:30 a.m.
WFQX/WVFX-TV31 (FOX)	Pickford	11:30 a.m.
Cable Station	Market	Time
Comcast Local (Mich.)	Michigan Comcast	Tue., 2/6:30 p.m.
Comcast Sports Chicago	Chicago	Mon., 5 p.m.
WBO5-TV5 (WB)	Toledo, Ohio	11:30 a.m.
Time-Warner Cable	Dayton, Ohio	Wed., 7 p.m.
FSN Detroit	Michigan Cable	9:30 a.m.
College Sports Television	Nationwide/Direct TV(610)	Tue., 5 p.m.

**Times are for Sundays unless otherwise noted; Times are local to site*

Satellite Information

Satellite: SBS-6 (KU Band)
 Transponder: K-8 (eight) Vertical
 Location: 74° West
 D/L Freq: 11896.5 MHz
 Audio: 6.2 and 6.8
 Test (Bars and Tone): 7:30 a.m. ET
 Program Feed: 7:45 a.m. ET

BIG TEN TELECONFERENCE

The Big Ten Teleconferences begin on Tuesday, Aug. 31, and run throughout the season on a weekly basis. Head coach Lloyd Carr will participate on the conference call at 12:10 p.m. Eastern (11:10 a.m. Central). The media call-in number can be obtained by calling the Big Ten Conference.

MICHIGAN RADIO NETWORK

In its third season as a division of Host Communications, Inc., the Michigan Sports Network represents one of the largest and most-listened to college sports network in the Midwest. Anchored by the powerful 50,000 watt clear channel signal of NewsTalk 760 WJR-AM in Detroit, the Michigan Radio Network signal is currently comprised of 27 affiliate stations that achieve 98 percent coverage of the state of Michigan during football season. **Frank Beckmann** (play-by-play) and **Jim Brandstatter** (color) bring the action to you from the booth, with **Steve Courtney** providing sideline reports and analysis. Following is a list of 2004 radio affiliates:

City	Station (Dial Pos.)	City	Station (Dial Pos.)
Alma	WQBX-FM 104.9	Grand Rapids	WOOD-AM 1300
Alpena	WKJZ-FM 94.9	Jackson	WKHM-AM 970
Ann Arbor	WTKA-AM 1050	Kalamazoo	WKZO-AM 590
Battle Creek	WBXX-FM 95.3	Lansing	WQTX-FM 92.7
Benton Harbor	WSJM-AM 1400	Ludington	WKZC-FM 94.9
Cadillac	WATT-AM 1240	Marquette	WIAN-AM 1240
Charlevoix	WMKT-AM 1270	Petoskey	WMBN-AM 1340
Columbus, OH	WZNW-AM 1230	Port Huron	WHLS-AM 1450
Conway, AR	KASR-FM 92.7	Saginaw	WSAM-AM 1400
Detroit	WJR-AM 760	South Bend, IN	WDND-AM 1620
Escanaba	WDBC-AM 680	South Haven	WGMV-AM 940
Flint	WFDF-AM 910	Tawas City	WQLB-FM 103.3
Gaylord	WMJZ-FM 101.5	Traverse City	WTCM-AM 580
Grand Haven	WGHN-AM 1370	In addition, U-M football can be heard on American Armed Forces Radio.	
Grand Haven	WGHN-FM 92.1		

Associated Press National Poll (Sept. 6)

Team	Record	Points	Previous
1. Southern California (51)	1-0	1,609	1
2. Oklahoma (10)	1-0	1,548	2
3. Georgia (4)	1-0	1,481	3
4. Florida State	0-0	1,326	5
5. Miami, Fla.	0-0	1,306	6
6. Louisiana State	1-0	1,292	4
7. Texas	1-0	1,276	7
8. Michigan	1-0	1,260	8
9. Ohio State	1-0	1,012	9
10. West Virginia	1-0	987	10
11. Florida	0-0	840	11
12. California	1-0	839	13
13. Kansas State	1-0	732	12
14. Tennessee	1-0	662	14
15. Virginia	1-0	642	16
16. Iowa	1-0	578	19
17. Utah	1-0	570	20
18. Auburn	1-0	552	17
19. Missouri	1-0	535	18
20. Clemson	1-0	490	15
21. Wisconsin	1-0	346	21
22. Minnesota	1-0	259	25
23. Maryland	1-0	195	22
24. Oregon	0-0	181	23
25. Purdue	1-0	131	24

First-place votes in parentheses

ESPN/USA Today Coaches Poll (Sept. 7)

Team	Record	Points	Previous
1. Southern California (47)	1-0	1,502	1
2. Oklahoma (10)	1-0	1,452	2
3. Georgia (3)	1-0	1,355	4
4. Louisiana State (1)	1-0	1,271	3
5. Miami, Fla.	0-0	1,269	5
6. Florida State	0-0	1,206	6
7. Michigan	1-0	1,150	7
8. Texas	1-0	1,107	8
9. Ohio State	1-0	1,034	9
10. West Virginia	1-0	767	11
11. Florida	0-0	745	10
12. Iowa	1-0	698	13
13. California	1-0	691	14
14. Kansas State	1-0	664	12
15. Tennessee	1-0	623	15
16. Utah	1-0	514	19
17. Missouri	1-0	503	17
18. Clemson	1-0	501	16
19. Auburn	1-0	465	18
20. Virginia	1-0	417	20
21. Maryland	1-0	302	21
22. Wisconsin	1-0	297	22
23. Purdue	1-0	270	25
24. Minnesota	1-0	256	23
25. Oregon	0-0	124	24

First-place votes in parentheses

Game Notes

Michigan When Ranked in the AP Top 10

The Michigan football team will face Notre Dame ranked in the Top 10 of the Associated Press poll for the 347th game in school history. The Wolverines have compiled an impressive 261-80-10 all-time record (.758) when listed in the AP Top 10, including a 37-15 mark during Lloyd Carr's coaching tenure.

Wolverines from Indiana

Five players on the 2004 Michigan football team hail from the state of Indiana, including four players listed on the depth chart. Fifth-year senior **Kevin Dudley** (*Brookville, Ind./Franklin County HS*) is the top fullback, and senior **Adam Finley** (*Greenwood, Ind./Center Grove HS*) is the team's starting punter and sophomore **Jeremy Van Alstyne** (*Greenwood, Ind./Center Grove HS*) is a defensive end out for the season. The two other players from Indiana are sophomore quarterback **Clayton Richard** (*Lafayette, Ind./McCutcheon HS*) and freshman inside linebacker **Chris Graham** (*Indianapolis, Ind./Warren Central HS*). Both Richard and Graham made their Wolverine debuts in the opener vs. Miami (Ohio).

Carr Tops All Coaches in UM vs. ND Series

This will be University of Michigan head coach **Lloyd Carr's** 19th game on the sidelines in the Michigan -- Notre Dame series, tops among all coaches on either side of the gridiron battle. Carr has an 8-9-1 record as an assistant and head coach at Michigan, but owns a 2-2 mark against the Irish as the Wolverines' head coach. U-M defensive coordinator **Jim Herrmann** is making his 18th appearance in the battle between the Wolverines and Irish, participating in three games as a player (1980-82) and returning as a member of the staff for every game since 1986.

Wolverines in South Bend

Michigan will look to end a two-game losing streak in South Bend, Ind. In 1998 Michigan opened its defense of the national championship with a 36-20 loss, in what was Tom Brady's debut as a starting quarterback. Michigan lost despite out-passing the Irish 322 yards to 96. The difference was the running game, as the Irish out-rushed the Wolverines 280 yards to 150. In 2002, the Wolverines suffered a heartbreaking 25-23 loss in South Bend. With 2:53 remaining, John Navarre hit Bennie Joppru for an eight-yard touchdown to cut the deficit to two, but the two-point conversion attempt to tie was batted down. Michigan received one more possession after that, but its hopes ended with an interception with 28 seconds to go.

TRACKING U-M IN THE POLLS

Date	Associated Press	USA Today/ESPN
Preseason	8	7
Aug. 29		7
Sept. 6/7	8	7
Sept. 12		
Sept. 19		
Sept. 26		
Oct. 3		
Oct. 10		
Oct. 17		
Oct. 24		
Oct. 31		
Nov. 7		
Nov. 14		
Nov. 21		
Nov. 28		
Dec. 5		
Dec. 12		
Final		

Michigan's Notre Dame Connections

Three members of the Michigan football program have a direct link to the Notre Dame football program. Defensive line coach **Bill Sheridan** coached the Irish's safeties and special teams in 2001 under former head coach Bob Davie. Pat and Michael Massey's father, Jim, played defensive end for the Irish in 1969. Michael is a freshman tight end for the Wolverines while Pat is the team's starting defensive end.

U-M in Road Openers

The Wolverines will look to end a four-game losing streak in road openers when it travels to Notre Dame Stadium. Michigan has compiled a 4-5 record under head coach Lloyd Carr in road openers and has lost its last four contests by five points or less. U-M suffered a 23-20 loss at UCLA in 2000, a 23-18 setback at Washington in 2001, a 25-23 defeat at Notre Dame in 2003 and a 31-27 game at Oregon last season.

Nation's Top Two Programs

This game features the two winningest programs in Division I-A football. With its 43-10 win against Miami (Ohio) and Notre Dame's 20-17 loss at Brigham Young, Michigan has taken over the top spot in the all-time Division I-A football annals for winning percentage. The Wolverines and Irish rank 1-2 in the NCAA in all-time victories, winning percentage, television appearances and all-time final composite AP poll rankings. When compared to all football programs regardless of division, Michigan is still first in all-time victories, with Notre Dame listing third behind Yale (821).

All-Time Division I-A Football Records by Wins

School	Wins	Losses	Ties	Pct.
1. Michigan	834	272	36	.7460595
2. Notre Dame	796	258	42	.7454379
3. Nebraska	782	311	40	.7078552
4. Texas	777	309	33	.7091152
5. Alabama	759	293	43	.7127852

All-Time Division I-A Football Records by Percentage

School	Wins	Losses	Ties	Pct.
1. Michigan	834	272	36	.7460595
2. Notre Dame	796	258	42	.7454379
3. Alabama	759	293	43	.7127852
4. Oklahoma	738	284	53	.7111627
5. Ohio State	757	294	53	.7096920

Henne Makes Impressive Debut

Freshman quarterback **Chad Henne** (*Wyomissing, Pa./Wilson HS*) enters the Notre Dame game after becoming the second true freshman in school history to start under center in his very first football game. Henne, the ABC Player of the Game against Miami (Ohio), completed 14-of-24 passes (58.3 pct.) for 142 yards and two touchdowns in leading five scoring drives (four TDs, one field goal). He joined Rick Leach as the only Wolverine freshman signal-callers to start a season-opener, with Leach accomplishing the feat in a 23-6 U-M victory at Wisconsin on Sept. 13, 1975.

Edwards Provides Consistency

Senior wide receiver **Braylon Edwards** (*Detroit, Mich./Bishop Gallagher HS*) continues to inch closer to the top of Michigan's receiving annals. Edwards led the team with six receptions for 91 yards and two touchdowns against Miami (Ohio). He has led the team in receptions six straight games and in receiving yards for five straight contests entering the Notre Dame game. A Biletnikoff Award candidate, Edwards has hauled in at least one reception in 27 straight games, the third longest stretch with a reception in school history. He has started 25 career games and collected 10 career 100-yard receiving games.

Michigan's Career Receptions List

Player	Receptions	Years	Edwards Needs:
1. Marquise Walker	176	1998-2001	15
2. Anthony Carter	161	1979-82	
Braylon Edwards	161	2001-04	

Michigan's Career Receiving Yardage List

Player	Yards	Years	Edwards Needs:
1. Anthony Carter	3,076	1979-82	774
2. Amani Toomer	2,657	1992-95	355
3. David Terrell	2,317	1998-2000	15
4. Braylon Edwards	2,302	2001-04	

Edwards Strikes Twice

With touchdown grabs of 20 and 13 yards against Miami (Ohio), **Braylon Edwards** moved into sole possession of third place on Michigan's career touchdown receptions list with 26. Edwards has scored touchdowns in five straight regular-season games dating back to last season. He has hauled in a pair of scores in four of those five regular-season contests and has eight multi-touchdown games during his career. Edwards needs six receiving TDs to tie 1991 Heisman Trophy winner Desmond Howard (1989-91) for second place on the school's career list, and 11 touchdown grabs to equal the 37 total scores gained by the original No. 1, Anthony Carter (1979-82).

Michigan's Career Receiving Touchdowns List

Player	TDs	Years	Edwards Needs:
1. Anthony Carter	37	1979-82	11
2. Desmond Howard	32	1989-91	6
3. Braylon Edwards	26	2001-04	

Underwood Sets Career Highs

Senior tailback **David Underwood** (*Madisonville, Texas/Madisonville HS*) will enter the Notre Dame game after making his debut as Michigan's starting tailback against Miami (Ohio). Underwood set career highs in rushing attempts (22) and rushing scores (two) while contributing 61 yards on the ground, and added an eight-yard reception against the RedHawks. He has carried the ball 141 times for 544 yards (4.6 avg.) and scored six rushing touchdowns during his career.

Avant Extends Reception Streak

Junior wide receiver **Jason Avant** (*Chicago, Ill./Carver HS*) extended his streak of games with at least one reception to 13 heading into Notre Dame. Avant grabbed his only reception, an 11-yarder, against Miami (Ohio) to convert a third down. A Biletnikoff Award candidate, Avant has 50 career receptions for 804 yards and two touchdowns. A two-year letterman, Avant needs 196 receiving yards to become the 21st player in Michigan history to reach the 1,000-yard barrier during his career.

Baas Eyes 28th Straight Start at Left Guard

Senior left guard and co-captain **David Baas** (*Sarasota, Fla./Riverview HS*) enters the Notre Dame game having anchored the Wolverines offense for more games than any other player on the squad. Baas seeks his 28th straight start and will look to play in his 33rd overall game when U-M faces Notre Dame. An Outland Trophy and Lombardi Award candidate this season, Baas is looking to become the 11th player in Michigan football history to earn All-Big Ten first team honors at least three times during his career. Baas is a three-year letterman and two-year starter at left guard. A 2004 preseason All-America selection, Baas earned second-team All-America honors from the Associated Press last year.

Reid Leads D in Stops for Sixth Time in 11 Games

Senior inside linebacker **Lawrence Reid** (*Pickerington, Ohio/Pickerington HS*) heads into South Bend after surpassing the 100-tackle mark for his career. Reid has 101 tackles during his career, with 10 tackles for loss, two sacks, one fumble recovery and three pass breakups. He was the team's leading tackler vs. Miami (Ohio), collecting six stops and a career-best three TFLs. Reid has led or tied for the team lead in tackles six times in the last 11 games. A Butkus Award candidate, he looks to make his 15th career start in the Notre Dame game.

Action Jackson

Senior cornerback and co-captain **Marlin Jackson** (*Sharon, Pa./Sharon HS*) enters the Notre Dame game looking to collect his 30th career pass breakup. He made three solo tackles in the first half against Miami (Ohio) before missing the second half due to injury. A Thorpe Award candidate, Jackson returned to cornerback this season after switching to safety in 2003. He has played in 34 career games including 28 starts, and ranks third in U-M history with 29 career pass breakups. Jackson leads all defensive players in career tackles (151), interceptions (eight for 43 yards, 1 TD) and pass breakups (29). He was a 2002 All-America at cornerback.

Shazor Shaving Opposition

Senior strong safety **Ernest Shazor** (*Detroit, Mich./Martin Luther King HS*) heads into the Notre Dame game after playing a solid all-around game in the opener vs. Miami (Ohio). Shazor collected four tackles and one interception against the RedHawks, with his 88-yard interception return for a touchdown being the third longest in school history. The U-M interception record mark is 92 yards shared by a pair of Wolverines against UCLA: Ken Turead (1961) and Thom Darden (1971). Shazor has recorded 86 career tackles, nine TFLs, three sacks, three interceptions and 10 pass breakups from his secondary spot. A Jim Thorpe Award candidate, Shazor looks to play in his 25th career game when Michigan faces Notre Dame.

Curry Tied for National Lead

Senior cornerback **Markus Curry** (*Detroit, Mich./Bishop Gallagher HS*) enters the Notre Dame tied for tops nationally in interceptions after collecting a pair of picks in the Wolverines' 43-10 against Miami (Ohio). He is one of 11 players to snare two interceptions on the opening weekend of the season. Curry set up short scoring drives for the Wolverines with 25- and 21-yard returns on his two interceptions against the RedHawks, and he added three pass breakups and four stops. Curry has six career interceptions and 22 pass breakups. He will look to make his 15th consecutive start at cornerback in the Notre Dame game and his third start against the Irish.

Mundy Makes Saturday Starting Debut

Sophomore free safety **Ryan Mundy** (*Wilkins Township, Pa./Woodland Hills HS*) heads into the Notre Dame game after making his first career start as a Wolverine. Mundy tallied a career-high four tackles against Miami (Ohio) from his starting safety spot. He gained his first career interception against the RedHawks, returning the pick 38 yards to set up Michigan's first points of the 2004 season (31-yard field goal by kicker Garrett Rivas). Mundy tallied 10 tackles in 11 games last season, eight of which came on special teams units.

Finley Booming Punts

Fifth-year senior punter **Adam Finley** (*Greenwood, Ind./Center Grove HS*) enters the Notre Dame game after one of the best punting performances of his career. Finley averaged 45.2 yards on six punts in the opener against Miami (Ohio), including two 50-plus-yard punts, one which he boomed a career-best 56 yards. He has punted 131 times for 5,473 yards (41.78 avg.) during his career, with 18 boots of 50 yards or more and 36 punts knocked inside the 20-yard line.

Strong Septembers Under Carr

Starting the season off strongly has been a trademark of U-M while under **Lloyd Carr**, posting a 30-6 record during the month of September. Carr won the first 10 September games of his career, and his teams have outscored the opposition by a 1,117-559 differential during the ninth month of the year. Carr is 24-1 at Michigan Stadium, 7-5 on the road and 9-6 against top 25 teams in September. Michigan has a 128-31-3 all-time record during the month of September.

Carr vs. Non-Conference Teams

Lloyd Carr enters the Notre Dame game with an impressive 28-6 record against regular-season non-conference opponents. Carr has claimed victories in 18 of his last 22 contests against non-conference foes, and is 1-0 this season. He won his first 10 career non-conference games before suffering back-to-back 1998 setbacks against Notre Dame (20-36) and Syracuse (28-38).

Carr on U-M Sideline for 25th Season

Lloyd Carr reaches a milestone this year as he ties Fielding Yost for second all-time in terms of years spent coaching on Michigan's sideline. Only Bennie Oosterbaan with 31 years (11 as the head coach) has more service time. Carr over his first nine years as head coach has compiled an 87-26 record, including an impressive 56-16 in Big Ten games. He is also currently the winningest coach at Michigan Stadium by winning percentage. Carr has gone 53-6 at the Big House for an incredible winning percentage of .898. Carr has led the Wolverines to four Big Ten championships and the 1997 national championship in his nine seasons at the helm. His 15 years as an assistant were spent first as secondary coach, then defensive coordinator and then he added assistant head coach into his title for his final five years as an assistant.

Longest Tenures as Member of U-M Coaching Staff

Coach	Years	Breakdown
1. Bennie Oosterbaan	31	20 Assistant, 11 Head Coach
2. Fielding H. Yost	25	25 Head Coach
Lloyd Carr	25	15 Assistant, 10 Head Coach
4. Gary Moeller	23	18 Assistant, 5 Head Coach
Jerry Hanlon	23	23 Assistant
Cliff Keen	23	23 Assistant
7. Tirrell Burton	22	22 Assistant
8. Bo Schembechler	21	21 Head Coach
Jack Blott	21	21 Assistant Coach

Baas and Jackson Elected Captains

Lloyd Carr announced Aug. 19 that two seniors had been selected by their teammates as co-captains of the 2004 Wolverine football team. Fifth-year senior left guard **David Baas** represents the offense while senior cornerback **Marlin Jackson** was the squad's defensive choice. They will work with a 32-member senior class to defend last season's Big Ten Conference title.

Michigan Tops Big Ten Preseason Poll

Defending Big Ten football champion Michigan was voted the preseason conference favorite in a poll of media members attending the Big Ten Media Day in Chicago, the league announced Aug. 4. Ohio State and Iowa, both U-M opponents in 2004, were second and third in the preseason poll. The Wolverines return 47 lettermen from last season, including 17 starters (seven offense, six defense, four specialists). The last time Michigan received the conference's preseason nod to win the championship was 2000, a year in which the Wolverines solidified the media's selection with a 38-26 victory against Ohio State in Columbus to claim the title.

Michigan Looks for Second Straight Big Ten Title

Last year Michigan won the Big Ten title with a 7-1 conference record. It was the Wolverines' first conference championship since 2000. Michigan has a long history of winning back-to-back titles. In fact, they have created streaks of conference championships nine times. That includes three streaks of two titles in a row, one streak of three titles in a row, four streaks of four titles in a row, and from 1988-1992 Michigan won an incredible five Big Ten conference championships in a row.

Home Grown Talent

There are 48 players on this year's football roster who are continuing their gridiron careers in their home state of Michigan. Defensive end **Rondell Biggs** (*Southfield, Mich./Lathrup HS*), cornerback **Markus Curry**, wide receiver **Braylon Edwards**, right guard **Matt Lentz** (*Ortonville, Mich./Brandon HS*), outside linebacker **Roy Manning** (*Saginaw, Mich./Saginaw HS*), defensive tackle **Alex Ofili** (*Ypsilanti, Mich./Ypsilanti HS*) and safety **Ernest Shazor** started the opener against Miami (Ohio) and 22 of the Wolverine Michiganders saw playing time against the RedHawks.

125th Season of Michigan Football Action

The football program is in its 125th season of college football action this fall. The Wolverine program was established in 1879 when a group of 13 men fielded the first football team in school history and played a pair of off-campus games. U-M defeated Racine, 1-0, at White Stocking Park in Chicago, Ill., on May 30, 1879, for the first victory in school history. The Wolverines tied Toronto, 0-0, in Detroit to finish the year 1-0-1. U-M is in its 122nd year of uninterrupted gridiron action, with 1882 being the only season that the program did not play any varsity games. The Wolverines are the sixth oldest football program in NCAA history (see chart below), but U-M has won more game than any team in college football history (834).

Oldest College Football Programs

School	Years
Princeton	135
Rutgers	135
Yale	132
Harvard	130
Pennsylvania	128
Michigan	125
Amherst	125
Navy	124

The Last Time in South Bend: (#20 Notre Dame 25, #7 Michigan 23, *Notre Dame Stadium, South Bend, Ind., Sept. 14, 2002*) The Wolverines were unable to overcome four turnovers in a 25-23 loss to the Irish. Notre Dame struck first, taking the opening kickoff 80 yards in 11 plays to gain a 7-0 advantage on a one-yard run by tailback Ryan Grant. The defense responded for the Wolverines, with an interception by cornerback Marlin Jackson that he returned 27 yards for a touchdown, tying the score at seven apiece. After recording a safety late in the second quarter, the Irish scored one more time before the half on a quarterback keeper by Carlyle Holiday from three yards out, making the Irish's halftime advantage 16-7. Michigan closed the gap to 16-10 on a 19-yard field goal from Philip Brabbs and then U-M took its first lead of the game on a two-yard touchdown run by Chris Perry. Notre Dame answered with Grant's second TD of the day, but the two-point conversion failed, leaving the score 22-17. The Irish pushed their lead to 25-17 with a 46-yard field goal by Nick Setta with 10 minutes left in the game. Michigan scored on an eight-yard pass from quarterback John Navarre to tight end Bennie Joppru to trim the lead to 25-23. Michigan's two-point conversion attempt failed and the Wolverines still trailed by two with three minutes left. U-M had one last chance to win the game, but Navarre's pass was tipped and intercepted to end the game. Navarre completed 19-42 passes for 270 yards and one touchdown and Perry ran 16 times for 78 yards and one score. The receiving corps was led by Joppru with seven catches for 80 yards and Braylon Edwards with four receptions for 94 yards. Defensively, linebacker Victor Hobson recorded 10 tackles, including two sacks.

Michigan's Last Victory in South Bend: (#6 Michigan 26, #3 Notre Dame 24, *Notre Dame Stadium, South Bend, Ind., Sept. 10, 1994*) Freshman kicker Remy Hamilton kicked the game-winning 42-yard field goal with two seconds remaining to provide the Wolverines with a 26-24 victory against the Irish. In a matchup of top 10 teams, the sixth-ranked Wolverines used a last minute drive led by quarterback Todd Collins that included a scramble, a 26-yard pass to tight end Jay Riemersma and two short passes to Seth Smith to set up the winning kick with seven seconds left. Collins was 21-of-29 for 224 yards and one touchdown, while tailback Tim Biakabutuka rushed 25 times for 100 yards. Hamilton hit four field goals on the day, including the 42-yarder for the win.

Michigan Quarterback Starting Debuts

Name	Date	Opponent	Rushing	Passing	Yards	TDs	Result
Chad Henne	9/4/2004	Miami (Ohio)	4-(-6)	24-14-1	142	2	W, 43-10
Drew Henson	9/30/2000	Wisconsin	9-3	27-15-0	257	1	W, 13-10
John Navarre	9/2/2000	Bowling Green	2-(-23)	19-15-0	265	4	W, 42-7
Tom Brady	9/5/98	Notre Dame	5-(-11)	36-23-0	267	0	L, 20-36
Brian Griese	9/30/95	Miami (Ohio)	2-(-21)	24-14-1	192	2	W, 38-19
Scott Dreisbach	8/26/95	Virginia	7-(-14)	52-27-2	372	2	W, 18-17
Todd Collins	9/19/92	Oklahoma St.	2-(-2)	42-29-1	285	2	W, 35-6
Elvis Grbac	9/23/89	UCLA	3-(-21)	23-13-1	130	1	W, 24-23
Mike Taylor	10/31/87	Northwestern	14-144	5-1-0	3	0	W, 29-6
Demetrius Brown	9/12/87	Notre Dame	4-38	15-4-3	54	1	L, 7-26
Chris Zurbrugg	10/27/84	Illinois	14-51	14-5-0	51	0	W, 26-18
Russell Rein	10/13/84	Northwestern	1-1	11-8-0	83	1	W, 31-0
Jim Harbaugh	9/8/84	Miami (Fla.)	8-(-7)	21-11-2	163	0	W, 22-14
David Hall	9/20/83	Washington St.	5-26	14-8-1	50	1	W, 20-17
Steve Smith	9/12/81	Wisconsin	11-30	18-3-3	39	0	L, 14-21
Rich Hewlett	11/17/79	Ohio State	9-20	4-1-1	14	0	L, 15-18
John Wangler	9/29/79	California	15-3	21-9-0	210	0	W, 14-10
B.J. Dickey	9/8/79	Northwestern	9-85	8-6-1	68	1	W, 49-7
Rick Leach	9/13/75	Wisconsin	8-30	10-2-3	34	1	W, 23-6

U-M vs. ND SERIES INFORMATION

Series Record: Michigan leads 18-12-1

Michigan Points: 604

Notre Dame Points: 478

Record at Ann Arbor: Michigan leads 10-6

At Michigan Stadium: Michigan leads 6-5

Record at Notre Dame: Michigan leads 7-6-1

At Notre Dame Stadium: ND leads 6-4-1

Games decided by 3 Points or Less: ND leads 4-2-1

Games decided by 7 Points or Less: ND leads 8-7-1

Longest Michigan Winning Streak: 8 (1887-1908)

Current Michigan Streak: Won 1

Last 10 Games: Michigan leads 5-4-1

Biggest Michigan Win: 38-0 (2003)

Biggest Michigan Loss: 35-12 (1943)

Last Michigan Home Win: 2003 (last game)

Last Michigan Road Win: 1994 (U-M is 0-2 since)

Last Notre Dame Home Win: 2002 (last game)

Last Notre Dame Road Win: 1993 (ND is 0-3 since)

H: 10-6 / **A:** 7-6-1 / **N:** 1-0

Year	W/L	Score	Site	Rank
1887	W	8-0	A	
1888	W	26-6	A	
1888	W	10-4	A	
1898	W	23-0	H	
1899	W	12-0	H	
1900	W	7-0	H	
1902	W	23-0	1	
1908	W	12-6	H	
1909	L	3-11	H	
1942	W	32-20	A	6/ 4
1943	L	12-35	H	2/ 1
1978	W	28-14	A	5/14
1979	L	10-12	H	6/ 9
1980	L	27-29	A	14/ 8
1981	W	25-7	H	11/ 1
1982	L	17-23	A	10/20
1985	W	20-12	H	-/13
1986	W	24-23	A	3/ -
1987	L	7-26	H	9/16
1988	L	17-19	A	9/13
1989	L	19-24	H	2/ 1
1990	L	24-28	A	4/ 1
1991	W	24-14	H	3/ 7
1992	T	17-17	A	6/ 3
1993	L	23-27	H	3/11
1994	W	26-24	A	6/ 3
1997	W	21-14	H	6/ -
1998	L	20-36	A	5/22
1999	W	26-22	H	7/16
2002	L	23-25	A	7/20
2003	W	38-0	H	5/15

1-Toledo, Ohio

TOP U-M PERFORMANCES vs. NOTRE DAME Since 1942

INDIVIDUAL BESTS

Rushing Yards

201, Jon Vaughn, 1990
177, Rickey Powers, 1991
149, Tyrone Wheatley, 1993
142, Anthony Thomas, 1999
139, Butch Woolfork, 1981

Rushing Attempts

38, Rickey Powers, 1991
32, Anthony Thomas, 1999
31, Chris Perry, 2003
25, Tim Biakabutuka, 1994
25, Tyrone Wheatley, 1993
25, Tony Boles, 1988

Rushing Touchdowns

3, Chris Perry, 2003
2, Anthony Thomas, 1999
2, Tyrone Wheatley, 1993

Receptions

8, David Terrell, 1999
8, Tai Streets, 1998
7, Bennie Joppru, 2002
7, Chris Calloway, 1989

Receiving Yards

133, Desmond Howard, 1990
126, Marcus Knight, 1998
115, David Terrell, 1999
101, Tai Streets, 1998
99, Anthony Carter, 1981
96, Mercury Hayes, 1993

Receiving Touchdowns

2, Doug Marsh, 1978
2, Anthony Carter, 1981
2, Desmond Howard, 1990

Passing Attempts

42, John Navarre, 2002
37, Todd Collins, 1993
36, Tom Brady, 1998
30, Elvis Grbac, 1990
29, Todd Collins, 1994

Passing Completions

23, Tom Brady, 1998
22, Todd Collins, 1993
21, Todd Collins, 1994
20, Elvis Grbac, 1991
19, John Navarre, 2002
17, Tom Brady, 1999

Passing Yards

267, Tom Brady, 1998
251, Todd Collins, 1993
242, Elvis Grbac, 1992
230, John Navarre, 2002
224, Todd Collins, 1994
199, John Navarre, 2003
197, Tom Brady, 1999
195, Elvis Grbac, 1991

Passing Touchdowns

3, John Wangler, 1980
3, Rick Leach, 1978
2, Elvis Grbac, 1992
2, Elvis Grbac, 1990
2, Elvis Grbac, 1989

TEAM BESTS

Rushing Attempts: 59, 1981

Rushing Yards: 304, 1981

Passing Attempts: 42, 2002

Passing Completions: 28, 1998

Passing Yards: 322, 1998

Total Offense: 472, 1998

2004 Honors and Awards

Jason Avant, Wide Receiver
Biletnikoff Award (candidate)

David Baas, Left Guard
Outland Trophy (candidate)
Lombardi Award (candidate)

Braylon Edwards, Wide Receiver
Biletnikoff Award (candidate)
Walter Camp Player of the Year (candidate)

Adam Finley, Punter
Ray Guy Award (candidate)

Chad Henne, Quarterback
ABC Player of the Game (Miami)

Marlin Jackson, Cornerback
Jim Thorpe Award (candidate)

Lawrence Reid, Inside Linebacker
Butkus Award (candidate)

Ernest Shazor, Safety
Thorpe Award (candidate)

Pierre Woods, Outside Linebacker
Butkus Award (candidate)
Bronko Nagurski Award (candidate)


PRONUNCIATION GUIDE

Coaches

Scot LoefflerLEF-ler

Players

Jamar Adamsjuh-MAR
Jason Avanta-VANT
David Baas.....bahss
Willis BarringerBARE-in-jur
Mark Bihl.....BEEL
Jeremy Ciulla.....CHEW-la
Braylon EdwardsBRAY-lynn
Matt Gutierrezgoo-TARE-ez
Leo Henigehen-ah-GEE (as in McGee)
Chad HenneHENNY (as in Penny)
Jeff KastlCASTLE
Mike Kolodziejkah-LOW-jay
Tim MassaquoiMASS-ah-coy
Chris MatsosMATT-sos
Troy NienbergNEEN-berg
Alex Ofili.....OH-feely
Obi Oluigbooh-BEE oh-LEE-bow
B.J. Opong-Owusuo-PONG oh-WOO-sue
Jeremy ReadREID
Pierre Rembert.....rem-BERT
Rueben RileyRUE-ben
Garrett RivasREE-vas
Joey SarantosSARAN-tos
Paul SarantosSARAN-tos
David SchoonoverSCOOON-over
Patrick SharrowSHARE-oh
Ernest Shazor.....SHAY-zer
Adam Stenavich.....STEN-ah-vich
Matt Studenski.....stew-DIN-ski
Jeremy Van Alstyneall-STINE
Marques Walton.....Marcus
Matt Wilde.....while-DEE




125th Football Poster

Players (Front, left to right): Unidentified member from the first U-M football team (1879); guard James Hooper (1895); end Clayton Teetzel (1897); center William Cunningham (1896-99); halfback Dave Allerdice (1907-09); center Adolf "Germany" Schultz (1904-08); guard Albert Benbrook (1908-10); halfback Archie Weston (1917-19); halfback Harry Kipke (1921-23); end Bennie Oosterbaan (1925-27); center Gerald Ford (1932-34); end Willis Ward (1932-34); halfback Tom Harmon (1938-40); tackle Albert Wistert (1940-42); tight end Ron Kramer (1954-56); running back Ron Johnson (1966-68); offensive lineman Reggie McKenzie (1969-71); quarterback Rick Leach (1975-78); wide receiver Anthony Carter (1979-82); linebacker Erick Anderson (1988-91); wide receiver/returner Desmond Howard (1989-91); quarterback Brian Griese (1994-97); cornerback/wide receiver/returner Charles Woodson (1995-97); offensive tackle Jon Jansen (1995-98); quarterback Tom Brady (1996-99); tailback Chris Perry (2000-03).

Coaches (Back, left to right): Fielding H. Yost (1901-23, 1925-26); Harry Kipke (1929-37); Herbert O. "Fritz" Crisler (1938-47); Bennie G. Oosterbaan (1948-58); Chalmers W. "Bump" Elliott (1959-68); Glenn E. "Bo" Schembechler (1990-94); Gary O. Moeller (1990-94); Lloyd H. Carr (1995-present).

U-M Football By the Numbers

1	Rank in All-Time Victories and Winning Percentage
2	Super Bowl Most Valuable Players
3	Heisman Trophy Winners
4	National Coach of the Year Winners
5	NFL Hall of Famers
5	Retired Jersey (11, 47, 48, 87, 98)
8	National Football Foundation Scholar-Athletes
11	National Titles
14	Chicago Tribune Big Ten MVPs
15	Associated Press Top 5 Finishes
17	Head Coaches
18	Bowl Game Victories
18	Rose Bowl Appearances
24	Academic All-Americans
26	College Football Hall of Fame Members
35	All-Time Bowl Game Appearances
36	Players Participating in the Super Bowl
41	Big Ten Titles
41	First Round Draft Picks
51	Appearances in Final Associated Press Polls
69	Consensus All-Americans
69	Players Participating in the NFL Pro Bowl
78	Years at Michigan Stadium
100	Games against Ohio State
109	Winning Seasons
118	First-Team All-Americans
121	Academic All-Big Ten Players
125	Years of Football
126	Opponents Faced
131	Assistant Coaches
254	All-Big Ten first-team Players
270	All-Time Players in the National Football League
333	All-Time Television Appearances
352	Wins at Michigan Stadium
436	Big Ten Wins
613	Big Ten Games
834	All-Time Victories
1,142	Total Games Played
1,855	All-Time Football Lettermen
27,995	Points Scored in U-M History
107,501	Capacity of Michigan Stadium



WOLVERINES IN 2004 NFL TRAINING CAMPS

Player, Position	Team
B.J. Askew, RB	New York Jets
Jeff Backus, OT	Detroit Lions
Ronald Bellamy, WR	Miami Dolphins #
Grant Bowman, DT	<i>Tennessee Titans</i> , Pittsburgh Steelers#
Tom Brady, QB	New England Patriots
David Brandt, G	San Diego Chargers
Mark Campbell, TE	Buffalo Bills
Todd Collins, QB	Kansas City Chiefs
<i>Julius Curry, S</i>	<i>Detroit Lions</i> , Green Bay Packers #
Charles Drake, DB	Detroit Lions
<i>Deitan Dubuc, TE</i>	<i>Carolina Panthers</i> , Houston Texans
<i>Hayden Epstein, PK</i>	<i>Denver Broncos</i>
Jay Feely, PK	Atlanta Falcons
Larry Foote, LB	Pittsburgh Steelers
Ian Gold, LB	Tampa Bay Buccaneers
Jonathan Goodwin, OL	New York Jets
Brian Griese, QB	Tampa Bay Buccaneers
James Hall, DE	Detroit Lions
<i>Remy Hamilton, PK</i>	<i>Chicago Bears</i>
Tommy Hendricks, LB	Jacksonville Jaguars
Drew Henson, QB	Dallas Cowboys
<i>Norman Heuer, DT</i>	<i>Washington Redskins</i>
Victor Hobson, LB	New York Jets
<i>Todd Howard, CB</i>	<i>Miami Dolphins</i>
Steve Hutchinson, OG	Seattle Seahawks
Jon Jansen, OT	Washington Redskins *
Dhani Jones, LB	Philadelphia Eagles
Bennie Joppru, TE	Houston Texans
Cato June, LB	Indianapolis Colts
Alain Kashama, DE	Chicago Bears
<i>Marcus Knight, WR</i>	<i>Tampa Bay Buccaneers</i>
Ty Law, CB	New England Patriots
Jeremy LeSueur, CB	Denver Broncos *
<i>Andy Mignery, TE</i>	<i>New England Patriots</i>
John Navarre, QB	Arizona Cardinals
Shantee Orr, LB	Houston Texans #
Tony Pape, G	Miami Dolphins #
Dave Pearson, C	Detroit Lions
Chris Perry, RB	Cincinnati Bengals
Jay Riemersma, TE	Pittsburgh Steelers
<i>Dan Rumishek, DE</i>	<i>Chicago Bears</i>
Jon Runyan, OT	Philadelphia Eagles
Aaron Shea, TE	Cleveland Browns
<i>Glen Steele, DT</i>	<i>New York Giants</i> , Cincinnati Bengals
Larry Stevens, LB	Cincinnati Bengals #
Tai Streets, WR	Detroit Lions
David Terrell, WR	Chicago Bears
Anthony Thomas, RB	Chicago Bears
Amani Toomer, WR	New York Giants
Jerame Tuman, TE	Pittsburgh Steelers
<i>Marquise Walker, WR</i>	<i>New England Patriots</i>
Tyrone Wheatley, RB	Oakland Raiders
James Whitley, CB	Green Bay Packers
Brandon Williams, CB	Atlanta Falcons
Josh Williams, DT	Indianapolis Colts
Maurice Williams, OT	Jacksonville Jaguars
Eric Wilson, OG	Miami Dolphins *
Charles Woodson, CB	Oakland Raiders
<i>Chris Ziemann, OT</i>	<i>Tampa Bay Buccaneers</i>

Italics denotes released from current team

* indicated injured reserve. / # indicates practice squad.

Former U-M Players Coaching in the NFL

Corwin Brown, Defensive Backs	New York Jets
Harold Goodwin, Assistant Offensive Line	Chicago Bears
Mike Trgovac, Defensive Coordinator	Carolina Panthers

2004 MICHIGAN SUPERLATIVES

Overall:1-0
 At Home:1-0
 On the Road:0-0
 Neutral:0-0

By Month:
 August:0-0
 September:1-0
 October:0-0
 November:0-0
 December:0-0
 January:0-0

When Scoring First:1-0
 When Opponent Scored First:0-0
 When Scoring 20 or More Points:1-0
 When Scoring Less Than 20 Points:0-0
 When Leading at the Half:1-0
 When Trailing at the Half:0-0
 When Tied at the Half:0-0
 When Leading after 3 Quarters:1-0
 When Trailing after 3 Quarters:0-0
 When Tied after 3 Quarters:0-0
 When Outrushing the Opponent:1-0
 With 35 or More Rushing Attempts:1-0
 With Less Than 30 Passing Attempts:1-0
 When Leading in Time of Possession:1-0
 When Trailing in Time of Possession:0-0

On Turf:1-0
 On Grass:0-0

When Leading in Takeaway/Turnover Ratio:1-0
 When Even in Takeaway/Turnover Ratio:0-0
 When Trailing in Takeaway/Turnover Ratio:0-0
 With an Individual 100-Yard Rusher:0-0
 With an Individual 200-Yard Passer:0-0
 250-Yard Passer:0-0
 With an Individual 100-Yard Receiver:0-0
 With an Individual Opponent 100-Yard Rusher:0-0
 With an Individual Opponent 200-Yard Passer:0-0
 250-Yard Passer:0-0
 With an Individual Opponent 100-Yard Receiver:0-0

SUPERLATIVES UNDER LLOYD CARR

Overall:87-26
 At Home:53-6
 On the Road:29-16
 Neutral:5-4

By Month:
 August:4-0
 September:30-6
 October:24-7
 November:24-9
 December:0-1
 January:5-3

When Scoring First:56-10
 When Opponent Scored First:31-16
 When Scoring 20 or More Points:77-14
 When Scoring Less Than 20 Points:10-12
 When Leading at the Half:67-10
 When Trailing at the Half:13-15
 When Tied at the Half:7-1
 When Leading after 3 Quarters:72-10
 When Trailing after 3 Quarters:9-14
 When Tied after 3 Quarters:6-2
 When Outrushing the Opponent:72-6
 With 35 or More Rushing Attempts:82-13
 With Less Than 30 Passing Attempts:49-6
 When Leading in Time of Possession:60-10
 When Trailing in Time of Possession:27-16

On Turf:25-7
 On Grass:62-19

When Leading in Takeaway/Turnover Ratio:53-2
 When Even in Takeaway/Turnover Ratio:17-7
 When Trailing in Takeaway/Turnover Ratio:17-17
 With an Individual 100-Yard Rusher:47-10
 With an Individual 200-Yard Passer:47-18
 250-Yard Passer:21-11
 With an Individual 100-Yard Receiver:30-14
 With an Individual Opponent 100-Yard Rusher:17-15
 With an Individual Opponent 200-Yard Passer:29-12
 250-Yard Passer:21-8
 With an Individual Opponent 100-Yard Receiver:15-9

Michigan's Depth Chart vs. Notre Dame

OFFENSE

Pos.	No.	Player	Ht.	Wt.	Year
WR	1	Braylon Edwards **	6-3	208	Sr.
	15	Steve Breaston *	6-1	174	Jr.
	18	Jermaine Gonzales ***	6-2	205	5th
LT	79	Adam Stenavich **	6-5	318	Sr.
	72	Rueben Riley	6-3	311	Jr.
LG	75	David Baas ***	6-5	323	5th
	57	Adam Kraus	6-6	301	So.
C or	54	Mark Bihl *	6-4	302	Jr.
	65	Leo Henige *	6-4	326	Sr.
RG	67	Matt Lentz **	6-6	300	Sr.
	65	Leo Henige *	6-4	326	Sr.
RT or	76	Mike Kolodziej *	6-7	324	Jr.
	77	Jake Long	6-7	335	So.
TE or	88	Tim Massaquoi **	6-4	247	Sr.
	89	Tyler Ecker *	6-6	249	Jr.
	86	Jim Fisher **	6-5	250	5th
	85	Mike Massey	6-3	222	Fr.
WR	8	Jason Avant **	6-1	203	Jr.
	17	Carl Tabb *	6-2	194	Jr.
QB	7	Chad Henne	6-2	217	Fr.
	10	Clayton Richard	6-4	232	So.
	12	Matt Gutierrez *	6-4	228	Jr.
FB or	32	Kevin Dudley ***	6-1	236	5th
	40	Obi Oluigbo	6-0	234	Jr.
	35	Brian Thompson *	6-2	232	Jr.
TB or	5	David Underwood ***	6-0	216	Sr.
	20	Pierre Rembert *	6-0	209	Jr.
	24	Jerome Jackson *	5-11	198	So.

DEFENSE

Pos.	No.	Player	Ht.	Wt.	Year
DE	96	Larry Harrison *	6-3	299	Jr.
	91	Rondell Biggs *	6-2	264	Jr.
DT	78	Gabe Watson **	6-4	333	Jr.
	93	Alex Ofili *	6-4	290	Sr.
DE	94	Pat Massey **	6-8	276	Sr.
	92	Will Paul	6-3	261	So.
OLB	58	Roy Manning ***	6-2	246	5th
	2	Shawn Crable	6-5	233	So.
ILB	42	Lawrence Reid **	6-1	222	Sr.
	6	Prescott Burgess *	6-3	232	So.
	37	Chris Graham	5-11	204	Fr.
ILB	36	Scott McClintock **	6-2	243	Sr.
	59	Joey Sarantos **	6-3	225	Sr.
	45	David Harris	6-2	233	Jr.
OLB or	99	Pierre Woods **	6-5	245	Sr.
	56	LaMarr Woodley *	6-2	263	So.
LCB	3	Marlin Jackson ***	6-1	196	Sr.
	29	Leon Hall *	5-11	191	So.
FS	21	Ryan Mundy *	6-1	200	So.
	31	Brandent Englemon	5-11	195	So.
	19	Willis Barringer *	6-0	197	Jr.
SS	25	Ernest Shazor **	6-4	229	Sr.
	28	Jacob Stewart **	6-0	206	Jr.
RCB or	30	Markus Curry **	5-11	182	Sr.
	4	Darnell Hood *	5-11	191	Jr.
	13	Grant Mason	6-0	190	Sr.

SPECIALISTS

Pos.	No.	Player	Ht.	Wt.	Year
PK	38	Garrett Rivas *	5-9	216	So.
	10	Troy Nienberg **	6-2	167	5th
KO	10	Troy Nienberg **	6-2	167	5th
	38	Garrett Rivas *	5-9	216	So.
Snaps	52	Ross Mann *	6-1	235	5th
	61	Turner Booth	6-2	264	Jr.
Holder	12	Matt Gutierrez *	6-4	228	Jr.
	39	Adam Finley ***	6-4	208	5th
P	39	Adam Finley ***	6-4	208	5th
	2	Mark Spencer	6-0	220	Jr.
KOR	15	Steve Breaston *	6-1	174	Jr.
	30	Markus Curry **	5-11	182	Sr.
PR	15	Steve Breaston *	6-1	174	Jr.
	13	Grant Mason	5-11	191	Sr.

2004 Michigan Football Rosters

NUMERICAL ROSTER

No.	Player	Pos.
1	Edwards, Braylon **	WR
2	Crable, Shawn	OLB
2	Spencer, Mark	P
3	Jackson, Marlin ***	CB
3	Ryan, Ross	P
4	Hood, Darnell *	CB
5	Underwood, David ***	RB
5	Stewart, Charles	S
6	Burgess, Prescott *	ILB
7	Brinton, Spencer **	QB
7	Henne, Chad	QB
8	Avant, Jason **	WR
8	Wilde, Matt	QB
9	Campbell, Anton	S
10	Nienberg, Troy **	PK
10	Richard, Clayton	QB
12	Gutierrez, Matt *	QB
12	Smith, Landon	WR
13	Mason, Grant	CB
13	Kastl, Jeff	QB
14	Trent, Morgan	WR
15	Breaston, Steve *	WR
15	Cartwright, Chip	ILB
16	Arrington, Adrian	WR
17	Tabb, Carl *	WR
17	Bloomsburgh, James	PK
18	Gonzales, Jermaine***	WR
19	Barringer, Willis *	S
20	Hart, Michael	RB
21	Mundy, Ryan *	S
22	Adams, Jamar	S
22	Plummer, Kyle	CB
23	Martin, Max	RB
24	Jackson, Jerome *	RB
25	Shazor, Ernest **	S
26	Bradley, Alijah *	RB
26	Carl, Mike	S
27	Rembert, Pierre *	RB
28	Stewart, Jacob **	S
28	Moore, Dan	ILB
29	Hall, Leon *	CB
30	Curry, Markus **	CB
31	Englemon, Brandent	S
31	Moore, Craig	PK
32	Dudley, Kevin ***	FB
33	Cheatham, Keston	S
33	Hamel, Scott	RB
34	Gingell, Jason	PK
35	Thompson, Brian *	FB
36	McClintock, Scott **	ILB
37	Graham, Christopher	ILB
38	Rivas, Garrett *	PK
38	Opong-Owusu, B.J.	S
39	Finley, Adam ***	P
40	Oluigbo, Obi	FB
41	Bracken, Tim **	RB

ALPHABETICAL ROSTER

No.	Player	Pos.	Hgt.	Wgt.	Year	Hometown (High School/Previous School)
22	Adams, Jamar	S	6-2	201	Fr.	Charlotte, N.C. (Butler)
43	Allison, Roger	FB	6-1	228	Fr.	Lake Orion, Mich. (Lake Orion)
16	Arrington, Adrian	WR	6-3	176	Fr.	Cedar Rapids, Iowa (Washington)
8	Avant, Jason **	WR	6-1	203	Jr.	Chicago, Ill. (Carver)
75	Baas, David ***	OL	6-5	323	5th	Sarasota, Fla. (Riverview)
19	Barringer, Willis *	S	6-0	197	Jr.	Toledo, Ohio (Scott)
63	Bell, Derek	OL	6-4	285	Sr.	Holland, Mich. (Grand Rapids Catholic Central)
91	Biggs, Rondell *	DE	6-2	264	Jr.	Southfield, Mich. (Lathrup)
54	Bihl, Mark *	OL	6-4	302	Jr.	Washington Court House, Ohio (W.C.H.)
17	Bloomsburgh, James	PK	5-10	195	Jr.	Berkeley, Calif. (DeLaSalle Catholic)
61	Booth, Turner	OL/LS	6-2	264	Jr.	Baltimore, Md. (Rockville)
41	Bracken, Tim **	RB	5-9	211	5th	White Castle, La. (Saint John)
26	Bradley, Alijah *	RB	5-6	169	Jr.	Hercules, Calif. (DeLaSalle Catholic)
80	Branch, Alan	DT	6-6	345	Fr.	Rio Rancho, N.M. (Cibola)
15	Breaston, Steve *	WR	6-1	174	Jr.	North Braddock, Pa. (Woodland Hills)
7	Brinton, Spencer **	QB	6-5	219	6th	Hemet, Calif. (Temecula Valley/San Diego State)
6	Burgess, Prescott *	ILB	6-3	232	So.	Warren, Ohio (Warren G. Harding)
9	Campbell, Anton	S	5-11	192	So.	O'Fallon, Mo. (Fort Zumwalt West)
26	Carl, Mike	S	6-0	199	Jr.	Troy, Mich. (Troy Athens)
15	Cartwright, Chip	ILB	6-1	229	Jr.	Hartford, Mich. (Lawrence)
33	Cheatham, Keston	S	6-1	171	Fr.	Miraloma, Calif. (Pomona)
70	Ciulla, Jeremy	OL	6-4	297	Fr.	Kennesaw, Ga. (Kennesaw Mountain)
2	Crable, Shawn	OLB	6-5	233	So.	Massillon, Ohio (Washington)
30	Curry, Markus **	CB	5-11	182	Sr.	Detroit, Mich. (Bishop Gallagher)
64	DeBenedictis, Grant	OL	6-5	290	Fr.	Boca Raton, Fla. (St. Andrews)
32	Dudley, Kevin ***	FB	6-1	236	5th	Brookville, Ind. (Franklin County)
81	Dutch, Doug	WR	5-10	191	Fr.	Bowie, Md. (Gonzaga College)
89	Ecker, Tyler *	TE	6-6	249	Jr.	El Dorado Hills, Calif. (Oak Ridge)
1	Edwards, Braylon **	WR	6-3	208	Sr.	Detroit, Mich. (Bishop Gallagher)
44	Eldridge, Jason	RB	5-8	179	Jr.	Oxford, Mich. (Oxford)
31	Englemon, Brandent	S	5-11	195	So.	Covington, Ky. (Holmes)
39	Finley, Adam ***	P	6-4	208	5th	Greenwood, Ind. (Center Grove)
86	Fisher, Jim **	TE	6-5	250	5th	Huron, Ohio (Huron)
74	Gallimore, Brett	OL	6-4	304	Fr.	Parkville, Mo. (Park Hill South)
34	Gingell, Jason	PK	5-9	180	Fr.	Northville, Mich. (Catholic Central)
18	Gonzales, Jermaine ***	WR	6-2	205	5th	Pontiac, Mich. (Orchard Lake St. Mary's)
37	Graham, Christopher	ILB	5-11	204	Fr.	Indianapolis, Ind. (Warren Central)
12	Gutierrez, Matt *	QB	6-4	228	Jr.	Concord, Calif. (DeLaSalle Catholic)
29	Hall, Leon *	CB	5-11	191	So.	Vista, Calif. (Vista)
33	Hamel, Scott	RB	5-10	200	Jr.	Rye, N.Y. (Rye)
45	Harris, Dave	ILB	6-2	233	Jr.	Grand Rapids, Mich. (Ottawa Hills)
96	Harrison, Larry *	DT	6-3	299	Jr.	Detroit, Mich. (Martin Luther King)
20	Hart, Michael	RB	5-9	194	Fr.	Syracuse, N.Y. (Onondaga Central)
65	Henige, Leo *	OL	6-4	326	Sr.	Chesaning, Mich. (Chesaning)
7	Henne, Chad	QB	6-2	217	Fr.	Wyomissing, Pa. (Wilson)
4	Hood, Darnell *	CB	5-11	191	Jr.	Detroit, Mich. (Bishop Gallagher)
53	Hull, David	DT	6-1	265	So.	Plymouth, Mich. (Salem)
24	Jackson, Jerome *	RB	5-11	198	So.	Saginaw, Mich. (Saginaw)
3	Jackson, Marlin ***	CB	6-1	196	Sr.	Sharon, Pa. (Sharon)
90	Jamison, Tim	OLB	6-3	228	Fr.	Riverdale, Ill. (Harvey Thornton)
97	Johnson, Will	DT	6-4	282	Fr.	Oakland, Mich. (Lake Orion)
13	Kastl, Jeff	QB	6-3	224	Jr.	Clinton Township, Mich. (Chippewa Valley)
76	Kolodziej, Mike *	OL	6-7	324	Jr.	Joliet, Ill. (Joliet Catholic Academy)
57	Kraus, Adam	OL	6-6	301	So.	New Orleans, La. (Brother Martin)
67	Lentz, Matt **	OL	6-6	300	Sr.	Ortonville, Mich. (Brandon)
77	Long, Jake	OL	6-7	335	So.	Lapeer, Mich. (Lapeer East)

ALPHABETICAL ROSTER

No.	Player	Pos.	Hgt.	Wgt.	Year	Hometown (High School/Previous School)
82	Mandich, Mike	TE	6-3	252	Sr.	Miami Lakes, Fla. (Dade Christian)
52	Mann, Ross *	LS	6-1	235	5th	Pikeville, Ky. (Lexington Catholic)
58	Manning, Roy ***	OLB	6-2	246	5th	Saginaw, Mich. (Saginaw)
23	Martin, Max	RB	6-1	201	Fr.	Madison, Ala. (Bob Jones)
13	Mason, Grant	CB	6-0	190	Sr.	Pontiac, Mich. (Orchard Lake St. Mary's)
88	Massaquoi, Tim **	TE	6-4	247	Sr.	Allentown, Pa. (Parkland)
85	Massey, Mike	TE	6-3	222	Fr.	Brecksville, Ohio (St. Ignatius)
94	Massey, Patrick **	DT	6-8	276	Sr.	Brecksville, Ohio (St. Ignatius)
80	Matsos, Chris	WR	6-0	208	Sr.	New Boston, Mich. (Huron)
36	McClintock, Scott **	ILB	6-2	243	Sr.	Belle Vernon, Pa. (Belle Vernon)
73	Mitchell, Alex	OL	6-5	340	Fr.	Reese, Mich. (Bay City Central)
31	Moore, Craig	PK	5-10	178	Jr.	San Diego, Calif. (The Bishop's School)
28	Moore, Dan	ILB	6-0	225	So.	Canton, Mich. (Catholic Central)
21	Mundy, Ryan *	S	6-1	200	So.	Wilkins Township, Pa. (Woodland Hills)
84	Murphy, Kevin	TE	6-5	256	Jr.	Grand Rapids, Mich. (Forest Hills Central)
10	Nienberg, Troy **	PK	6-2	167	5th	Glandorf, Ohio (Ottawa Glandorf/Dayton)
93	Ofil, Alex *	DT	6-4	290	Sr.	Ypsilanti, Mich. (Ypsilanti)
40	Oluigbo, Obi	FB	6-0	234	Jr.	Laurel, Md. (Episcopal)
38	Opong-Owusu, B.J.	S	5-11	195	Jr.	West Bloomfield, Mich. (Walled Lake Western)
92	Paul, William	DT	6-3	261	So.	Chesterfield, Mo. (Parkway West)
22	Plummer, Kyle	CB	5-10	162	So.	Milford, Mich. (Milford)
97	Pollock, Max	OLB	6-1	217	So.	Takoma Park, Md. (Montgomery Blair)
55	Read, Jeremy	ILB	6-1	230	5th	San Diego, Calif. (Rancho Bernardo)
42	Reid, Lawrence **	ILB	6-1	222	Sr.	Pickerington, Ohio (Pickerington)
27	Rembert, Pierre *	RB	6-0	209	Jr.	Milwaukee, Wis. (Cudahy)
10	Richard, Clayton	QB	6-4	232	So.	Lafayette, Ind. (McCutcheon)
72	Riley, Rueben	OL	6-3	311	Jr.	Grand Rapids, Mich. (Creston)
38	Rivas, Garrett *	PK	5-9	216	So.	Tampa, Fla. (Jesusit)
93	Rogers, Chris	OLB	6-1	249	Fr.	Wexford, Pa. (North Allegheny)
3	Ryan, Ross	P	6-0	210	Jr.	Franklin, Mich. (Brother Rice)
62	Saigh, Jon	OL	6-5	275	Fr.	Kingsford, Mich. (Kingsford)
59	Sarantos, Joey **	ILB	6-3	225	Sr.	Portage, Mich. (Northern)
66	Sarantos, Paul	DT	6-3	267	Jr.	Portage, Mich. (Northern)
69	Schoonover, David	OL	6-3	288	Sr.	DeWitt, Mich. (DeWitt)
68	Sharrow, Patrick	OL	6-4	303	So.	Monroe, Mich. (Monroe)
25	Shazor, Ernest **	S	6-4	229	Sr.	Detroit, Mich. (Martin Luther King)
12	Smith, Landon	WR	5-8	166	So.	San Jose, Calif. (Gunderson)
2	Spencer, Mark	P	6-0	220	Jr.	Ann Arbor, Mich. (Pioneer)
79	Stenavich, Adam **	OL	6-5	318	Sr.	Marshfield, Wis. (Marshfield)
5	Stewart, Charles	S	6-1	192	Fr.	Farmington Hills, Mich. (Harrison)
28	Stewart, Jacob **	S	6-0	206	Jr.	Ypsilanti, Mich. (Ypsilanti/Bridgton Academy)
94	Studenski, Matt	TE	6-3	219	Sr.	Troy, Mich. (Brother Rice)
17	Tabb, Carl *	WR	6-2	194	Jr.	Ann Arbor, Mich. (Huron)
35	Thompson, Brian *	FB	6-2	232	Jr.	Saginaw, Mich. (Nouvel Catholic)
49	Thompson, John	ILB	6-0	214	Fr.	Detroit, Mich. (Crockett)
14	Trent, Morgan	WR	6-0	178	Fr.	Brighton, Mich. (Orchard Lake St. Mary's)
5	Underwood, David ***	RB	6-0	216	Sr.	Madisonville, Texas (Madisonville)
50	Van Alstyne, Jeremy *	DE	6-4	261	Jr.	Greenwood, Ind. (Center Grove)
95	Walton, Marques	DT	6-0	301	Fr.	Chicago, Ill. (Hubbard)
78	Watson, Gabriel **	DT	6-4	333	Jr.	Novi, Mich. (Southfield)
8	Wilde, Matt	QB	6-2	202	Jr.	Troy, Mich. (Seaholm)
56	Woodley, LaMarr *	OLB	6-2	263	So.	Saginaw, Mich. (Saginaw)
99	Woods, Pierre **	OLB	6-5	245	Sr.	Cleveland, Ohio (Glenville)

NUMERICAL ROSTER

No.	Player	Pos.
42	Reid, Lawrence **	ILB
43	Allison, Roger	FB
44	Eldridge, Jason	RB
45	Harris, Dave	ILB
49	Thompson, John	ILB
50	Van Alstyne, Jeremy *	DE
52	Mann, Ross *	LS
53	Hull, David	DT
54	Bihl, Mark *	OL
55	Read, Jeremy	ILB
56	Woodley, LaMarr *	OLB
57	Kraus, Adam	OL
58	Manning, Roy ***	OLB
59	Sarantos, Joey **	ILB
61	Booth, Turner	LS
62	Saigh, Jon	OL
63	Bell, Derek	OL
64	DeBenedictis, Grant	OL
65	Henige, Leo *	OL
66	Sarantos, Paul	DT
67	Lentz, Matt **	OL
68	Sharrow, Patrick	OL
69	Schoonover, David	OL
70	Ciulla, Jeremy	OL
72	Riley, Rueben	OL
73	Mitchell, Alex	OL
74	Gallimore, Brett	OL
75	Baas, David ***	OL
76	Kolodziej, Mike *	OL
77	Long, Jake	OL
78	Watson, Gabriel **	DT
79	Stenavich, Adam **	OL
80	Branch, Alan	DT
80	Matsos, Chris	WR
81	Dutch, Doug	WR
82	Mandich, Mike	TE
84	Murphy, Kevin	TE
85	Massey, Mike	TE
86	Fisher, Jim **	TE
88	Massaquoi, Tim **	TE
89	Ecker, Tyler *	TE
90	Jamison, Tim	OLB
91	Biggs, Rondell *	DE
92	Paul, William	DT
93	Ofil, Alex *	DT
93	Rogers, Chris	OLB
94	Massey, Patrick **	DT
94	Studenski, Matt	TE
95	Walton, Marques	DT
96	Harrison, Larry *	DT
97	Johnson, Will	DT
97	Pollock, Max	OLB
99	Woods, Pierre **	OLB

MICHIGAN TRADITION

- U-M is in its 125th year on the gridiron.
- Michigan ranks first all-time in Division 1-A wins with 834.
- The Wolverines rank first in all-time all-Division wins with 834.
- Michigan ranks first in all-time winning percentage (.7460595).
- U-M is the winningest overall athletic program in Big Ten Conference history.
- Michigan has 333 television appearances, the most of any college football program in NCAA history.
- U-M has compiled a 222-103-8 record when appearing on television.
- Michigan has appeared in 108 consecutive televised games.
- Michigan's 41 Big Ten Conference titles are the most of any college football program in any conference.
- U-M is fifth all-time with 11 national titles.
- U-M has had 254 players named All-Big Ten Conference first team a total of 361 times, the most of any conference school.
- Michigan lists fourth all-time in NCAA history with 69 consensus All-American selections.
- Three Michigan players – Tom Harmon, Desmond Howard, Charles Woodson have won the Heisman Memorial Trophy.
- Michigan has an overall all-time record of 834-272-36 (.7460595).

MICHIGAN STADIUM

- Michigan Stadium is in its 78th season as the home of U-M football.
- U-M has drawn in excess of 100,000-plus fans to 181 consecutive home games.
- U-M has led the nation in attendance 29 of the last 30 seasons.
- 38,318,966 fans have watched the Wolverines over the years at Michigan Stadium.
- Michigan has compiled a 352-103-5 record (.771) at Michigan Stadium.
- The Wolverines have had 67 winning seasons in 77 years at Michigan Stadium.
- Michigan has the largest college-owned stadium with a capacity of 107,501.
- Michigan's largest stadium crowd was 112,118 in 2003 vs. Ohio State, the NCAA regular-season record.
- Michigan Stadium has had consecutive crowds of 100,000 or more since 1975.

BOWL HISTORY

- The Wolverines' streak of 29 straight bowl games is the second longest current streak in NCAA history.
- Michigan ranks ninth in NCAA history with 35 all-time bowl appearances.
- U-M is tied for 11th in all-time bowl victories (18).
- Michigan has appeared in more Rose Bowls (18) than any other Big Ten Conference school.
- The Wolverines have won four consecutive bowl games on two different occasions.
- Michigan has appeared 24 times since 1975 on Jan. 1 or Jan. 2, the year the Big Ten allowed more than just the champion to go to bowls.
- U-M beat Stanford 49-0 on Jan. 1, 1902, to win the first-ever Rose Bowl.
- Michigan has an overall bowl record of 18-17.

NATIONAL POLLS

- U-M has appeared in the top 25 of the last 93 Associated Press polls, the longest streak in the nation, a streak that spans 71 games.
- U-M has been ranked in every poll for the past four seasons and has been listed in the national rankings every time since Oct. 24, 1998.
- Since the preseason 1988 poll, U-M has been ranked in every poll but three in 1993 and four in 1998.
- The Wolverines have been ranked in the top 25 for all but four of Lloyd Carr's 113 career games (all during the 1998 season).
- Since the preseason 1988 poll, U-M has been listed in every poll except three in 1993 and four in 1998.
- Michigan has been listed in the top 10 of the polls 58 times during Carr's tenure.
- U-M ranks No. 1 all-time in composite AP final football polls (1936-2003), passing Notre Dame for the top spot after last season's No. 6 final ranking.
- The Wolverines have finished in the top 10 of the AP poll 36 times since its inception in 1936.
- Michigan has finished in the final top 25 rankings 52 times since the inception of the AP poll in 1936.
- Michigan has been ranked in the final Associated Press top 25 poll the last 19 years and has been listed in the final rankings 34 of the last 36 years (was not ranked in 1984 and did not receive a final AP ranking in 1982).

BIG TEN CONFERENCE

- U-M ranks first in all-time Big Ten football titles with 41.
- The Michigan football program is the only Big Ten team in any sport to win a conference title in each decade.
- Michigan has won or shared 20 Big Ten titles since 1969, including two conference crowns in the 2000s.
- The Wolverines have had 254 players named All-Big Ten Conference first team a total of 361 times, the most of any conference school.
- Michigan has won 22 consecutive Big Ten openers and 35 of the last 36.
- U-M has an overall record of 474-167-23 (.731) vs. Big Ten opponents.

WOLVERINES IN THE NFL

- The Wolverines had 59 former players in 2004 NFL Training Camps.
- Michigan has placed 270 former players onto NFL rosters, including 40 players active in 2003.
- U-M lists fifth all-time with 39 first-round NFL draft picks.
- A total of 10 Michigan players have been selected in the top 10 of the NFL Draft.
- A total of 36 former U-M players have made 51 Super Bowl appearances.
- Two Wolverines have been selected Super Bowl MVP's: Desmond Howard and Tom Brady (twice).
- Wolverines have made 69 appearances in the NFL Pro Bowl.
- Six former Wolverines have been enshrined in the NFL Hall of Fame: George Allen, Tom Mack, Dan Dierdorf, Len Ford, Bill Hewitt and Elroy Hirsch.



Michigan Game Results (as of Sep 04, 2004)
All games

Date	Opponent	Score	Overall Record	Conference Record	Time	Attend
----	-----	-----	-----	-----	----	-----
Sep 04, 2004	MIAMI (OHIO)	W 43-10	1- 0- 0	0- 0- 0	3:12	110815

* indicates conference game

Michigan Overall Team Statistics (as of Sep 04, 2004)
All games

TEAM STATISTICS	MICH	OPP

SCORING.....	43	10
Points Per Game.....	43.0	10.0
FIRST DOWNS.....	14	13
Rushing.....	5	2
Passing.....	9	11
Penalty.....	0	0
RUSHING YARDAGE.....	115	33
Yards gained rushing.....	132	60
Yards lost rushing.....	17	27
Rushing Attempts.....	40	25
Average Per Rush.....	2.9	1.3
Average Per Game.....	115.0	33.0
TDs Rushing.....	3	1
PASSING YARDAGE.....	159	217
Att-Comp-Int.....	28-16-1	40-19-5
Average Per Pass.....	5.7	5.4
Average Per Catch.....	9.9	11.4
Average Per Game.....	159.0	217.0
TDs Passing.....	2	0
TOTAL OFFENSE.....	274	250
Total Plays.....	68	65
Average Per Play.....	4.0	3.8
Average Per Game.....	274.0	250.0
KICK RETURNS: #-YARDS.....	1-15	7-122
PUNT RETURNS: #-YARDS.....	4-57	5-158
INT RETURNS: #-YARDS.....	5-203	1-18
KICK RETURN AVERAGE.....	15.0	17.4
PUNT RETURN AVERAGE.....	14.2	31.6
INT RETURN AVERAGE.....	40.6	18.0
FUMBLES-LOST.....	2-0	2-2
PENALTIES-YARDS.....	1-10	7-46
Average Per Game.....	10.0	46.0
PUNTS-YARDS.....	6-271	5-225
Average Per Punt.....	45.2	45.0
Net punt average.....	18.8	33.6
TIME OF POSSESSION/GAME.....	32:04	27:56
3RD-DOWN CONVERSIONS.....	8/17	7/16
3rd-Down Pct.....	47%	44%
4TH-DOWN CONVERSIONS.....	1/1	0/1
4th-Down Pct.....	100%	0%
SACKS BY-YARDS.....	2-8	3-13
MISC YARDS.....	0	0
TOUCHDOWNS SCORED.....	6	1
FIELD GOALS-ATTEMPTS.....	1-1	1-1
PAT-ATTEMPTS.....	4-6	1-1
ATTENDANCE.....	110815	0
Games/Avg Per Game.....	1/110815	0/0
Neutral Site Games.....		0/0

SCORE BY QUARTERS	1st	2nd	3rd	4th	Total
-----	---	---	---	---	---
Michigan.....	0	10	14	19	- 43
Opponents.....	0	0	3	7	- 10

Michigan Overall Individual Statistics (as of Sep 04, 2004)
All games

RUSHING	GP	Att	Gain	Loss	Net	Avg	TD	Long	Avg/G
Underwood, D.	1	22	64	3	61	2.8	2	9	61.0
Jackson, J.	1	7	25	0	25	3.6	1	7	25.0
Hart, Michael	1	3	20	0	20	6.7	0	13	20.0
Rembert, Pierre	1	1	9	0	9	9.0	0	9	9.0
Dudley, Kevin	1	1	7	0	7	7.0	0	7	7.0
Bradley, Alijah	1	1	0	0	0	0.0	0	0	0.0
Edwards, B.	1	1	0	1	-1	-1.0	0	0	-1.0
Henne, Chad	1	4	7	13	-6	-1.5	0	7	-6.0
Total.....	1	40	132	17	115	2.9	3	13	115.0
Opponents.....	1	25	60	27	33	1.3	1	10	33.0

PASSING	GP	Effic	Att-Cmp-Int	Pct	Yds	TD	Lng	Avg/G
Henne, Chad	1	127.20	24-14-1	58.3	142	2	25	142.0
Richard, C.	1	85.70	4-2-0	50.0	17	0	18	17.0
Total.....	1	121.27	28-16-1	57.1	159	2	25	159.0
Opponents.....	1	68.07	40-19-5	47.5	217	0	23	217.0

RECEIVING	GP	No.	Yds	Avg	TD	Long	Avg/G
Edwards, B.	1	6	91	15.2	2	25	91.0
Breaston, Steve	1	4	33	8.2	0	15	33.0
Massaquoi, Tim	1	2	19	9.5	0	16	19.0
Avant, Jason	1	1	11	11.0	0	11	11.0
Underwood, D.	1	1	8	8.0	0	8	8.0
Hart, Michael	1	1	-1	-1.0	0	0	-1.0
Rembert, Pierre	1	1	-2	-2.0	0	0	-2.0
Total.....	1	16	159	9.9	2	25	159.0
Opponents.....	1	19	217	11.4	0	23	217.0

PUNT RETURNS	No.	Yds	Avg	TD	Long
Breaston, Steve	3	40	13.3	0	20
Mason, Grant	1	17	17.0	0	17
Total.....	4	57	14.2	0	20
Opponents.....	5	158	31.6	0	70

INTERCEPTIONS	No.	Yds	Avg	TD	Long
Curry, Markus	2	46	23.0	0	25
Shazor, Ernest	1	88	88.0	1	88
Stewart, Jacob	1	31	31.0	0	31
Mundy, Ryan	1	38	38.0	0	38
Total.....	5	203	40.6	1	88
Opponents.....	1	18	18.0	0	18

KICK RETURNS	No.	Yds	Avg	TD	Long
Rembert, Pierre	1	15	15.0	0	15
Total.....	1	15	15.0	0	15
Opponents.....	7	122	17.4	0	29

FUMBLE RETURNS	No.	Yds	Avg	TD	Long
Total.....	0	0	0.0	0	0
Opponents.....	0	0	0.0	0	0

Michigan Overall Individual Statistics (as of Sep 04, 2004)
All games

SCORING	----- PATs -----								
	TD	FGs	Kick	Rush	Rcv	Pass	DXP	Saf	Points
Edwards, B.	2	0-0	0-0	0-0	0	0-0	0	0	12
Underwood, D.	2	0-0	0-0	0-0	0	0-0	0	0	12
Rivas, Garrett	0	1-1	4-6	0-0	0	0-0	0	0	7
Jackson, J.	1	0-0	0-0	0-0	0	0-0	0	0	6
Shazor, Ernest	1	0-0	0-0	0-0	0	0-0	0	0	6
Total.....	6	1-1	4-6	0-0	0	0-0	0	0	43
Opponents.....	1	1-1	1-1	0-0	0	0-0	0	0	10

TOTAL OFFENSE	G	Plays	Rush	Pass	Total	Avg/G
Henne, Chad	1	28	-6	142	136	136.0
Underwood, D.	1	22	61	0	61	61.0
Jackson, J.	1	7	25	0	25	25.0
Hart, Michael	1	3	20	0	20	20.0
Richard, C.	1	4	0	17	17	17.0
Rembert, Pierre	1	1	9	0	9	9.0
Dudley, Kevin	1	1	7	0	7	7.0
Edwards, B.	1	1	-1	0	-1	-1.0
Total.....	1	68	115	159	274	274.0
Opponents.....	1	65	33	217	250	250.0

FIELD GOALS	FGM-FGA	Pct	01-19	20-29	30-39	40-49	50-99	Lg	Blk
Rivas, Garrett	1-1	100.0	0-0	0-0	1-1	0-0	0-0	31	0

FG SEQUENCE	Michigan	OPPONENTS
Miami (Ohio)	(31)	(36)

Numbers in (parentheses) indicate field goal was made.

PUNTING	No.	Yds	Avg	Long	TB	FC	I20	Blkd
Finley, Adam	6	271	45.2	56	0	0	1	0
Total.....	6	271	45.2	56	0	0	1	0
Opponents.....	5	225	45.0	49	0	0	1	0

KICKOFFS	No.	Yds	Avg	TB	OB
Nienberg, Troy	8	514	64.2	1	0
Total.....	8	514	64.2	1	0
Opponents.....	3	190	63.3	2	0

Michigan Overall Individual Statistics (as of Sep 04, 2004)
All games

ALL PURPOSE	G	Rush	Rec	PR	KOR	IR	Tot	Avg/G
Edwards, B.	1	-1	91	0	0	0	90	90.0
Shazor, Ernest	1	0	0	0	0	88	88	88.0
Breaston, Steve	1	0	33	40	0	0	73	73.0
Underwood, D.	1	61	8	0	0	0	69	69.0
Curry, Markus	1	0	0	0	0	46	46	46.0
Mundy, Ryan	1	0	0	0	0	38	38	38.0
Stewart, Jacob	1	0	0	0	0	31	31	31.0
Jackson, J.	1	25	0	0	0	0	25	25.0
Rembert, Pierre	1	9	-2	0	15	0	22	22.0
Massaquoi, Tim	1	0	19	0	0	0	19	19.0
Hart, Michael	1	20	-1	0	0	0	19	19.0
Mason, Grant	1	0	0	17	0	0	17	17.0
Avant, Jason	1	0	11	0	0	0	11	11.0
Dudley, Kevin	1	7	0	0	0	0	7	7.0
Henne, Chad	1	-6	0	0	0	0	-6	-6.0
Total.....	1	115	159	57	15	203	549	549.0
Opponents.....	1	33	217	158	122	18	548	548.0

Michigan Overall Defensive Statistics (as of Sep 04, 2004)
All games

DEFENSIVE LEADERS	GP	-----Tackles-----			TFL/Yds	-Sacks-	---Pass Def---		-Fumbles-	Blkd		
		Solo	Ast	Total			No-Yds	Int-Yds		BrUp	QBH	Rcv-Yds
42 Reid, Lawrence	1	5	1	6	3-8
36 McClintock, S.	1	4	.	4	1-1
25 Shazor, Ernest	1	3	1	4	.	.	1-88	1
30 Curry, Markus	1	4	.	4	.	.	2-46	3
21 Mundy, Ryan	1	3	1	4	.	.	1-38	1
3 Jackson, M.	1	3	.	3
94 Massey, Patrick	1	3	.	3
19 Barringer, W.	1	3	.	3
2 Crable, Shawn	1	2	.	2	.	.	.	1
45 Harris, Dave	1	2	.	2
31 Englemon, B.	1	2	.	2	1	.	.
58 Manning, Roy	1	2	.	2
59 Sarantos, Joey	1	2	.	2
6 Burgess, P.	1	1	1	2	1-0	.	.	.
29 Hall, Leon	1	2	.	2	.	.	.	1
92 Paul, William	1	.	1	1
28 Stewart, Jacob	1	1	.	1	.	.	1-31	1
93 Ofili, Alex	1	1	.	1	1-3	1-3
78 Watson, Gabriel	1	1	.	1
13 Mason, Grant	1	1	.	1
90 Jamison, Tim	1	1	.	1
99 Woods, Pierre	1	1	.	1	1-0	.	.	.
80 Branch, Alan	1	1	.	1	1-5	1-5
32 Dudley, Kevin	1	1	.	1
86 Fisher, Jim	1	1	.	1
17 Tabb, Carl	1	1	.	1
Total.....	1	51	5	56	6-17	2-8	5-203	8	.	2-0	1	.
Opponents.....	1	57	12	69	8-22	3-13	1-18	5	.	.	1	.

Michigan Team Game-by-Game (as of Sep 04, 2004)
All games

TEAM

Date	Opponent	---RUSHING---				--RECEIVING--				-----PASSING-----					--KICK RET--				--PUNT RET--				All Purp	
		No.	Yds	TD	Lg	No.	Yds	TD	Lg	Att	Cmp	Int	Yds	TD	Lg	No	Yds	TD	Lg	No	Yds	TD		Lg
Sep 04, 2004	MIAMI (OHIO)	40	115	3	13	16	159	2	25	28	16	1	159	2	25	1	15	0	15	4	57	0	20	549
Totals		40	115	3	13	16	159	2	25	28	16	1	159	2	25	1	15	0	15	4	57	0	20	549
Opponent		25	33	1	10	19	217	0	23	40	19	5	217	0	23	7	122	0	29	5	158	0	70	548

Games played: 1
 Avg per rush: 2.9
 Avg per catch: 9.9
 Pass efficiency: 121.27
 Kick ret avg: 15.0
 Punt ret avg: 14.2
 All purpose avg/game: 549.0
 Total offense avg/gm: 274.0

Date	Opponent	-----TACKLES-----				-SACKS-		-FUMBLE-			Pass Blkd		-Kicks--XPTS-					Pts						
		Solo	Ast	Total	TFL-Yds	No	Yds	FF	FR-Yds	Int-Yds	QBH	Brk	Kick	Att-Mad	Run	Rcv	Saf							
Sep 04, 2004	MIAMI (OHIO)	51	5	56	6-17	2	8	1	2-0	5-203	0	3	0	6-4	0	0	0	0	0	0	0	0	0	43
Totals		51	5	56	6-17	2	8	1	2-0	5-203	0	3	0	6-4	0	0	0	0	0	0	0	0	0	43
Opponent		57	12	69	8-22	3	13	1	0-0	1-18	0	4	0	1-1	0	0	0	0	0	0	0	0	0	10

Date	Opponent	-----PUNTING-----										--FIELD GOALS--	
		No	Yds	Avg	Long	Blkd	TB	FC	50+	I20	Att-Made	Lg	Blkd
Sep 04, 2004	MIAMI (OHIO)	6	271	45.2	56	0	0	0	3	1	1-1	31	0
Totals		6	271	45.2	56	0	0	0	3	1	1-1	31	0
Opponent		5	225	45.0	49	0	0	0	0	1	1-1	36	0

Michigan Opponent Game-by-Game (as of Sep 04, 2004)
All games

OPPONENT STATS

Date	Opponent	---RUSHING---				--RECEIVING--				-----PASSING-----				--KICK RET--				--PUNT RET--				All Purp		
		No.	Yds	TD	Lg	No.	Yds	TD	Lg	Att	Cmp	Int	Yds	TD	Lg	No	Yds	TD	Lg	No	Yds		TD	Lg
Sep 04, 2004	MIAMI (OHIO)	25	33	1	10	19	217	0	23	40	19	5	217	0	23	7	122	0	29	5	158	0	70	548
Opponent totals		25	33	1	10	19	217	0	23	40	19	5	217	0	23	7	122	0	29	5	158	0	70	548
Michigan		40	115	3	13	16	159	2	25	28	16	1	159	2	25	1	15	0	15	4	57	0	20	549

Games played: 1
 Avg per rush: 1.3
 Avg per catch: 11.4
 Pass efficiency: 68.07
 Kick ret avg: 17.4
 Punt ret avg: 31.6
 All purpose avg/game: 548.0
 Total offense avg/gm: 250.0

Date	Opponent	-----TACKLES-----				-SACKS-		-FUMBLE-			Pass Blkd		-Kicks--XPTS-					Pts		
		Solo	Ast	Total	TFL-Yds	No	Yds	FF	FR-Yds	Int-Yds	QBH	Brk	Kick	Att	Mad	Run	Rcv		Saf	
Sep 04, 2004	MIAMI (OHIO)	57	12	69	8-22	3	13	1	0-0	1	18	0	4	0	1-1	0	0	0	0	10
Opponent totals		57	12	69	8-22	2	13	1	0-0	1	18	0	4	0	1-1	0	0	0	0	10
Michigan		51	5	56	6-17	2	8	1	2-0	5	203	0	3	0	6-4	0	0	0	43	

Date	Opponent	-----PUNTING-----										--FIELD GOALS--	
		No	Yds	Avg	Long	Blkd	TB	FC	50+	I20	Att	Made	Lg
Sep 04, 2004	MIAMI (OHIO)	5	225	45.0	49	0	0	0	0	1	1-1	36	0
Opponent totals		5	225	45.0	49	0	0	0	0	1	1-1	36	0
Michigan		6	271	45.2	56	0	0	0	3	1	1-1	31	0