



2006 MICHIGAN FOOTBALL M

HAIL TO THE VICTORS VALIANT HAIL TO THE CONQUERING HEROES

11 NATIONAL TITLES

31 STRAIGHT BOWL APPEARANCES

42 BIG TEN TITLES

127 YEARS OF MICHIGAN FOOTBALL

ATHLETIC MEDIA RELATIONS • 1000 SOUTH STATE STREET • ANN ARBOR, MICHIGAN • OFFICE (734) 763-4423 • FAX (734) 647-1188 • MGOBLUE.COM

DID YOU KNOW?

- Michigan and Minnesota will play for the 95th time.
- U-M has a 10-0 record at the Hubert H. Humphrey Metrodome.
- The battle for the Little Brown Jug is the oldest trophy game in NCAA history.
- Michigan leads the nation in rushing defense (18.5 avg.) and has held all four opponents under 50 yards.
- Mario Manningham has five receiving touchdowns in the past two games.
- Mike Hart leads the Big Ten and is ninth nationally in rushing.

TABLE OF CONTENTS

Game Day Information.....1
 Quick Facts.....2-3
 National Polls4
 Michigan Record When.....5
 Game Notes.....4-12
 Big Ten and NCAA Stats 13
 Series History 14-15
 Starting Lineups 16
 Depth Chart..... 17
 Rosters..... 18-19
 Pronunciation Guide..... 19
 Individual Honors.....20
 National Award Candidates..... 21
 Head Coach Lloyd Carr.....22-24
 Assistant Coaches 24
 Wolverines in the NFL.....25
 U-M Bests 26
 Opponent Bests 27
 U-M Scoring Drives..... 28
 Opponent Scoring Drives..... 29
 Red Zone Statistics 29
 Longest Plays of the Season.....30
 Weekly Leaders 30
 U-M 20-Yard Plus Plays 31
 Michigan Facts 32

Radio Broadcast on the Road

A low power transmitter will air the Michigan Football Network broadcast within the confines of the Metrodome and the visiting stadiums for all Wolverine away games in 2006. Frank Beckmann, Jim Brandstatter and Doug Karsch will be aired on 103.1 FM in the Metrodome. The station will change from site-to-site so please check MGoBlue.com for updates.

#6 Michigan Wolverines (4-0, 1-0 BIG TEN) vs. Minnesota Golden Gophers (2-2, 0-1 BIG TEN)

GAME 5: Saturday, September 30 • 8 p.m. EDT
Hubert H. Humphrey Metrodome (64,172), Minneapolis, Minn.



Series vs. Minnesota: U-M leads 67-24-3
Series Streak: U-M lost 1
Last Meeting vs. Minnesota: U-M 20, MN 23, 2005
Last Michigan Win: 2004
Television: ESPN
Radio: Michigan Sports Network
Live Stats: MGoBlue.com



GAME DAY INFORMATION

Television Coverage

The Michigan and Minnesota game will be televised nationally on ESPN. Mike Patrick will handle the play-by-play with Todd Blackledge serving as the color analyst and Holly Rowe providing sideline reports.

Radio Coverage

The Michigan Sports Network is comprised of 36 stations and the game can be heard on Sirius Satellite Radio. Frank Beckmann will handle the play-by-play with Jim Brandstatter serving as the color analyst and Doug Karsch providing sideline commentary.

Michigan vs. Minnesota

This will be the 95th meeting between the Wolverines and Golden Gophers. Michigan has a 67-24-3 record in the all-time series between the two programs. The Wolverines have a 30-12-2 record against the Golden Gophers in Minneapolis, and have a 10-0 mark at the Hubert H. Humphrey Metrodome. U-M has won 24 of the last 27 games and 33 of the last 36 contests in the "Little Brown Jug" series. Head coach Lloyd Carr has an 8-1 record

against Minnesota and is 4-0 at the Metrodome.

Carr Seeks 70th Big Ten Win

The Big Ten's active leader in conference wins, **Lloyd Carr** will direct his 90th Big Ten game when the Wolverines travel to Minnesota. Carr has an impressive 69-20 career Big Ten record and has guided U-M to victories in 19 of his last 23 conference games. Carr has compiled a 38-7 record against Big Ten foes at Michigan Stadium and has won 27 of his last 29 at the "Big House." He has a 31-13 conference mark on the road.

U-M Looks to Reclaim Nation's Oldest Trophy

The Wolverines will be looking to reclaim possession of the "Little Brown Jug" when they face Minnesota in the 88th battle for the oldest trophy game in college football history. The Wolverines have a 63-22-3 edge in Little Brown Jug games but the Gophers ended a 16-game winning streak for U-M with a 23-20 victory last season at Michigan Stadium.
See page 4 for more on the history of the Little Brown Jug.

2006 SCHEDULE AND RESULTS

DATE	RANK	OPPONENT	RESULT/TIME	TV	ATTEND.
Preseason	14				
Sept. 2	14/NR	VANDERBILT	W, 27-7	ESPN	109,668
Sept. 9	10/NR	CENTRAL MICHIGAN	W, 41-17	ESPN +	108,712
Sept. 16	11/2	at Notre Dame	W, 47-21	NBC	80,795
Sept. 23	6/NR	WISCONSIN*	W, 27-13	ESPN	111,058
Sept. 30	6/NR	at Minnesota*	8 p.m.	ESPN	
Oct. 7		MICHIGAN STATE*	4:30 p.m.	ABC or ESPN	
Oct. 14		at Penn State*	8 p.m.	ABC	
Oct. 21		IOWA*	TBA	TBA	
Oct. 28		NORTHWESTERN*	Noon	ABC or ESPN	
Nov. 4		BALL STATE	TBA	TBA	
Nov. 11		at Indiana*	TBA	TBA	
Nov. 18		at Ohio State*	3:30 p.m.	ABC	

All Times Eastern
 * Big Ten Games
 Home Games Bold at Michigan Stadium
 Rank (U-M / Opponent) from the Associated Press Top 25

MICHIGAN FOOTBALL QUICK FACTS

MEDIA RELATIONS

Phone: (734) 763-4423
Fax: (734) 647-1188
Internet Site: MGoBlue.com

Mailing Address:
 Athletic Media Relations
 University of Michigan
 1000 S. State St.
 Ann Arbor, MI 48109-2201

ASSOCIATE A.D.
 Bruce Madej (bmad@umich.edu)

FOOTBALL
 David Ablauf (dablauf@umich.edu)

FOOTBALL/BASEBALL
 Jim Schneider (schneids@umich.edu)

MEN'S BASKETBALL/GOLF
 Tom Wywrot (twywrot@umich.edu)

WOMEN'S BASKETBALL/TENNIS
 Marc Ressler (mressler@umich.edu)

VOLLEYBALL/WOMEN'S GYMNASICS
 Rich Retyi (rretyi@umich.edu)

ICE HOCKEY/ROWING
 Matt Trevor (mtrevor@umich.edu)

FIELD HOCKEY/WRESTLING/ SOFTBALL
 Leah Howard (lchoward@umich.edu)

PUBLICATIONS
 Barb Cossman (bcossman@umich.edu)

INTERNET
 Jon Ripperger (ripp@umich.edu)

GRADUATE INTERNS
 Matt Baumer (mbaumer@umich.edu)
 Joe Conrad (conradj@umich.edu)
 Tim Trunzo (ttrunzo@umich.edu)

OFFICE MANAGER
 Tara Preston (tlap@umich.edu)

SECRETARY
 Joan Medrich (jmedrich@umich.edu)

UNIVERSITY INFORMATION

School: University of Michigan
Location: Ann Arbor, Mich.
Enrollment: 37,751
Founded: 1817
University President: Mary Sue Coleman
Director of Athletics: William C. Martin
Nickname: Wolverines
Colors: Maize and Blue
Fight Song: The Victors
Conference: Big Ten

FOOTBALL INFORMATION

First Year of Varsity Status: 1879
All-Time Record: 853-280-36 (127th season)
All-Time Big Ten Record: 449-163-18 (101st season)
National Titles: 11
Big Ten Championships: 42
Bowl Games (Record): 37 (18-19)
Consensus All-Americans: 73
First-Team All-Big Ten Selections: 375

MICHIGAN STADIUM

Completed: 1927 (80th season)
Stadium Capacity: 107,501
Turf: FieldTurf (artificial)
Largest Crowd (Opponent, Year): 112,118 (Ohio State, 2003)
Record at Michigan Stadium: 363-106-15
Consecutive 100,000-plus Crowds: 196 (Nov. 8, 1975 to present)

2005 SEASON IN REVIEW

Overall Record: 7-5 (.583)
Big Ten Record: 5-3 (.625)
Home: 4-3 / **Away:** 3-1 / **Neutral:** 0-1
 T-Third, Big Ten Conference
 2005 Alamo Bowl

2006 TEAM INFORMATION

Captains: Jake Long, LT; LaMarr Woodley, DE
Offensive Formation: Multiple
Defensive Formation: Situational
Starters Returning/Lost: 18/9
Offensive Starters Returning/Lost: 6/5
Defensive Starters Returning/Lost: 8/3
Specialist Starters Returning/Lost: 4/1
Lettermen Returning/Lost: 48/17
Offensive Lettermen Returning/Lost: 21/9
Defensive Lettermen Returning/Lost: 24/5
Specialist Lettermen Returning/Lost: 3/3

Starters Lost:
Offense: Jason Avant, WR; Adam Stenavich, LT; Leo Henige, LG; Matt Lentz, RG; Tim Massaquoi, TE
Defense: Grant Mason, CB; Pat Massey, DT; Gabe Watson, NT
Specialists: Matt Gutierrez, HLD

Returning Starters:

Offense	Player	Pos.	Ht.	Wt.	Year
	Mark Bihl*	C	6-5	297	5th
	Steve Breaston	WR	6-1	182	5th
	Mike Hart	RB	5-9	198	Jr.
	Chad Henne	QB	6-2	223	Jr.
	Adam Kraus*	C	6-6	295	5th
	Jake Long	RT	6-7	316	Sr.
	Will Paul#	FB	6-3	252	Sr.
	Brian Thompson#	FB	6-2	238	5th

* split time at center. / # split time at fullback.

Defense

Player	Pos.	Ht.	Wt.	Year
Willis Barringer	FS	6-0	205	5th
Alan Branch	DE/DT	6-6	330	Jr.
Prescott Burgess	OLB	6-3	246	Sr.
Brandent Englemon	SS	5-11	205	Sr.
Chris Graham	ILB	5-11	225	Jr.
Leon Hall	CB	5-11	193	Sr.
David Harris	ILB	6-2	245	5th
LaMarr Woodley	DE	6-2	268	Sr.

Specialists

Player	Pos.	Ht.	Wt.	Year
Turner Booth	LS	6-2	257	5th
Steve Breaston	PR/KR	6-1	182	Sr.
Garrett Rivas	PK	5-9	217	Sr.
Ross Ryan	P/KO	6-1	205	5th

TOP RETURNING STATISTICAL LEADERS

Rushing:

2005: Mike Hart (150 carries, 662 yards, 4.4 avg., 4 TDs)
 Career: Mike Hart (432 carries, 2117 yards, 4.9 avg., 13 TDs)

Passing:

2005: Chad Henne (223-382 for 2526 yards, 23 TDs, 8 Ints.)
 Career: Chad Henne (463-781 for 5269 yards, 48 TDs, 20 Ints.)

Receiving:

2005: Mario Manningham (27 for 433 yards, 6 TDs)
 Career: Steve Breaston (98 for 1026 yards, 8 TDs)

Punt Returns:

2005: Steve Breaston (29 for 356 yards, 12.3 avg.)
 Career: Steve Breaston (98 for 1,267 yards, 12.9 avg., 3 TDs)

Kickoff Returns:

2005: Steve Breaston (23 for 646 yards, 28.1 avg., 1 TD)
 Career: Steve Breaston (60 for 1526 yards, 25.4 avg., 1 TD)

Punting:

2005: Ross Ryan (52 for 1992 yards, 38.3 avg., 16 I20)
 Career: 2005: Ross Ryan (52 for 1992 yards, 38.3 avg., 16 I20)

Field Goals:

2005: Garrett Rivas (19-26 FGs, 73.1 pct., 47 long)
 Career: Garrett Rivas (47-62 FGs, 75.8 pct., 47 long)

Tackles:

2005: David Harris (88; 52 solos, 36 assists)
 Career: LaMarr Woodley (141; 101 solos, 40 assists)

Tackles for Loss:

2005: LaMarr Woodley (15 for 64 yards)
 Career: LaMarr Woodley (36 for 155 yards)

Sacks:

2005: LaMarr Woodley (7 for 57 yards)
 Career: LaMarr Woodley (12 for 105 yards)

Interceptions:

2005: Leon Hall (4 for 10 yards)
 Career: Leon Hall (9 for 13 yards)

Pass Breakups:

2005: Leon Hall (9)
 Career: Leon Hall (25)

BIG TEN TELECONFERENCE

The Big Ten Teleconferences begin on Tuesday, Aug. 30, and run throughout the season on a weekly basis. Head coach Lloyd Carr will participate on the conference call at 12:10 p.m. Eastern (11:10 a.m. Central). The media call-in number can be obtained by calling the Big Ten Conference.

MICHIGAN RADIO NETWORK

In its fifth season as a division of Host Communications, Inc., the Michigan Sports Network represents one of the largest and most-listened to college sports network in the Midwest. Anchored by WOMC-FM (104.3) in Detroit and 800-AM CKLW in Windsor, Ontario, the Michigan Radio Network is comprised of 36 affiliate stations that cover the state of Michigan during football season. **Frank Beckmann** (play-by-play) and **Jim Brandstatter** (color) bring the action to you from the booth, with **Doug Karsch** providing sideline reports and analysis. Following is a list of radio affiliates:

City	Station	Dial Pos.
Alma	WQBX-FM	104.9
Alpena	WKJZ-FM	94.9
Ann Arbor	WTKA-AM	1050
Battle Creek	WBXX-FM	95.3
Benton Harbor	WSJM-AM	1400
Cadillac	WATT-AM	1240
Charlevoix	WMKT-AM	1270
Cheboygan	WCBY-AM	1240
Chicago, Ill.	WRLL-AM	1690
Detroit	WOMC-FM	104.3
Escanaba	WCHT-AM	600
Flint	WTRX-AM	1330
Gaylord	WMJZ-FM	101.5
Grand Haven	WGHN-AM	1370
Grand Haven	WGHN-FM	92.1
Grand Rapids	WOOD-AM	1300
Jackson	WKHM-AM	970
Kalamazoo	WQSN-AM	1660
Kalamazoo	WKZO-AM	590
Little Rock, Arkansas	KASR-FM	92.7
Ludington	WKZC-FM	94.9
Marine City	WHLX-AM	1590
Marquette	WIAN-AM	1240
Muskegon	WLCS-FM	98.3
Newberry	WMJT-FM	96.7
Niles	WNIL-AM	1290
Petoskey	WMBN-AM	1340
Pinconning	WSAG-FM	104.1
Port Huron	WHLS-AM	1450
Saginaw	WSAM-AM	1400
Sault Ste. Marie	WKNW-AM	1400
South Haven	WHIT-AM	940
Tawas City	WQLB-FM	103.3
Toledo, Ohio	WTOD-AM	1560
Traverse City	WTCM-AM	580
Windsor, Ontario/Detroit	CKLW-AM	800

In addition, U-M football can be heard on American Armed Forces Radio and is also available on Sirius Satellite Radio.



MICHIGAN REPLAY

In its 32nd season, Michigan Replay is the longest running and most widely viewed coaches show in the country. Lloyd Carr and Jim Brandstatter co-host the show. The weekly show includes game highlights, player features, postgame reaction from the Michigan locker room, commentary from Carr and a look ahead to the Wolverines' next opponent. Following are the days and times the show airs:

Station	Market	Time
WWJ-TV62 (CBS)	Detroit	11:30 a.m.#
WXMI-TV17 (FOX)	Grand Rapids/ Kalamazoo/Muskegon	11 a.m.
WLNS-TV6 (CBS)	Lansing/Jackson	11:30 a.m.\$
WHTV-TV18 (UPN)	Jackson/Lansing	11:30 a.m.
WSMH-TV66 (FOX)	Flint/Saginaw/Bay City	11:30 a.m.
WFQX-TV33 (FOX)	Cadillac	11 a.m.
WFXV-TV45 (FOX)	Gaylord	11 a.m.
WFQX/WFXV-TV31 (FOX)	Alpena	11 a.m.
WFQX/WFXV-TV40 (FOX)	Traverse City	11 a.m.
WFQX/WFXV-TV61 (FOX)	Sault Ste. Marie	11 a.m.
WFQX/WFXV-TV64 (FOX)	Pickford	11 a.m.
WNIT-TV (PBS)	Elkhart/South Bend	11 a.m.

Cable Station	Market	Time
Comcast Local (Mich.)	Michigan Comcast Systems	8 p.m. Tue., 5:30 p.m.
Comcast SportsNet Chicago	Illinois	Mon., 4:30 p.m.
Buckeye Sports Net (BCSN)	Toledo, Ohio	11:30 a.m.
FSN Detroit	Michigan Cable	9 a.m. & 12:30 p.m.
College Sports TV (CSTV)	Direct TV (610)	Tue., 5:30 p.m.@

* Times are for Sundays unless otherwise noted; Times are local to site
 # Will air at 6:30 p.m. on Sept. 3
 \$ Will air at noon on Aug. 27 and at 10:30 a.m. on Sept. 3
 @ Will air at 2:30 p.m. on Sept. 1

Satellite Information

Satellite: AMC-2 (KU Band)
 Transponder: K-08 (Eight)
 Location: 85° West
 D/L Freq: 11860 MHz (Vertical)
 Audio: 6.2 and 6.8
 Test (Bars and Tone): 7:30 a.m. ET
 Program Feed: 7:45 a.m. ET



U-M SPORTS WEEKLY

The University of Michigan Athletic Department, Host Communications and 1270 XYT The Sports Station have teamed to provide Wolverine fans with a weekly one-hour radio show, Michigan Sports Weekly. The weekly radio program during the football season will feature two-thirds of the Wolverines' broadcast crew in analyst Jim Brandstatter and sideline announcer Doug Karsch, in addition to WXYT Radio's Art Regner.

The show will air weekly on 1270 XYT The Sports Station and throughout the region on Michigan Radio Network affiliates. Check your local affiliate for the broadcast day and time. The Michigan Sports Weekly Show will air 40 times throughout the 2006-07 academic year and provide coverage of all 25 Wolverine varsity sports. In addition, Michigan fans can listen to the audio stream of the show free of charge through MGoBlue.com.

Following is a listing of days and times that the show will air during football season on 1270 WXYT:

Date	Time
Thursday, Aug. 24	7-8 p.m.
Wednesday, Sept. 6	7-8 p.m.
Thursday, Sept. 14	7-8 p.m.
Thursday, Sept. 21	8-9 p.m.
Week of Sept. 25	TBD
Tuesday, Oct. 3	7-8 p.m.
Tuesday, Oct. 10	7-8 p.m.
Tuesday, Oct. 17	7-8 p.m.
Tuesday, Oct. 24	7-8 p.m.
Tuesday, Oct. 31	7-8 p.m.
Tuesday, Nov. 7	7-8 p.m.
Tuesday, Nov. 14	7-8 p.m.
Wednesday, Nov. 22	7-8 p.m.
Tuesday, Nov. 28	7-8 p.m.
Wednesday, Dec. 6	7-8 p.m.
Tuesday, Dec. 12	7-8 p.m.
Tuesday, Dec. 19	7-8 p.m.
Tuesday, Dec. 26	7-8 p.m.



THE NATIONAL POLLS

Associated Press National Poll (Sept. 24)

Team	Record	Points	Previous
1. Ohio State (59)	4-0	1617	1
2. Auburn (2)	4-0	1513	2
3. Southern California (2)	3-0	1491	3
4. West Virginia (2)	4-0	1404	4
5. Florida	4-0	1363	5
6. Michigan	4-0	1318	6
7. Texas	3-1	1196	7
8. Louisville	4-0	1166	8
9. Louisiana State	3-1	1114	10
10. Georgia	4-0	972	9
11. Virginia Tech	4-0	945	11
12. Notre Dame	3-1	879	12
13. Iowa	4-0	864	14
14. Oregon	3-0	805	13
15. Tennessee	3-1	658	15
16. Oklahoma	3-1	613	17
17. Texas Christian	3-0	563	16
18. Clemson	3-1	529	19
19. Florida State	3-1	510	18
20. California	3-1	508	21
21. Nebraska	3-1	327	23
22. Boise State	4-0	226	25
23. Rutgers	4-0	117	NR
24. Georgia Tech	3-1	77	NR
25. Missouri	4-0	70	NR

First-place votes in parentheses

USA Today Coaches Poll (Sept. 24)

Team	Record	Points	Previous
1. Ohio State (59)	4-0	1,570	1
2. Southern California (2)	3-0	1,489	2
3. Auburn (2)	4-0	1,441	3
4. West Virginia	4-0	1,357	4
5. Florida	4-0	1,294	5
6. Michigan	4-0	1,239	6
7. Texas	3-1	1,155	8
8. Louisville	4-0	1,105	9
9. Georgia	4-0	1,079	7
10. Louisiana State	3-1	963	11
Virginia Tech	4-0	963	10
12. Oregon	3-0	854	12
13. Iowa	4-0	802	14
14. Notre Dame	3-1	758	13
15. Texas Christian	3-0	647	15
16. Oklahoma	3-1	615	16
17. Florida State	3-1	509	17
18. Tennessee	3-1	504	19
19. Clemson	3-1	477	23
20. California	3-1	452	20
21. Nebraska	3-1	289	24
22. Boise State	4-0	257	25
23. Rutgers	4-0	124	NR
24. Texas Tech	3-1	81	NR
25. Boston College	3-1	78	21

First-place votes in parentheses

Tracking U-M in the Polls

Date	AP	USA Today
Preseason.....	14.....	15
September 5.....	10.....	13
September 10.....	11.....	13
September 17.....	6.....	6
September 24.....	6.....	6
October 1.....		
October 8.....		
October 15.....		
October 22.....		
October 29.....		
November 5.....		
November 12.....		
November 19.....		
November 26.....		
December 3.....		
December 10.....		
Final.....		

U-M Ranked Sixth in Both National Polls

Following its 27-13 victory over Wisconsin, the University of Michigan football team remained sixth in both national polls for the second straight week. The Wolverines received 1,318 votes in the Associated Press media poll and picked up 1,239 votes in the USA Today Coaches rankings.

Michigan vs. Minnesota

The Wolverines have won 49 of the last 61 and 33 of the last 36 meetings between the two schools. Minnesota ended a 16-game winning streak by Michigan with a 23-20 victory at Michigan Stadium last year. The Wolverines hold a 67-24-3 advantage in the all-time series and are 63-21-3 in the Little Brown Jug games. Michigan's 67 wins vs. Minnesota are the most the Wolverines have over any school, with the Gophers being U-M's third most common opponent all-time with 94 previous match-ups. The Wolverines have been impressive in games decided by seven or fewer points, holding a 16-10-3 record against the Gophers but only a slight 9-7-3 advantage in games decided by three or fewer points.

Michigan's Most Common Opponents

School	G	W	L	T	Pct.
Ohio State	102	57	39	6	.588
Michigan State	98	65	28	5	.689
Minnesota	94	67	24	3	.729
Illinois	88	65	21	2	.750
Northwestern	66	50	14	2	.773

Michigan in Minneapolis

The Wolverines look to continue their recent strong play against the Gophers at the Metrodome. Michigan holds an impressive 10-0 advantage in games played at the Hubert H. Humphrey Metrodome and is 30-12-2 all-time in Minneapolis. U-M has won 12 straight games against the Gophers in Minneapolis, with the last setback coming during the 1977 season.

Nation's Oldest Trophy Game

The Wolverines will be looking to reclaim possession of the "Little Brown Jug" when they face Minnesota in the 88th battle for the oldest trophy game in college football history. The Little Brown Jug traces its roots back to 1903. The Wolverines traveled to 10-0 Minnesota with a 28-game winning streak. Michigan head coach Fielding Yost questioned whether the Gophers would provide fresh water and sent manager Tommy Roberts to purchase a jug for the team to bring its own fresh water to the game. With the Wolverines up 6-0, Minnesota rallied to tie the game with less than two minutes left. The Gopher fans, so elated at the tied score, rushed the field and forced the officials to call the game at 6-6. Michigan, in its haste to leave and catch a train back to Chicago, forgot the five-gallon jug on the sidelines. When asked to return the jug, Minnesota claimed that if Michigan wanted the jug the Wolverines would have to come up and win it, thus the first trophy game in college football was born.

Back-to-Back Trophy Games

This will be the 14th time in school history that the Michigan football team will play its two trophy games on back-to-back weeks. This will be the seventh time under **Lloyd Carr** that U-M plays its two trophy games on back-to-back weeks, with U-M winning both ends of the trophy games in four of those six instances (1995, 1996, 1997 and 2002). U-M lost 26-24 at MSU in 2001 but rallied to defeat Minnesota by a 31-10 margin the following week. The Wolverines beat the Spartans 34-31 in overtime last season but fell 23-20 to the Gophers on a last-second field goal the following week.

Streak Breakers

The Wolverines face the Golden Gophers with a 1-0 Big Ten record this season and with wins in 33 of the last 36 games in the series. However, the two Golden Gopher wins in that span have come against unbeaten Wolverine squads with Top 10 national rankings. In 1977, Michigan was 6-0 and ranked No. 1 in the nation by the Associated Press but was upset by Minnesota, 16-0. In the 1986 season, Michigan was 7-0 and ranked No. 2 only to fall 20-17 to the Gophers. This year Michigan is 4-0 and ranks No. 6 in both national polls.

U-M Seeks 450th Big Ten Win

Michigan enters the Minnesota game looking to capture its league-leading 450th victory in conference action. In its 101st year of Big Ten competition, the Wolverines have compiled a 449-163-18 record (.727) in league competition and has claimed a Big Ten best 42 championships. U-M also leads the conference with 375 first-team All-Big Ten selections.

Carr on the Road in the Big Ten

Lloyd Carr has a 31-13 conference mark on the road in Big Ten play. Carr's teams have claimed 3-1 road records in the Big Ten each of the past five seasons and have won 16 of 23 road games in the 2000s.

Carr vs. Big Ten in September

Lloyd Carr boasts an impressive 10-1 record against Big Ten foes in the month of September. Carr's mark does not include the earliest conference game in school history, a 20-8 victory claimed against the Illinois on Aug. 31, 1995. The only season that Michigan did not play a Big Ten game during September was the 1997 national championship season.

Carr in 12th Season; 27th on U-M's Staff

Lloyd Carr has a 4-0 record in his 12th season as head coach of the Wolverines and his 27th overall with the Michigan coaching staff. He is the 12th Big Ten head coach to reach the 100-victory plateau and has a 106-34 overall record (.757). He joined Fielding H. Yost (165-29-10) and Bo Schembechler (194-48-5) as the only Wolverine coaches to reach the century mark in career victories.

Carr in Elite Company

Lloyd Carr leads all current conference coaches with five Big Ten titles (1997, 1998, 2000, 2003, 2004) in the 11-plus years at the helm, including the 1997 national championship. Carr is the

eighth coach in conference history to claim five or more Big Ten championships during his head coaching career. He joined Michigan coaches Fielding H. Yost and Bo Schembechler among the elite list of conference coaches to claim at least five titles.

Carr Seeks 70th Big Ten Win

Lloyd Carr enters the battle for the Little Brown Jug looking to earn the 70th conference victory during his 11-year career. Carr is the active career leader in Big Ten wins, boasting a 69-20 record in conference play, and his teams have not finished below third place in the league in the past nine years.

Long and Woodley Voted 2006 Captains

U-M head football coach Lloyd Carr announced Aug. 21 that a pair of Michiganders, senior left tackle **Jake Long** (*Lapeer, Mich./Lapeer East HS*) and senior defensive end **LaMarr Woodley** (*Saginaw, Mich./Saginaw HS*), were selected captains by their teammates for the 127th season of Wolverine football. Long was selected as the offensive captain and Woodley will represent the defensive side of the ball. The Wolverines will elect a special teams captain on a weekly basis.

Captains Notes:

-- This is the first time since 1997 that both cap-

tains have hailed from the state of Michigan. Offensive tackle Jon Jansen (Clawson) and line-backer Eric Mayes (Kalamazoo) anchored the Wolverines' 1997 Big Ten and national championship team.

-- Long and Woodley are the first linemen to earn selection as co-captains since Jansen and defensive lineman Juaquin Feazell in 1998.

-- Long joins David Baas (2004), Steve Hutchinson (1999-2000), Jon Jansen (1997-98), Rod Payne (1995) and Joe Marinaro (1995) as offensive lineman elected captain during Lloyd Carr's coaching tenure.

-- Woodley is the sixth defensive lineman selected captain during Carr's tenure, joining Pat Massey (2005), Grant Bowman (2003), Eric Wilson (2000), Rob Renes (1999) and Juaquin Feazell (1998).

-- Head coach Bo Schembechler introduced co-captains at Michigan in 1970.

Michigan Made

There are 50 players on this year's football roster who are continuing their gridiron career in their home state of Michigan. Of these 50, five are returning starters and eight are projected starters who will see significant playing time this season. A total of 19 players are listed in the depth chart.

National Spread

Not only is the roster made up of in-state products, the Wolverines boast arguably one of the national programs in college football. U-M has players from as far northeast as New York and southeast as Florida (three players each). Across the country, Wolverines hail from the Pacific Northwest in Seattle, Washington (OT Steve Schilling), California (eight players) and New Mexico (DT Alan Branch) in the southwest. Michigan has players on the roster from each of the top 10 most populous states and boasts players from 21 states in the U.S.

U-M Second in Pre-season Big Ten Poll

Michigan was selected second in a poll of media members attending the 35th annual Big Ten Conference Kickoff Luncheon and Media Days held Aug. 1-2, at the Hyatt Regency Chicago. Ohio State was selected as the preseason favorite, followed by the Wolverines and No. 3 Iowa.

The Wolverines have been picked among the top three in all 12 of Lloyd Carr's years as head coach. The last time Michigan was selected second in the preseason poll was 2003, when it claimed the Big Ten Championship and earned the conference's automatic berth in the Rose Bowl.

2006 MICHIGAN RECORD WHEN...

Overall: 4-0
 At Home: 3-0
 On the Road: 1-0
 Neutral: 0-0

By Month:

August: 0-0
 September: 4-0
 October: 0-0
 November: 0-0
 December: 0-0
 January: 0-0

When Scoring First: 3-0
 When Opponent Scored First: 1-0
 When Scoring 20 or More Points: 4-0
 When Scoring Less Than 20 Points: 0-0
 When Leading at the Half: 3-0
 When Trailing at the Half: 0-0
 When Tied at the Half: 1-0
 When Leading after 3 Quarters: 4-0
 When Trailing after 3 Quarters: 0-0
 When Tied after 3 Quarters: 0-0
 When Outrushing the Opponent: 4-0
 With 35 or More Rushing Attempts: 4-0
 With Less Than 30 Passing Attempts: 4-0
 When Leading in Time of Possession: 4-0
 When Trailing in Time of Possession: 0-0

On Turf: 3-0
 On Grass: 1-0

When Leading in Takeaway/Turnover Ratio: 3-0
 When Even in Takeaway/Turnover Ratio: 0-0
 When Trailing in Takeaway/Turnover Ratio: 1-0
 With an Individual 100-Yard Rusher: 3-0
 With an Individual 200-Yard Passer: 2-0
 250-Yard Passer: 0-0
 With an Individual 100-Yard Receiver: 2-0
 With an Individual Opponent 100-Yard Rusher: 0-0
 With an Individual Opponent 200-Yard Passer: 1-0
 250-Yard Passer: 0-0
 With an Individual Opponent 100-Yard Receiver: 0-0

MICHIGAN IN NIGHT GAMES

The Wolverines have compiled an 18-10 overall record in night games starting after 5 p.m. local time. The match-up with Minnesota will be the 29th night game in Michigan history. The Wolverines have a 7-0 mark against Minnesota in night games held at the Metrodome. The Wolverines have won eight of their last 10 evening games.


Michigan in Night Games (18-10 Record)

Date	Opponent	Site	Result
Sept. 23, 1944	Marquette	Milwaukee, Wis. (A)	W, 14-0
Sept. 23, 1972	UCLA	Los Angeles, Calif. (A)	W, 26-9
Jan. 1, 1976	Oklahoma	Miami, Fla. (N)	L, 6-14
Dec. 28, 1979	North Carolina	Jacksonville, Fla. (N)	L, 15-17
Dec. 31, 1981	UCLA	Houston, Texas (N)	W, 33-14
Sept. 18, 1982	Notre Dame	South Bend, Ind. (A)	L, 17-23
Nov. 12, 1983	Minnesota	Minneapolis, Minn. (A)	W, 58-10
Jan. 1, 1984	Auburn	New Orleans, La. (N)	L, 7-9
Dec. 21, 1984	Brigham Young	San Diego, Calif. (N)	L, 17-24
Nov. 16, 1985	Minnesota	Minneapolis, Minn. (A)	W, 48-7
Oct. 4, 1986	Wisconsin	Madison, Wis. (A)	W, 34-17
Nov. 7, 1987	Minnesota	Minneapolis, Minn. (A)	W, 30-20
Sept. 10, 1988	Notre Dame	South Bend, Ind. (A)	L, 17-19
Sept. 15, 1990	Notre Dame	South Bend, Ind. (A)	L, 24-28
Oct. 25, 1991	Minnesota	Minneapolis, Minn. (A)	W, 52-6
Dec. 30, 1994	Colorado State	San Diego, Calif. (N)	W, 24-14
Sept. 16, 1995	Boston College	Chesnut Hill, Mass. (A)	W, 23-13
Dec. 28, 1995	Texas A&M	San Antonio, Texas (N)	L, 20-22
Oct. 26, 1996	Minnesota	Minneapolis, Minn. (A)	W, 44-10
Oct. 17, 1998	Northwestern	Evanston, Ill. (A)	W, 12-6
Sept. 18, 1999	Syracuse	Syracuse, N.Y. (A)	W, 18-13
Jan. 1, 2000	Alabama (ot)	Miami, Fla. (N)	W, 35-34
Sept. 23, 2000	Illinois	Champaign, Ill. (A)	W, 35-31
Nov. 9, 2002	Minnesota	Minneapolis, Minn. (A)	W, 41-24
Oct. 10, 2003	Minnesota	Minneapolis, Minn. (A)	W, 38-35
Sept. 24, 2005	Wisconsin	Madison, Wis. (A)	L, 20-23
Oct. 29, 2005	Northwestern	Evanston, Ill. (A)	W, 33-17
Dec. 28, 2005	Nebraska	San Antonio, Texas (N)	L, 28-32

WOLVERINE BITES

LEON HALL

- Team's most experience player on defense, having played in 41 career games and made 28 starts in secondary.
- Team's active career leader in interceptions (10) and pass breakups (30).
- Tied for third on Michigan's pass breakup list.
- Contributed 146 career tackles, including six tackles for loss, four sacks and three fumble recoveries.
- Recorded at least one pass breakup in 19 of his last 33 games.
- Had a school record 83-yard fumble return for a touchdown at Northwestern (Oct. 29, 2005).
- 2005 All-Big Ten second team (coaches and media)
- 2004 All-Big Ten honorable mention (coaches and media).
- 2003 Freshman All-American.



Career Pass Breakups

Player	PBUs	Years	Hall Needs:
1. Todd Howard	41	1998-01	11
2. Marlin Jackson	34	2001-04	4
3. Charles Woodson	30	1995-97	
Leon Hall	30	2003-06	
5. James Whitley	28	1997-00	

LaMARR WOODLEY

- Team Captain
- Has recorded five sacks in the first four games.
- Scored first career touchdown on a 54-yard fumble return at Notre Dame (Sept. 16, 2006).
- Has played in 40 career games and made 24 starts.
- He has recorded 152 career tackles.
- Team's active career leader in tackles for loss (43) and sacks (17).
- Registered at least one tackle for loss in 21 of his last 27 career games.
- 2004 All-Big Ten second team (coaches).
- 2005 All-Big Ten honorable mention (coaches and media).
- 2004 Richard Katcher Award winner as U-M's top defensive lineman/outside linebacker.



Career Tackles for Loss (Since 1978)

Player	TFLs	Years	Woodley Needs:
1. Mark Messner	70	1985-88	27
2. Curtis Greer	48	1976-79	5
3. Victor Hobson	47	1999-02	4
4. Glen Steele	45	1994-97	2
5. Larry Foote	44	1998-01	1
6. LaMarr Woodley	43	2003-06	

Strong Septembers Under Carr

Starting the season off strongly has been a trademark of U-M under **Lloyd Carr**, posting a 38-9 record during the month of September. Carr won the first 10 September games of his career, and his teams have outscored the opposition by a 1,451-740 differential during the ninth month of the year. Carr is 31-2 at Michigan Stadium, 8-7 on the road and 10-7 against top 25 teams in September. Michigan has a 136-34-3 all-time record during the month of September.

U-M in 127th Season of Gridiron Action

Michigan is in its 127th football season of gridiron action in 2006. The Wolverine program was established in 1879 when a group of 13 men fielded the first football team in school history and played a pair of off-campus games. U-M defeated Racine, 1-0, at White Stocking Park in Chicago, Ill., on May 30, 1879, for the first victory in school history. The Wolverines tied Toronto, 0-0, in Detroit to finish the year 1-0-1. U-M is starting its 124th year of uninterrupted gridiron action, with 1882 being the only season that the program did not play any varsity games. The Wolverines are the sixth oldest football program in NCAA history.

Oldest College Football Programs

School	Years
Princeton	137
Rutgers	137
Yale	134
Harvard	132
Pennsylvania	130
Michigan	127
Amherst	127
Navy	126

U-M Looks to Extend Attendance Supremacy

The Wolverines have led the nation in attendance 31 out of the last 32 seasons, and they have a streak of 196 games with at least 100,000 fans at Michigan Stadium. U-M set a then NCAA single-season record of 745,139 fans in 1997, and with the expansion of the "Big House" in 1998 was able to set the single-game attendance record of 112,118 fans against Ohio State three years ago (Nov. 20, 2003).

One of Nation's Toughest Schedules

The Wolverines boast the eighth toughest schedule in college football. Michigan's opposition has compiled a 25-12 overall record (.676) thus far, with all four Wolverine victories counting to this total. U-M has the 11th toughest schedule based on future opposition, with the Wolverines' opponents compiling an 18-9 mark (.667). Minnesota has the fourth toughest overall schedule and the nation's toughest based on future opposition.

DEFENSIVE NOTES

Nation's Top Rushing Defense

The Wolverines lead the nation in rushing defense this season, yielding an average of 18.5 yards per contest. Michigan held its first four opponents of the season to less than 50 rushing yards. The opposition has yet to score a rushing touchdown and has carried the ball 91 times for a mere 74 yards on the ground.

Stingy Rushing Defense

Opponent	Att.	Yards	Avg.
Vanderbilt	26	42	1.6
Central Michigan	21	16	0.8
at Notre Dame	17	4	0.2
Wisconsin	27	12	0.4

Defense Limiting Yards

Stuffing the run has helped Michigan's defense make the opposition one dimensional this season. The Wolverines are fifth nationally in total defense, allowing just 217 yards per contest to the opposition. U-M leads the Big Ten in two categories and lists in the top 25 nationally in four of five defensive categories.

Michigan in the Defensive Rankings

Category	Avg.	Big Ten	NCAA
Scoring Defense	14.5	4th	T25th
Total Defense	217.0	1st	5th
Rushing Defense	18.5	1st	1st
Passing Defense	198.5	9th	71st
Pass Efficiency	101.1	3rd	22nd

U-M Tied for Eighth In Turnover Margin

The Wolverines lead the Big Ten and list tied for eighth nationally in turnover margin this season. U-M is tied for sixth nationally with 11 forced turnovers, seven fumble recoveries and four interceptions, for an average of 1.5 turnovers per contest.

Points Off Turnovers

The Wolverines have made a habit of scoring points off turnovers so far in the 2006 season. Michigan has converted 11 forced turnovers into 51 points on the year, including six touchdowns. The U-M defense returned one interception and a fumble for a touchdown, en route to 24 points off of turnovers against Notre Dame on Sept. 16.

Harris Hounding Opponents

Fifth-year senior inside linebacker **David Harris** (*Grand Rapids, Mich./Ottawa Hills HS*) leads the Wolverine defense in tackles heading into the Minnesota game. Harris has 26 tackles and 4.5 tackles for loss this season. He recorded a season-best 10 tackles and two TFLs vs. Wisconsin, his third career double-digit tackle game in conference play. He tied for the team lead with six tackles at Notre Dame and combined on a stop behind the line of scrimmage. A Butkus Award candidate, Harris led the team with six stops against Central Michigan after posting four tackles in the opener vs. Vanderbilt. Harris has made one stop behind the line of scrimmage in each contest. He looks to lead the team in tackles for the second straight season. Harris was named the Roger Zatkoff Award winner as Michigan's top linebacker in 2005 after leading the team with a career-best 88 stops.

Harris' Double-Digit Tackle Games:

- 18 vs. Minnesota, 2005
- 10 vs. Penn State, 2005
- 10 vs. Wisconsin, 2006

Harris Piling Up Stops

A two-year starter and letterman, **David Harris** has recorded four or more tackles in each of

the past 13 games. Harris has started 15 straight games at inside linebacker and 16 overall contests, tallying 126 career tackles, 9.5 TFLs, one sack, one fumble recovery and three pass breakups. He is averaging 7.6 tackles per contest over the 15-game stretch since becoming a regular starter (114 total tackles). Harris has played in 24 career games.

Hall Monitoring Secondary

Senior cornerback **Leon Hall** (*Vista, Calif./Vista HS*) provides the Wolverines' secondary with excellent run support on the corner and blanket coverage in the passing game. He has contributed 11 stops this season, including one sack and one fumble recovery. Hall is tied for the team lead in pass breakups (five). He recorded three solo stops and one PBU vs. Wisconsin. Hall collected his first interception of the year at Notre Dame, diving in front of a receiver to thwart a third quarter Irish drive, and finished the game with three tackles and two PBUs. He made three tackles and two PBUs vs. Central Michigan and registered two solo tackles, one sack and a fumble recovery against Vanderbilt.

Hall Tied for Third in PBUs

With one pass breakup against the Badgers, **Leon Hall** tied 1997 Heisman Trophy winner Charles Woodson for third place on Michigan's career pass breakup list. Hall has swatted away five passes this season and 30 during his career, equaling Woodson's career total. He tied for the team lead with nine pass breakups last season after collecting a career-best 10 PBUs as a sophomore and six pass breakups as a freshman in 2003. Hall needs 11 PBUs to match the school record of 41 passes defended by Todd Howard (1998-2001).

Hall Moves into Top 10 in Picks

With his interception at Notre Dame, **Leon Hall** became the 15th player in school history to reach double digits in interceptions. Hall is tied for 10th in career interceptions (10) and is tied for third in career pass breakups with 30. He is tied for sixth among active Division I-A players with 10 career interceptions.

Hall Seeks 150th Stop

Leon Hall enters the Minnesota game four tackles shy of 150 in his career. Hall has contributed 146 tackles, six tackles for loss, four sacks and four fumble recoveries during his career. He has started 28 career games and played in 41 contests.

Hall Heads List for Thorpe Award

Leon Hall heads a list of 33 candidates for the 2006 Jim Thorpe Award, announced by the Jim Thorpe Association. The Thorpe Award is presented annually to the nation's best college defensive back, won in 1997 by Michigan cornerback and Heisman Trophy winner Charles Woodson. A 2006 Preseason All-America and Ronnie Lott Trophy candidate, Hall is a Thorpe Award candidate for the second straight season. Northwestern senior cornerback Marquice Cole and Wisconsin senior free safety Roderick Rogers join Hall as the only Big Ten Conference players on the preseason watch list for the Thorpe Award.

Woodley Sacking Opposition

One of the premiere defensive performers in the country, senior defensive end and co-captain **LaMarr Woodley** (*Saginaw, Mich./Saginaw HS*) heads to Minnesota leading the team in sacks and tackles for loss. Woodley compiled 6.5 TFLs and five sacks thus far into the season. More than half of his stops have come behind the line of scrimmage. Woodley's only tackle against Wisconsin came on a seven-yard sack. He registered two tackles and combined on a TFL at Notre Dame. In addition, Woodley scooped up a Brady Quinn fumble and scored his first career touchdown on a 54-yard return. Woodley collected four tackles and two sacks vs. Central Michigan after tallying three of his four stops in the opposition's backfield against Vanderbilt. He is tied for fourth on the team with 10 tackles this season.

Woodley Tops 150 Stops

LaMarr Woodley enters the Minnesota game as the team's active career tackler. He surpassed 150 tackles in his career during the Notre Dame game and has recorded 152 tackles to go along with 43 TFLs, 17 sacks, five PBUs and three fumble recoveries. Woodley has started 24 career games and played in 40 contests. He was a 2005 honorable mention All-Big Ten selection after collecting 48 tackles and leading the team with 16 TFLs and seven sacks. Woodley set a career high with 70 stops in 2004, earning All-Big Ten second team accolades.

Woodley Tied for Sixth Nationally in Sacks

With five sacks this season, **LaMarr Woodley** is tied for sixth nationally in sacks per game (1.25 avg.). Woodley's 62 sack yards is tops in the nation. Teammate Rondell Biggs is tied for 36th nationally in sacks with three so far (0.75 avg.).

Woodley Into Top 10 in Career TFLs

With 6.5 tackles for loss this season, **LaMarr Woodley** has moved from 13th to sixth on Michigan's career tackles for loss list. His 43 career TFLs are one shy of the top five. He needs six stops behind the line of scrimmage to reach second place. He is the team's active career leader in tackles for loss (43) and sacks (17). Woodley has tallied at least one tackle for loss in 21 of his last 27 career games, including 12 multi-TFL games over the past two-plus seasons. Woodley registered 16 TFLs each of the past two seasons (2004-05) after contributing four stops behind the line of scrimmage as a true freshman in 2003. He is tied for 26th nationally in tackles for loss (1.63 avg.) this season.


Woodley Up for Four National Awards

An All-America candidate, co-captain **LaMarr Woodley** has been nominated for four national awards heading into the 2006 season. Woodley is on the watch list for the Bronko Nagurski Trophy, Bednarik Award, Outland Trophy and Ted Hendricks Award.

WOLVERINE BITES

DAVID HARRIS

- Butkus Award candidate.
- Leads team with 26 tackles (21 solos, five assists) in 2006.
- Led or tied for team lead in stops on three occasions in 2006.
- Has led or tied for team in tackles seven times in the last 15 games.
- Has three career double-digit tackle games.
- Tallied a career-high 18 stops against Minnesota on Oct. 8, 2005.
- He has started 15 straight game at inside linebacker and 16 overall contests during his career.
- Recipient of the Roger Zatkoff Award as Michigan's top linebacker after leading the team with 88 tackles in 2005.
- Recorded 126 tackles during his career, including 11.5 tackles for loss, one sack, one fumble recovery and three pass breakups.



PRESCOTT BURGESS


- Third on the team with 17 tackles in 2006.
- He posted six or more stops in eight of his last nine conference games.
- Leads team with two interceptions and is tied for lead with five pass breakups.
- Big Ten Defensive Player of the Week following the Notre Dame game.
- Named Bronko Nagurski National Defensive Player of the Week after the Notre Dame game.
- He has played in 39 career games and made 15 starts at linebacker.
- Needs 10 stops for 150 in his career.
- Registered 140 tackles, six tackles for loss, two sacks, four interceptions, two fumble recoveries and 13 pass breakups during his career.
- Has two career double-digit tackle games: 11 at Iowa (Oct. 22, 2005) and 10 vs. Ohio State (Nov. 19, 2005).
- Earned All-Big Ten honorable mention from conference coaches in 2005.
- Third on the team in tackles with a career-best 81 stops in 2005, including four TFLs, two forced fumbles, one interception and five pass breakups.



WOLVERINE BITES

JAKE LONG

- Team Captain
- Outland Trophy and Lombardi Award candidate.
- 2006 Frederick Matthaei Award recipient as the junior-to-be-gridder who displays leadership, drive and achievement on the athletic field and in the classroom.
- Appeared in 21 games and made 18 starts at offensive tackle.
- 2004 Freshman All-American.
- 2004 All-Big Ten second team (coaches ballot).



MIKE HART

- Reached the century mark rushing in three straight games to start 2006.
- U-M has a 12-1 record when he gains 100 rushing yards.
- Hart has a school record four career 200-yard rushing games.
- Has played in 24 career games and made 20 starts at tailback.
- Has scored 20 career touchdowns; 18 rushing and two receiving.
- Caught 46 passes for 416 yards (9.0 avg.) during career.
- 2004 Freshman All-American.
- 2004 Big Ten Freshman of the Year.
- 2004 All-Big Ten first team.



Career Rushing Yardage List

Player	Yards	Years	Hart Needs:
1. Anthony Thomas	4,472	1997-00	1,878
2. Jamie Morris	4,393	1984-87	1,799
3. Tyrone Wheatley	4,178	1991-94	1,584
4. Butch Woolfolk	3,861	1978-81	1,267
5. Chris Perry	3,696	2000-03	1,102
6. Rob Lytle	3,317	1973-76	723
7. Billy Taylor	3,072	1969-71	478
8. Gordon Bell	2,900	1973-75	306
9. T. Biakabutuka	2,810	1993-95	216
10. Lawrence Ricks	2,751	1979-82	157
11. Harlan Huckleby	2,624	1975-78	30
12. Mike Hart	2,594	2004-06	
13. Ricky Powers	2,554	1990-93	
14. Russell Davis	2,550	1975-78	

Hart's Career Bests

Rushing

Attempts: 40, at Illinois (Oct. 16, 2004)
Yards: 234, at Illinois (Oct. 16, 2004)
TDs: 3, twice (last vs. Central Michigan, Sept. 9, 2006)
Long: 34, vs. Northwestern (Nov. 13, 2004)

Receiving

Receptions: 6, vs. Minnesota (Oct. 9, 2004)
Yards: 53, vs. Minnesota (Oct. 9, 2004)
TDs: 1, twice (last vs. Northern Illinois, Sept. 4, 2005)
Long: 39, at Ohio State (Nov. 20, 2004)

Branch Providing Push Up the Middle

Junior defensive tackle **Alan Branch** (*Rio Rancho, N.M./Cibola HS*) has teamed with Terrance Taylor to become a force on the inside of Michigan's defensive line. Branch recorded a season-best three solo tackles against Wisconsin, with two tackles for loss and his first sack of the season. He has started all four games at defensive tackle and is tied for second among defensive linemen with eight stops, all solo, including three TFLs and one sack.

Branch enters the Minnesota game looking to make his 15th consecutive start. He needs six tackles to reach 50 in his career. Branch has amassed 44 tackles in 28 career games, with 15 TFLs and eight sacks. He has appeared in 26 straight games along the defensive front. A Ted Hendricks Award candidate, Branch earned the Richard Katcher Award as the team's top defensive lineman after collecting a career high 31 stops in 2005, including 10 TFLs and five sacks.

Branch Forcing Fumbles

In addition to his success clogging the middle of the Wolverines' defensive front, **Alan Branch** has forced the opposition to cough up the football. Branch has forced two of the team's seven fumbles this season, ranking tied for 11th nationally in forced fumbles per contest (0.50 avg.). He stripped Vanderbilt quarterback Chris Nickson in the opener and stripped Central Michigan running back Ontario Sneed the following week. Both opponent turnovers were converted into points, with Garrett Rivas hitting a field goal against the Commodores and Kevin Grady punching the ball across the goal line against the Chippewas.

Jamison Provides Complement at End

Junior defensive end **Tim Jamison** (*Riverdale, Ill./Harvey Thornton HS*) has provided the Wolverines with a complement to Rondell Biggs and LaMarr Woodley. Jamison sacked Wisconsin's John Stocco and Notre Dame's Brady Quinn for his two tackles this season. Jamison has played in the past three games after missing the opener. He has played in 16 career games, contributing 12 stops, six TFLs and five sacks.

Taylor Tackles

Sophomore nose tackle **Terrance Taylor** (*Muskegon, Mich./Muskegon HS*) enters the Minnesota game after tallying the top statistical game of his 14-game career. Taylor recorded two tackles against Wisconsin, doubling his career output of one stop last season against Minnesota (Oct. 8, 2005). He has started all four games in the trenches, tallying the two stops, one pass breakup and one fumble recovery against Vanderbilt. Taylor was a state champion wrestler as a senior and was the state champion in power lifting three times.

Burgess Third in Stops

Senior linebacker **Prescott Burgess** (*Warren, Ohio/Warren G. Harding HS*) enters the Minnesota game third on the team in stops. Burgess has started the past three games at will linebacker and played in all four contests, tallying 17 tackles on the season, including two

tackles for loss and one sack. He leads the team with two interceptions and is tied for top honors with five pass breakups. Burgess contributed a season-best seven tackles and one sack against Wisconsin. He earned the Big Ten Defensive Player of the Week and Nagurski National Player of the Week after registering five tackles, one TFL, three pass breakups and two interceptions against Notre Dame. He intercepted ND's Brady Quinn on the game's second offensive play, returning the ball 31 yards for a touchdown. Burgess returned the second pick 35 yards to the Irish's four-yard line in the third quarter. He tallied one stop against Central Michigan and four tackles and one PBU vs. Vanderbilt.

Burgess Nears 150 Career Stops

With seven stops against the Badgers, **Prescott Burgess** needs 10 stops to reach 150 in his career. He has amassed 140 tackles, six tackles for loss, two sacks, four interceptions, two fumble recoveries and 13 PBUs during his career. A three-year letterman, Burgess has recorded four or more stops in 15 of his last 16 games heading into the Minnesota game. He has played in 39 career contests and made 15 starts at linebacker in his past 16 games. Burgess earned All-Big Ten honorable mention from the conference coaches after finishing as the team's third-leading tackler with 81 stops in 2005.

Crable Cracking Opponents

Senior outside linebacker **Shawn Crable** (*Massillon, Ohio/Washington HS*) enters the Minnesota game needing one stop to set a new career high for tackles in a season. Crable is fifth on the team with 14 tackles this season, equaling his career-best total accumulated last season. In addition to his 14 stops, Crable has 3.5 tackles for loss, one sack and one fumble recovery. Thirteen of his 14 stops have been solos, including four against Wisconsin and one tackle behind the line of scrimmage. Crable has tallied four stops in three of the four games (Wisconsin, Notre Dame and Vanderbilt) and has a two-tackle effort against Central Michigan. He has 35 stops in 25 career games, with 7.5 TFLs, five sacks, one fumble recovery and five pass breakups.

Trent Tacklin' Opposition

Junior cornerback **Morgan Trent** (*Brighton, Mich./Orchard Lake St. Mary's HS*) heads into the battle for Little Brown Jug playing the best football of his career. A consistent performer since being inserted into the starting lineup the past three games, Trent has tallied five or more stops in each contest and is second on the team with 18 tackles. He made five solo tackles and one tackle for loss against Wisconsin after matching his career high with six stops and one fumble recovery at Notre Dame. Trent collected five solo stops against Central Michigan. He tallied two solo tackles as a reserve vs. Vanderbilt. A converted wide receiver, Trent has played in 15 career contests and started eight games in the secondary. He has 40 stops, two TFLs, one interception and six pass breakups during his career.

Adams Attacking Line of Scrimmage

Junior safety **Jamar Adams** (*Charlotte, N.C./Butler HS*) heads into the Minnesota game as a versatile run stopper and defensive quarterback in the secondary. Adams is fourth on the team with 15 tackles this season, including one sack, and three pass breakups. Adams tallied three solo stops against Wisconsin. He made four tackles at Notre Dame after tallying two solo stops and a career-best two PBUs against Central Michigan. Adams opened the season by tying for the team-lead with six stops, one sack and one PBU vs. Vanderbilt. Adams has started 10 straight games in the secondary and 12 games overall. He needs two stops to reach 50 in his career, accumulating 48 tackles, two TFLs, one sack and five PBUs in 24 career games.

Defense Scores Three TDs

Michigan's defense begins the conference slate having contributed three touchdowns this season. The Wolverines scored a pair of touchdowns at Notre Dame, the first multi-TD game defensively since the 1998 season (Citrus Bowl, Jan. 1, 1999). **Prescott Burgess** intercepted Brady Quinn on the game's second play and returned it 31 yards for a score and **LaMarr Woodley** capped the scoring with a 54-yard fumble return for a TD in the fourth quarter. A week earlier, senior linebacker **Max Pollock** (*Takoma Park, Md./Montgomery Blair HS*) returned his first career interception 12 yards for a touchdown against Central Michigan. All three players scored their first career points on the defensive scores. This is the most defensive touchdowns for the Wolverines since the 1998 team scored four times on interception returns.

OFFENSIVE NOTES

Long Leading the Way

Senior co-captain and left tackle **Jake Long** has helped pave the way for Michigan's ground game and provides the backside help for Henne in the passing game. Long has started all four games at left tackle this season after playing his first two seasons at right tackle. An Outland and Lombardi award candidate, he has started 18 games at offensive tackle and appeared in 20 contests during his career. Long was presented with the Frederick Matthaei Award as the junior-to-be-gridder who has displayed leadership, drive and achievement on the athletic field and in the classroom following spring drills this year.

He missed the first seven games of the 2005 regular season due to a foot injury during fall camp but returned to the lineup as a reserve at Iowa and went on to start the final four contests. A 2004 Freshman All-America and All-Big Ten second team selection, Long played in 12 games and started the final 10 contests of the season.

Manningham Equals Touchdown

Sophomore wide receiver **Mario Manningham** (*Warren, Mich./Warren G. Harding HS*) has become a scoring threat every time he touches the football for the Wolverines. Manningham leads the team with six touchdowns this season, five of those coming in the past two games. He is averaging a touchdown reception every 2.7 catches this season and averages a TD every

3.6 receptions during his career. All but one of his 12 career TD receptions has been over 20 yards, with the game-winning 10-yard catch against Penn State on the game's final play being Manningham's only score inside the red zone.

Manningham Leads Receiving Effort

Mario Manningham has become one of the nation's top receiving threats this season. He leads the Wolverines in every receiving category, grabbing 16 passes for 321 yards and six touchdowns. He is averaging a team-best 20.1 yards per catch. Manningham cracked the century mark for the second straight week, catching a career-best seven passes for 113 yards and two touchdowns. He was named the Big Ten Offensive Player of the Week and the national player of the week after catching four passes for 137 yards at Notre Dame, including touchdown receptions of 69, 20 and 22 yards.

Manningham needs seven receptions for 50 in his career and 246 yards to reach 1,000 receiving yards. He has 43 catches for 754 yards (17.5 avg.) and 12 touchdowns in 16 career games. Manningham has three career 100-yard receiving games, including back-to-back 100-yard performances the past two weeks.

Manningham in the Rankings

Category	Avg.	Big Ten	NCAA
Receptions	4.0	10th	T100th
Receiving Yards	80.2	3rd	28th
Total Receiving Yards	321	3rd	T19th
Touchdowns	6	1st	T2nd

Arrington Making Key Catches


Junior wide receiver **Adrian Arrington** (*Cedar Rapids, Iowa/Washington HS*) has become a valuable addition to the Wolverines' passing attack the past two weeks. Arrington had 111 of his 132 receiving yards the past two weeks. He set career highs with four receptions for 79 yards against Wisconsin, with a 33-yard career long reception. Arrington made a pair of 16-yard catches at Notre Dame. He is third in receptions (eight) and receiving yards (123) this season and is second to Manningham with an average of 15.4 yards per catch. Arrington enters the Minnesota game looking to collect his first career touchdown reception.

Breaston Balancing Offense

Senior wide receiver **Steve Breaston** (*North Braddock, Pa./Woodland Hills HS*) is a big play threat every time he touches the ball offensively. Breaston is second on the team in receptions (14) and receiving yards (140) and lists fourth in rushing with 48 yards on four carries. He made two catches for five yards vs. Wisconsin. Breaston made a season-best six receptions for 42 yards at Notre Dame. He seeks his first scoring play of the season when the Wolverines travel to Minnesota.

WOLVERINE BITES

CHAD HENNE



- His streak of 28 straight starts is tied for the seventh longest active string in the NCAA.
- Has compiled a 20-8 record as a starter.
- Thrown at least one touchdown pass in 26 of his 28 career games.
- Completed 515-of-869 passes (58.9 pct.) for 5,948 yards with 55 touchdowns and 24 interceptions.
- Thrown for at least 200 yards in 17 of his 28 starts.
- Averaging a school record 212.4 yards passing per game.
- Reached 3,000, 4,000 and 5,000 career passing yards faster than any quarterback in school history.
- 2004 Freshman All-American.
- Henne became the first true freshman quarterback to start a Rose Bowl game, completing 18-of-34 passes for 227 yards and a bowl-record-tying four touchdowns vs. Texas (Jan. 1, 2005).
- He is the first true freshman quarterback in conference history to lead his squad to a Big Ten title.

Henne's 2006 Passing Statistics

Third Down: 13-27 (48.1) for 195 yards, 4 TDs, 3 Ints., 5 Sacks
First Half: 32-50 for 431 yards, 4 TDs, 2 Int.
Second Half: 20-38 for 248 yards, 4 TDs, 2 Int.
Fourth Quarter: 8-15 for 108 yards, 1 TDs, 1 Int.

Henne's Career Passing Statistics

Record as a Starter: 20-8
Third Down: 124-220 (56.4 pct.) for 1,328 yards, 16 TDs, 8 Ints.
First Half: 301-495 (60.8) for 3,268 yards, 28 TDs, 11 Ints.
Second Half: 214-374 (57.2) for 2,580 yards, 26 TDs, 13 Ints.
Fourth Quarter: 100-181 (55.2) for 1,439 yards, 13 TDs, 6 Ints.
Overtime: 7-9 for 74 yards, 2 TDs

Career Passing Attempts

Player	Att.	Years	Henne Needs:
1. John Navarre	1,366	2000-03	497
2. Chad Henne	869	2004-06	
3. Elvis Grbac	835	1989-92	
4. Todd Collins	711	1991-94	
Tom Brady	711	1996-99	

Career Completions

Player	Comp.	Years	Henne Needs:
1. John Navarre	765	2000-03	250
2. Elvis Grbac	522	1989-92	7
3. Chad Henne	515	2004-06	
4. Todd Collins	457	1991-94	
5. Tom Brady	443	1996-99	

Career Passing Yards


Player	Yards	Years	Henne Needs:
1. John Navarre	9,254	2000-03	3,306
2. Elvis Grbac	6,460	1989-92	512
3. Chad Henne	5,948	2004-06	
4. Todd Collins	5,858	1991-94	
5. Jim Harbaugh	5,449	1983-86	

Career Touchdown Passes

Player	TDs	Years	Henne Needs:
1. John Navarre	72	2000-03	17
2. Elvis Grbac	71	1989-92	16
3. Chad Henne	55	2004-05	
4. Rick Leach	48	1975-78	
5. Steve Smith	42	1980-83	

WOLVERINE BITES

STEVE BREASTON



- Joined Wisconsin's Nick Davis as the only players in Big Ten history to amass 1,000 career yards in three different categories.
- Holds Michigan's career record in punt returns (115) and punt return yardage (1,468). He has three punt return TDs.
- Set Michigan season records in punt returns (45) and yards (619) in 2003.
- Holds Big Ten record for career punt return yards.
- Hauled in 112 receptions for 1,166 yards and eight touchdowns during career.
- Carried the ball 37 times for 294 yards and scored two rushing TDs.
- Has 63 kickoff returns for 1,586 yards (25.2 avg.) and one TD during career.
- He needs one touchdown on returns to break a four-way tie for the school record.
- He holds the school record for total returns (178) and total return yards (3,054) in a career.
- He has increased his total return yardage each of his first three seasons (810 in 2003, 981 in 2004 and 1002 in 2005). Those are the top three total return yardage marks for a season in U-M history.
- Gained over 1,300 all-purpose yards all three seasons.
- Has five career games with at least 200 all-purpose yards, including a Rose Bowl record 315 yards against Texas (2005) and an Alamo Bowl record 224 yards against Nebraska (2005).
- Became first player in Michigan history to gain 1,000 return yards in a season during the 2005 season (1,002 yards on 52 touches).
- 2003 Freshman All-American.
- Big Ten co-Freshman of the Year in 2003.

Breaston's Returns:

Punt Returns	2003	2004	2005	2006	Total
10+	19	10	12	10	51
15+	14	6	11	5	36
20+	9	5	7	4	25
30+	6	2	2	0	10
40+	3	1	2	0	6

Kickoff Returns

	2003	2004	2005	2006	Total
20+	6	17	14	1	38
30+	1	7	7	0	15
40+	0	4	5	0	9

Career Kickoff Returns

Player	Ret.	Years	Breaston:
1. Anthony Carter	63	1979-82	
2. Steve Breaston	63	2003-06	

Career Kickoff Return Yards

Player	Yards	Years	Breaston:
1. Anthony Carter	1,606	1979-82	17
2. Steve Breaston	1,589	2003-06	

Breaston's Top Return Games:

- Total Returns:** 11* vs. Nebraska in Alamo Bowl (12/28/2005)
- Total Return Yards:** 223* vs. Texas in Rose Bowl (1/1/2005)
- Kickoff Returns:** 6, vs. Texas in Rose Bowl (11/2005)
- Kickoff Return Yards:** 221* vs. Texas in Rose Bowl (1/1/2005)
- Punt Returns:** 9*, vs. Wisconsin (9/23/2006)
- Punt Return Yards:** 116, vs. Wisconsin (9/23/2006)

* denotes school records

Breaston Chasing Top 10 in Receptions

Steve Breaston heads into the Minnesota game needing eight catches for 120 in his career. Breaston became the 14th player in school history to eclipse 100 career receptions in the season opener against Vanderbilt. Breaston has 112 catches for 1,166 yards and eight receiving scores. He needs 13 receptions to reach Michigan's top 10 in career receptions. Breaston was third on the team in receptions (26) and receiving yards (291) and added two receiving scores in 2005.

Hart Nears 500 Yards

Junior tailback **Mike Hart** (*Syracuse, N.Y./ Onondaga Central HS*) heads into the Minnesota game 23 rushing yards shy of 500 on the season. Hart leads the Big Ten in rushing and lists ninth nationally at 119.2 yards per contest. He has carried the ball 104 times for 477 yards (4.6 avg.) and scored a team-leading five rushing scores. A Doak Walker Award candidate, Hart has surpassed the century mark on three occasions and gained 91 yards on 23 carries against Wisconsin. He has surpassed the 100-yard barrier 13 times during his career; U-M has compiled a 12-1 mark when he reaches 100 rushing yards.

Hart's Rushing in 2006

Vanderbilt: 31 for 146 yards, 0 TDs
 Central Michigan: 19 for 116 yards, 3 TDs
 at Notre Dame: 31 for 124 yards, 1 TD
 Wisconsin: 23 for 91 yards, 1 TD

Hart's 2006 Rushing Statistics:

Record when Gaining 100 Yards: 3-0
First Half: 58 for 282 yards (4.9 avg.), 3 TDs
Second Half: 46 for 195 yards (4.2 avg.), 2 TDs
Fourth Quarter: 20 for 85 yards (4.3 avg.), 1 TD

Hart's Career Rushing Statistics:

Record when Gaining 100 Yards: 12-1
First Half: 262 for 1216 yards (4.6 avg.), 9 TDs
Second Half: 201 for 1373 yards (6.8 avg.), 9 TDs
Fourth Quarter: 126 for 643 yards (5.1 avg.), 4 TDs
Overtime: 3 for 6 yards (2.0 avg.)

Hart in Big Ten Play

Mike Hart enters the Minnesota game with eight career 100-yard rushing efforts in Big Ten play. He has surpassed the century list against six of the Big Ten's 10 other teams and has gained 200 yards rushing in four of those eight contests. Hart rushed 23 times for 91 yards and one touchdown in the conference opener vs. Wisconsin. The 2004 Big Ten Freshman of the Year, he has 352 carries for 1,772 yards (5.0 avg.) and 13 touchdowns during his 14-game conference career. Hart is averaging 127 rushing yards per contest.

Hart Protecting the Pigskin

Mike Hart heads into Minneapolis with 524 consecutive offensive touches without losing a fumble. Hart had his streak of 450 touches without a fumble come to end against Central Michigan, when he fumbled the ball on the opening play of the game, but teammate Mario Manningham recovered. Hart completed the 2005 football season without a fumble, touching the ball 166 times (150 carries and 16 recep-

tions) without a miscue. He carried the ball 230 times and added 22 receptions in eight-plus games in 2004 following his only career fumble. The only previous time Hart fumbled the ball in his career was on a running play near the Iowa end zone during the fourth quarter of the Big Ten opener (Sept. 25, 2004).

Hart Chasing Top 10 in Rushing

Mike Hart heads to Minnesota closing on Michigan's top 10 career rushing list. Hart has rushed 536 times for 2,584 yards and scored 18 touchdowns in 24 career games. He is 12th on Michigan's career rushing list and needs 157 yards to reach the top 10 in the annals. A Doak Walker Award candidate, Hart is sixth among active players in rushing yards. He is 1,878 yards shy of the Michigan career rushing record of 4,472 yards set by current Buffalo Bills' running back Anthony Thomas (1997-2000).

Hart led the team in rushing last season despite missing four-plus games due to injury. He gained 662 rushing yards on 150 carries and scored four rushing touchdowns. Hart surpassed the 100-yard rushing barrier in four contests, with three straight 100-yard plus games: Michigan State (218), Minnesota (109) and Penn State (108). In 2004, Hart was named a Freshman All-American, the Big Ten Freshman of the year and an All-Big Ten first team selection after rushing for a rookie record 1,455 yards on 282 carries.

Hart Catching the Pigskin

Mike Hart has been a major factor in the Wolverines' passing attack during his career both as a receiver and as a pass protector. Hart needs four catches to reach 50 in his career, having caught 46 receptions for 416 yards (9.0 avg.) with two touchdowns. He caught a screen pass for 12 yards against Wisconsin. Hart has four receptions for 25 yards (6.2 avg.) this season. He has caught at least one reception in 21 of his 24 career games. He snared 16 passes for 154 yards and one TD in 2005 after posting 26 receptions for 237 yards and one TD as a freshman. Hart is already ninth in career receptions among Michigan running backs all-time and lists seventh in receiving yards.

Henne Nears 6,000 Passing Yards

Junior quarterback **Chad Henne** (*Wyomissing, PA/Wilson HS*) enters the Minnesota game needing 52 passing yards to reach 6,000 in his career. He has completed 515-of-869 passes for 5,948 yards and thrown 55 touchdowns during his career. A three-year starter, Henne lists third all-time on Michigan's career passing yardage list, 3,306 yards behind John Navarre's (2000-03) career total. Henne has climbed to second on the school's career passing chart for attempts, ranks third in completions and touchdown passes and is third in passing yards.

Henne Spreading Ball Around

Chad Henne heads into the Minnesota game having completed passes to 10 different receivers this season. He has completed 52-of-88 passing attempts for 679 yards and seven touchdowns with four interceptions. Henne

completed 18-of-25 passes for 211 yards and two touchdowns on Wisconsin. At Notre Dame, he completed 13-of-22 passes for a season-best 220 yards and three touchdowns. He went 11-for-19 for 113 yards against Central Michigan and completed 10-of-22 passes for 135 yards and threw for two scores while adding 20 yards on eight carries in the season-opening victory against Vanderbilt.

Henne Tossing Touchdowns

The leader of the aerial strike, **Chad Henne** has thrown seven touchdown passes this season, with five to Mario Manningham in the last two weeks. He has tossed at least one touchdown pass in 26 of his 28 career games and has 19 multi-touchdown passing games. He is second on Michigan's career passing TD list and is 17 TDs shy of Navarre's school-record mark. His school record streak of 17 straight games with a touchdown pass was snapped against Minnesota (Oct. 8) in 2005. Henne tied the U-M single-game record with four-TD games against Michigan State and Texas in the Rose Bowl game during the 2004 season.

Henne Among National QB Leaders in Starts

Chad Henne has started a team-leading 28 consecutive games and is tied for seventh nationally in career starts among active signal callers. He is 10th at Michigan in career starts by a quarterback.

Henne Fifth in Passing TDs Nationally

With two passing touchdowns against the Badgers, **Chad Henne** ranks fifth among active Division I-A quarterbacks in career touchdown passes (55). He is 12 scores back of Kevin Kolb of Houston, who is fourth nationally with 67 scores. Henne is 10th in attempts (869), 12th in completions (515) and 13th in passing yards (5,984) among active signal callers. He ranks as the only junior in the top 10 for career touchdowns thrown, with the second closest junior being Colt Brennan of Hawaii with 44 touchdowns.

Grady Grounding Out Yards

Sophomore tailback **Kevin Grady** (*Grand Rapids, Mich./East Grand Rapids HS*) heads into the Minnesota game second on the team in rushing this season. Grady has rushed 27 times for 98 yards (3.6 avg.) and scored two touchdowns. He carried four times for 13 yards vs. Wisconsin. Grady carried a season-high 12 times for 46 yards against Central Michigan, and scored on a three-yard run. In 2005, Grady was second on the team with 483 rushing yards on 121 carries and added 14 receptions for 113 yards. He has rushed 148 times for 581 yards (3.9 avg.) and scored seven rushing TDs in 15 career games.

Possessing the Ball

The Wolverines lead the Big Ten and list ninth nationally in time of possession this season. U-M has possessed the ball for an average of 33:51 during the first four games. Michigan held the ball for 33-plus minutes against its first three opponents: Central Michigan (36:45), Vanderbilt (33:29) and Notre Dame (33:56). The Wolverines held the ball for 31:15 against Wisconsin.

Grounding Out Yards

The Wolverines' offense enters the Minnesota game listed 29th nationally and fifth in the conference in rushing, averaging 182.2 yards per contest. Michigan gained 246 yards rushing vs. Vanderbilt and followed up with a season-best 252-yard effort against Central Michigan. The Wolverines added 120 yards at Notre Dame and 111 yards vs. Wisconsin. Michigan has rushed a league-leading 181 times for 729 yards (4.0 avg.) and has scored seven rushing touchdowns. U-M ranked ninth in the Big Ten in rushing offense (161.6 avg.) last season.

Scoring In Quarters

Michigan heads into Minnesota having tallied points in 15 of its 16 quarters this season. U-M scored double digits in half of those 16 quarters and has scored at least a touchdown in 13 of them. Michigan kept the streak alive with defensive touchdowns in the fourth quarter of victories against Central Michigan and Notre Dame. Wisconsin held U-M scoreless for the only time this season during the opening quarter.

Red Zone Efficient

U-M heads into the Minnesota game taking advantage of its red zone possessions in 2006. The Wolverines have scored on 15 of their 16 possessions (93.8 pct.) inside the opposition's 20-yard line, tallying nine touchdowns and six field goals. The only time Michigan did not convert in the red zone this season was against Wisconsin, a failed fourth-and-one try from the Badgers' 19-yard line. Last season, Michigan finished the year ranked eighth in the Big Ten with a 79.3 conversion percentage in the red zone (46-58).

SPECIAL TEAMS NOTES

Breaston Returning Punts

Steve Breaston heads into the Minnesota game after setting a school record for punt returns. He returned a school record nine punts for 116 yards against Wisconsin, setting career highs with both totals. Breaston's 116-yard output was the fourth-best single-game total in U-M history. Six of his nine returns were 10 yards or better, with his three best returns of 2006 leading to 17 of Michigan's 27 points against the Badgers. Breaston's season-best 29-yard punt return in the second quarter set up U-M's first score that tied the game at 7-7. He set up U-M's final 10 points in the fourth quarter with a 27-yard return to set up Mike Hart's five-yard run and his 22-yard return set up a 32-yard Garrett Rivas field goal. He had four punt returns for 64 yards against the Irish, with each totaling more than 10 yards. Breaston had returns of 14, 11, 21 and 18 yards vs. Notre Dame. He is third in the Big Ten in punt returns (10.6 avg.) this season, returning 17 punts for 201 yards (11.8 avg.).

WOLVERINE BITES

MARIO MANNINGHAM




- Has five receiving touchdowns in the past two weeks.
- Named the Big Ten Offensive Player of the Week on back-to-back games (at Notre Dame and Wisconsin).
- Earned three national player of the week honors following his performance against the Irish: USA Today, Walter Camp Football Foundation and Cingular Wireless All-America of the Week.
- Leads team with 16 receptions for 321 yards (20.1 avg.) and six touchdowns this season.
- All but one of his 12 career touchdown receptions has come from outside the red zone.
- He has 17 career plays from 20 yards or better (16 receiving, one rushing).
- Has three career 100-yard receiving games.
- Team's second leading receiver in 2005, catching 27 passes for 433 yards and six touchdowns.
- *The Sporting News* Freshman All-America honorable mention in 2005.
- Caught game-winning 10-yard TD pass from Chad Henne as time expired against Penn State (Oct. 15, 2005).
- Has played in 20 career games and started seven contests.
- He needs seven catches for 50 in his career.
- Manningham has 43 receptions for 754 yards (17.5 avg.) and 12 touchdowns.

WOLVERINE BITES

GARRETT RIVAS

- 2006 Lou Groza Award candidate.
- Semifinalist for the Groza Award in 2005.
- Three-year letterman and starter at placekicker.
- Fourth all-time at Michigan in scoring with 300 career points.
- Converted 55-of-71 field goals and 135-of-143 PATs during career.
- Third in U-M annals in career field goals and field goals attempted.
- Tied for third in career field goal percentage (77.5 pct.).
- Hit career long 48-yard field goal against Vanderbilt in the 2006 opener.
- Two-time All-Big Ten honorable mention from coaches and media (2004-05).



Career Field Goals Scored

Player	FGM	Years	Rivas Needs:
1. Remy Hamilton	63	1993-96	8
2. Mike Gillette	57	1985-88	2
3. Garrett Rivas	55	2003-06	

Career Field Goals Attempted

Player	FGA	Years	Rivas Needs:
1. Remy Hamilton	82	1993-96	11
2. Mike Gillette	81	1985-88	10
3. Garrett Rivas	71	2003-06	

Career Field Goal Percentage

Player	FG Pct.	Years
1. Bob Bergeron	82.9 (35)	1981-84
2. Jay Feely	76.9 (26)	1995-98
3. Garrett Rivas	77.5 (71)	2003-06

Rivas' Field Goal Kicking

Range	2006	2005	Career (Pct.)
10-19	0-0	2-2	2-2 (100.0)
20-29	1-1	8-10	18-21 (85.7)
30-39	5-5	6-7	23-28 (82.1)
40-49	2-3	3-6	12-20 (60.0)
50+	0-0	0-1	0-1 (0.0)

Rivas' Career Bests

- Points:** 15, at Northwestern (Oct. 29, 2005)
FGs Attempts: 5, at Purdue (Oct. 23, 2004)
FGs Made: 4, twice (last at Northwestern, Oct. 29, 2005)
PATs: 8, vs. Illinois (Oct. 18, 2003)
Long FG: 48, vs. Vanderbilt (Sept. 2, 2006)

Career Points Scored

Player	FGA	Years	Rivas Needs:
1. Anthony Thomas	336	1997-00	36
2. Tyrone Wheatley	324	1991-94	24
3. Mike Gillette	307	1985-88	7
4. Garrett Rivas	300	2003-06	
5. Remy Hamilton	280	1993-96	

Breaston Tops Big Ten Record Book

Steve Breaston pushed his Michigan and Big Ten career punt return yardage total closer to 1,500 yards with a 116-yard outburst against Wisconsin. Breaston has 115 career punt returns for a record 1,468 yards (12.8 avg.) and three touchdowns. He is second among active players nationally in career punt return yards, trailing only Ryne Robinson of Miami (Ohio).

Big Ten's Career Punt Return Yardage List

Player, Team	No-Yards	Years
1. Steve Breaston, U-M	115-1,468	2003-06
2. Jim Leonhard, UW	105-1,347	2001-04
3. Bruce Branch, PSU	109-1,171	1998-2001

Breaston Eyes Kickoff Return Marks

Steve Breaston needs one kick return and 21 yards to break Anthony Carter's career kickoff return records at Michigan. Carter had 63 returns for 1,606 yards. Breaston has returned 63 kicks for 1,586 yards and he scored his lone touchdown on a 95-yard return against Minnesota (Oct. 8, 2005). He has four career 100-yard-plus kickoff return games, including a school-record 221-yard effort against Texas in the 2005 Rose Bowl and a 146-yard performance vs. Nebraska in the Alamo Bowl last season.

All-Purpose Breaston

Steve Breaston enters the Big Ten season looking to reach 1,000 all-purpose yards for the fourth consecutive season. He is second on the team with 449 all-purpose yards on 39 touches (11.5 avg.) this season. Breaston has five rushes for 48 yards, 140 receiving yards on 14 catches, 17 punt returns for 201 yards and three kick returns for 60 yards.

Breaston led the team with 1,394 all-purpose yards on 88 touches (15.6 avg.) last season, with a kickoff return touchdown and two receiving scores. He is third among active Division I-A players in career all-purpose yards, trailing Northern Illinois' Garrett Wolfe (4,790) and Miami of Ohio's Ryne Robinson (4,733). Breaston has accumulated 4,510 all-purpose yards during his career and has five career 200-yard all-purpose games.

Breaston's 200-Yard All-Purpose Games:

Yards	Opponent, Date
315	vs. Texas, 2005 Rose Bowl, Jan. 1, 2005
272	Northwestern, Nov. 13, 2004
231	Minnesota, Oct. 8, 2005
224	vs. Nebraska, 2005 Alamo Bowl, Dec. 28, 2005
201	Indiana, Nov. 12, 2005

Special Performer

Michigan's all-purpose specialist, **Steve Breaston** became the first player in Michigan history to gain 1,000 return yards in a season. He totaled 1,002 yards on 52 touches (19.3 avg.) in 2005. He returned 29 punts for 356 yards and had 23 kickoffs for 646 yards and one touchdown. He has five career games with at least 200 all-purpose yards, including a Rose Bowl record 315 yards against Texas (2005) and an Alamo Bowl record 224 yards against Nebraska (2005). He is one of only two players in Big Ten history to amass 1,000 career yards in three different

categories and is second all-time in conference history in punt return yards. Breaston has 115 punt returns for 1,468 yards and returned 63 kickoffs for 1,586 yards, reaching the end zone four times on returns (three punt returns, one kickoff return).

Rivas Third Nationally in Field Goals

Garrett Rivas enters the Minnesota game having converted two field goals in each of the four games this season. His two field goal average is tied for third nationally this season. He has converted eight-of-nine field goal attempts, with his only miscue coming on a blocked 42-yard try against Vanderbilt. He leads the Big Ten in three kicking categories this season. Rivas tops the league in kick scoring (9.8 avg.), field goals (2.0 avg.) and field goal percentage (88.9 pct.). Rivas is tied for second in the Big Ten in overall scoring at 9.8 points per contest.

Rivas Leads Team in Scoring

Garrett Rivas leads the team in scoring with 39 points through four games this season. Rivas has converted eight-of-nine field goals and 15-of-16 point-after-attempts, with both miscues coming on blocks by the opponents. He has tallied at least nine points in all four games this season. Rivas is tied for second in the league with an average of 9.8 points per contest, and ranks 15th nationally in that category.

Three-Peat as Scoring Leader?

Garrett Rivas could achieve a feat only accomplished on two other occasions since 1938. He is looking to become the third player in school history to lead the team in scoring three consecutive seasons. Kicker Remy Hamilton led the Wolverines in scoring from 1994 through 1996 and halfback Dave Raimey paced the squad in points from 1960 through 1962.

Rivas Looks for Third Straight 90 Point Year

Garrett Rivas heads into the Minnesota game 51 points shy of 90 for the third straight season. Rivas has accumulated 39 points on the season. He tallied nine points in the opener against Vanderbilt, 10 against Central Michigan, 11 points at Notre Dame and nine points against Wisconsin. Rivas could join Michigan's career leading rusher, Anthony Thomas, as the only players in school history to score 90 points in a season three times.

Rivas Hits 300-Point Total

A three-year starter, **Garrett Rivas** is fourth all-time on Michigan's scoring list with 300 career points. He is eight points from passing Mike Gillette (1985-88) and establishing a new school record for points by a kicker. Rivas has scored double digits in 10 career games. Current Buffalo Bills running back Anthony Thomas holds Michigan's career scoring record with 336 total points (1997-2000).

Rivas on Groza Award Watch List

Garrett Rivas has been selected to the Watch List for the Lou Groza Collegiate Place-Kicker Award. Rivas is one of 30 Watch List candidates for the 15th annual Lou Groza Award. Rivas was a semifinalist for the award last season.

NCAA STATISTICS

Team

Scoring Offense	T18th, 35.50 avg.
Total Offense	51st, 357.25 avg.
Rushing Offense	29th, 182.25 avg.
Passing Offense	78th, 175.0 avg.
Passing Efficiency	31st, 142.11 rating
Scoring Defense	T25th, 14.5 avg.
Total Defense	5th, 217.0 avg.
Rushing Defense	1st, 18.5 avg.
Passing Defense	71st, 198.5 avg.
Pass Efficiency Defense	22nd, 101.10 rating
Net Punting	52nd, 36.33 avg.
Punt Returns	34th, 11.82 avg.
Kickoff Returns	91st, 17.70 avg.
Turnover Margin	T8th, 1.50 avg.
Turnovers Gained	T6th, 11 total
Turnovers Lost	T25th, 5 total
Fumbles Recovered	T1st, 7 total
Fumbles Lost	T6th, 1 total
Passes Intercepted	T42nd, 4 total
Passed Had Intercepted	T65th, 4 total
Fewest Penalties	T51st, 5.75 avg.
Fewest Penalty Yards	T84th, 56.75 avg.
Punt Return Defense	T12th, 3.00 avg.
Kickoff Return Defense	94th, 22.27 avg.
Third Down Efficiency	T90th, 33.3 pct.
Fourth Down Efficiency	T34th, 66.7 pct.
Opponent Third Down Efficiency	5th, 21.7 pct.
Opponent Fourth Down Efficiency	41st, 37.5 pct.
Sacks	T6th, 4.00 avg.
Sacks Allowed	T43rd, 1.50 avg.
Tackles for Loss	T9th, 8.50 avg.
Tackles for Loss Allowed	T21st, 4.25 avg.
Time of Possession	9th, 33:51 avg.

Individual

Rondell Biggs	Tackles for Loss	T67th, 1.25 avg.
.....	Sacks	T36th, .75 avg.
Alan Branch	Fumbles Forced	T11th, .50 avg.
Steve Breaston	Punt Returns	T29th, 11.82 avg.
.....	All-Purpose Yards	49th, 112.25 avg.
Prescott Burgerss	Interceptions	T29th, .50 avg.
.....	Passes Defended	T32nd, 1.25 avg.
Brandent Englemon	Fumbles Forced	T43rd, .33 avg.
Leon Hall	Passes Defended	T32nd, 1.25 avg.
David Harris	Solo Tackles	T39th, 5.25 avg.
.....	Tackles for Loss	T89th, 1.13 avg.
Mike Hart	Rushing	9th, 119.25 avg.
.....	Scoring	T52nd, 7.5 avg.
.....	All-Purpose Yards	30th, 125.5 avg.
Chad Henne	Passing	71st, 13.00 comp.
.....	Total Pass Yards	53rd, 679 yds
.....	Passing Yards	63rd, 169.75 avg.
.....	Pass Efficiency	34th, 141.1 rat.
.....	Total Offense	72nd, 169.5 avg.
.....	Points Responsible For	T54th, 10.50 avg.
Tim Jamison	Sacks	T55th, .67 avg.
Mario Manningham	Receiving Yards	28th, 80.25 avg.
.....	Total Receiving Yards	T19th, 321 yds
.....	Scoring	T17th, 9.0 avg.
.....	Points Responsible For	T76th, 9.0 avg.
Garrett Rivas	Field Goals	T3rd, 2.00 avg.
.....	Scoring	15th, 9.75 avg.
.....	Points Responsible For	74th, 9.75 avg.
Johnny Sears	KO Return	89th, 17.80 avg.
LaMarr Woodley	Tackles for Loss	T25th, 1.63 avg.
.....	Sacks	T6th, 1.25 avg.

BIG TEN STATISTICS

Team

Scoring Offense	4th, 35.5 avg.
Total Offense	7th, 357.2 avg.
Rushing Offense	5th, 182.2 avg.
Passing Offense	9th, 175.0 avg.
Passing Efficiency	4th, 142.1 rating
Scoring Defense	4th, 14.5 avg.
Total Defense	1st, 217.0 avg.
Rushing Defense	1st, 18.5 avg.
Passing Defense	9th, 175.0 avg.
Passing Efficiency Defense	3rd, 101.1 rating
Punt Returns	3rd, 11.8 avg.
Kickoff Returns	9th, 17.7 avg.
Kickoff Coverage	10th, 40.6 avg.
Net Punting	4th, 38.2 avg.
Turnover Margin	1st, +8 - 1.5 pg
First Downs	6th, 76 total
Opponent First Downs	1st, 51 total
Third Down Conversions	10th, 33.3 pct
Opponent Third Down Conversions	2nd, 21.7 pct.
Fourth Down Conversions	5th, 66.7 pct.
Opponent Fourth Down Conversions	4th, 37.5 pct.
Sacks	1st, 17 for 138 yards
Sacks Against	T7th, 6 for 37 yards
Penalties	9th, 56.8 avg.
Opponent Penalties	6th, 46.8 avg.
Red Zone Offense	2nd, 93.8 pct.
Red Zone Defense	9th, 83.3 pct.
Field Goals	1st, 88.9 pct.
PAT Kicks	10th, 94.1 pct.
Time of Possession	1st, 33:51 avg.

Individual

Alan Branch	Fumbles Forced	T1st, .50 avg.
Steve Breaston	All-Purpose Yards	8th, 112.2 avg.
.....	Punt Returns	3rd, 11.8 avg.
Prescott Burgess	Interceptions	T4th, .50 avg.
.....	Pass Defended	T4th, 1.25 avg.
Brandent Englemon	Fumbles Forced	T6th, .33 avg.
Leon Hall	Passes Defended	T4th, 1.25 avg.
David Harris	Tackles	T18th, 6.5 avg.
Mike Hart	Rushing	1st, 119.2 avg.
.....	All-Purpose Yards	5th, 125.5 avg.
.....	Scorings (TDs)	T5th, 7.5 avg.
Chad Henne	Passing	7th, 169.8 avg.
.....	Total Offense	8th, 169.5 avg.
.....	Pass Efficiency	6th, 141.1 rat.
Mario Manningham	Receptions	10th, 4.00 avg.
.....	Receiving Yards	3rd, 80.2 avg.
.....	Scoring (TDs)	T2nd, 9.0 avg.
Zoltan Mesko	Punting	4th, 43.2 avg.
Garrett Rivas	Scoring	2nd, 9.8 avg.
.....	Scoring (Kick)	1st, 9.8 avg.
.....	Field Goals	1st, 2.00 avg.
.....	Field Goal Percentage	1st, 88.9 pct.
.....	PAT Kicking Percentage	10th, 93.8 pct.
Morgan Trent	Fumbles Recovered	T4th, .25 avg.
.....	Tackles	T47th, 4.5 avg.
LaMarr Woodley	Sacks	1st, 1.25 avg.
.....	Tackles for Loss	T3rd, 1.62 avg.
.....	Fumbles Recovered	T1st, .50 avg.

MICHIGAN VS. MINNESOTA NOTES

ALL-TIME SERIES

H: 35-12-1 / A: 30-12-2 / N: 2-0

Year	W/L	Score	Site	Rank
1892	L	6-14	A	
1893	L	20-34	H	
1895	W	20-0	1	
1896	W	6-4	A	
1897	W	14-0	1	
1902	W	23-6	H	
1903	T	6-6	A	
1909	W	15-6	A	
1910	W	6-0	H	
1919	L	7-34	H	
1920	W	3-0	A	
1921	W	38-0	H	
1922	W	16-7	A	
1923	W	10-0	H	
1924	W	13-0	A	
1925	W	35-0	H	
1926	W	20-0	H	
1926	W	7-6	A	
1927	L	7-13	H	
1929	W	7-6	A	
1930	W	7-0	H	
1931	W	6-0	H	
1932	W	3-0	A	
1933	T	0-0	H	
1934	L	0-34	A	
1935	L	0-40	H	
1936	L	0-26	A	
1937	L	6-39	H	
1938	L	6-7	A	
1939	L	7-20	H	10/-
1940	L	6-7	A	3/2
1941	L	0-7	H	3/-
1942	L	14-16	A	4/13
1943	W	49-6	H	10/11
1944	W	28-13	A	
1945	W	26-0	H	10/16
1946	W	21-0	A	13/-
1947	W	13-6	H	1/-
1948	W	27-14	A	1/13
1949	W	14-7	H	12/3
1950	T	7-7	A	14/-
1951	W	54-27	H	
1952	W	21-0	H	19/-
1953	L	0-22	A	5/-
1954	W	34-0	H	-/8
1955	W	14-13	A	1/-
1956	L	7-20	H	5/-
1957	W	24-7	A	20/14
1958	W	20-19	H	
1959	W	14-6	A	
1960	L	0-10	H	-/6
1961	L	20-23	A	
1962	L	0-17	H	
1963	L	0-6	A	
1964	W	19-12	H	
1965	L	13-14	A	
1966	W	49-0	H	
1967	L	15-20	A	
1968	W	33-20	H	12/-
1969	W	35-9	A	
1970	W	39-13	H	5/-
1971	W	35-7	A	3/-
1972	W	42-0	H	5/-
1973	W	34-7	A	4/-
1974	W	49-0	H	3/-
1975	W	28-21	A	7/-
1976	W	45-0	H	1/-
1977	L	0-16	A	1/-
1978	W	42-10	H	8/-

MICHIGAN vs. MINNESOTA SERIES INFORMATION

Series Record: 67-24-3
Michigan Points: 2,105
Minnesota Points: 1,058
Record at Ann Arbor: Michigan leads 35-12-1
Record at Michigan Stadium: 29-10-1
Record at Minnesota: Michigan leads 30-12-2
Record at H.H.H. Metrodome: 10-0-0
Record at Neutral Site: Michigan leads 2-0
Games decided by 3 pts. or Less: Michigan leads 9-7-3
Games decided by 7 pts. or Less: Michigan leads 16-10-3
Longest Michigan Winning Streak: 16 (1987-2004)
Longest Michigan Losing Streak: 9 (1934-42)
Current Michigan Streak: Lost 1
Last 10 Games: Michigan leads 9-1
Biggest Michigan Win: 58-7 (1993)
Biggest Michigan Loss: 0-40 (1935)
Last Michigan Home Win: 2004 (U-M is 0-1 since)
Last Michigan Road Win: 2003 (Last Game)
Last Minnesota Home Win: 1977 (Gophers are 0-12 since)
Last Minnesota Road Win: 2005 (Last Game)

LAST MEETING AT MINNESOTA

#20 Michigan 38, #17 Minnesota 35

H.H.H. Metrodome, Oct. 10, 2003

The 100th anniversary of the game that began the Little Brown Jug rivalry proved to be a memorable one as Michigan mounted the greatest comeback in school history to pull out the 38-35 victory at Minnesota. Freshman Garrett Rivas' 33-yard field goal with 47 seconds remaining capped a 31-point fourth quarter for the Wolverines. Trailing 28-7 in the fourth quarter, fifth-year senior quarterback John Navarre orchestrated a 10-play, 80-yard drive that cut the deficit to 28-14. On the following Minnesota drive, sophomore safety Jacob Stewart stepped in front of a pass and returned his first career interception 34 yards for a touchdown that cut the Gophers lead to 28-21. After a Minnesota touchdown put them back up 14, three consecutive unanswered Michigan scoring drives proved to be the difference in the game. Junior receiver Braylon Edwards hauled in a 52-yard TD reception, Chris Perry ran 10 yards for a TD and Rivas kicked his first career game-winner from 33 yards away to complete an improbable come-from-behind victory. Navarre completed 33 of 47 passes for 353 yards and two touchdowns. Perry ran for 85 yards and caught a U-M running back record 11 passes for another 122 yards. Edwards grabbed seven receptions for 93 yards and one touchdown. The largest deficit Michigan previously had to overcome was 17 points vs. Virginia in the 1995 Pigskin Classic.

HISTORY OF THE LITTLE BROWN JUG

According to the 2005 NCAA records book, there are 65 trophy games involving Division I-A teams. They all owe their creation to the University of Michigan, the University of Minnesota, some misgivings about water and a 30-cent, putty-colored jug.

Michigan had won 28 straight games as it headed to Minneapolis for a battle with Minnesota in 1903. The Golden Gophers came into the game 10-0 on the season, with a crowd of 20,000 to root the home team on. Having doubts that Minnesota would provide pure water to the Michigan bench, head coach Fielding Yost ordered a manager, Tommy Roberts, to purchase a receptacle for drinking water which would be free from suspicion. Roberts purchased a five-gallon jug from a variety store in Minneapolis, and Michigan and Minnesota prepared to duel.

The Wolverines took a 6-0 lead in the first half, but the Gophers rallied to tie the game on a touchdown with two minutes remaining. When Minnesota blasted over the goal line, the fans, some sitting in trees and atop telephone poles, rushed the field in excitement. The pandemonium that ensued led to the game being called with time still left on the clock.

In their haste to leave and catch the train back to Chicago, the Michigan players dressed quickly and departed the stadium, leaving the jug behind. Minnesota equipment manager Oscar Munson found the jug the following morning and brought it to Director of Athletics L.J. Cooke. In remembrance of the exceptional tie, they decided to hold on to the jug and adorned it by painting, "Michigan Jug - Captured by Oscar, October 31, 1903," and the score "Minnesota 6, Michigan 6" on the side of the jug.

When Yost sent a letter requesting the return of the jug, Cooke wrote back, "If you want it, you'll have to come up and win it." Due to the brutality of the 1903 game, the two teams did not meet again until 1909, when Michigan did win the jug, 15-6. The Wolverines defended the jug in Ann Arbor in 1910, but due to Michigan's withdrawal from the Big Ten, the jug was not played for again until 1919.

The trophy disappeared from the trophy case of the Michigan Athletic Administration building in 1930 and was not found until 1934. Before the actual jug was found behind a clump of bushes by a gas station attendant in Ann Arbor, a replica of the prize was displayed in Michigan's trophy case. The authenticity of the original was confirmed by a flaw that could not be duplicated. Since then, the trophy has been carefully safeguarded.

The Wolverines and Gophers have met every year since 1929 and even played two games in 1926. After Minnesota reeled off eight consecutive wins from 1934-42, Michigan only led the trophy battle 14-11-1, but the Wolverines have won 49 of the last 60 games and 33 of the last 35 contests. Michigan's 27-24 win in Ann Arbor on Oct. 9, 2004, was its 16th straight over the Golden Gophers.

Dating back to 1909, the battle for the Little Brown Jug is the oldest trophy game in Division I-A. Sixteen years passed before the next trophy game was created. In 1925, the Illibuck (Illinois-Ohio State), the Old Oaken Bucket (Indiana-Purdue) and the Beer Barrel (Kentucky-Tennessee) trophies were first played for, the last of which was created, "to rival Michigan's Brown Jug."

TOP MICHIGAN PERFORMANCES vs. MINNESOTA

INDIVIDUAL BESTS

Rushing Attempts

42, Anthony Thomas, 1999
 35, Mike Hart, 2004
 34, Ron Johnson, 1968
 31, Jamie Morris, 1987
 30, Butch Woolfolk, 1979
 30, Ron Johnson, 1967

Rushing Yards

197, Anthony Thomas, 1999
 179, Jamie Morris, 1985
 175, Rob Lytle, 1976
 172, Billy Taylor, 1971
 161, Ron Johnson, 1968
 160, Mike Hart, 2004

Rushing Touchdowns

4, Rob Lytle, 1975
 3, Anthony Thomas, 2000
 3, Anthony Thomas, 1999
 3, Tony Boles, 1989
 3, Leroy Hoard, 1988
 3, Kerry Smith, 1983

Receptions

11, Chris Perry, 2003
 10, John Gabler, 1967
 10, Braylon Edwards, 2004
 9, Desmond Howard, 1990
 8, Tai Streets, 1998
 7, Jim Berline, 1967
 7, Lowell Perry, 1952
 7, Chris Howard, 1997
 7, Braylon Edwards, 2003

Receiving Yards

165, Lowell Perry, 1951
 123, Eric Kattus, 1985
 122, Chris Perry, 2003
 117, Tai Streets, 1998
 117, Desmond Howard, 1990
 101, David Terrell, 2000
 101, John Gabler, 1967

Receiving Touchdowns

3, Desmond Howard, 1991
 2, David Terrell, 2000
 2, Tai Streets, 1998
 2, Lowell Perry, 1952
 1, Many tied

Passing Attempts

49, Chad Henne, 2004
 47, John Navarre, 2003
 35, Scott Dreisbach, 1996
 31, Dennis Brown, 1967
 29, Tom Brady, 1999
 29, Chad Henne, 2005
 27, Tom Brady, 1998

Passing Completions

33, Chad Henne, 2004
 33, John Navarre, 2003
 18, Tom Brady, 1998
 18, Dennis Brown, 1967
 17, Tom Brady, 1999
 17, Scott Dreisbach, 1996
 17, Jim Harbaugh, 1985

Passing Yards

353, John Navarre, 2003
 328, Chad Henne, 2004
 300, Jim Harbaugh, 1986
 283, Jim Harbaugh, 1985
 233, Drew Henson, 2000
 226, Tom Brady, 1999

Passing Touchdowns

4, Elvis Grbac, 1990
 3, Elvis Grbac, 1991
 2, Chad Henne, 2004
 2, John Navarre, 2003
 2, Drew Henson, 2000
 2, Tom Brady, 1998
 2, Brian Griese, 1995
 2, Elvis Grbac, 1992
 2, Michael Taylor, 1989
 2, Rick Leach, 1976
 2, Ted Kress, 1952

TEAM BESTS

Rushing Attempts: 70, 1975

Rushing Yards: 490, 1975

Passing Attempts: 49, 2004

Passing Completions: 34, 2003

Passing Yards: 389, 2003

Total Offense: 604, 1985

SERIES SCORES (cont.)

Year	W/L	Score	Site	Rank
1979	W	31-21	H	11/-
1980	W	37-14	A	
1981	W	34-13	A	15/-
1982	W	52-14	H	20/-
1983	W	58-10	A	9/-
1984	W	31-7	H	
1985	W	48-7	A	8/-
1986	L	17-20	H	2/-
1987	W	30-20	A	
1988	W	22-7	H	14/-
1989	W	49-15	A	3/-
1990	W	35-18	H	16/-
1991	W	52-6	A	4/-
1992	W	63-13	H	3/-
1993	W	58-7	A	
1994	W	38-22	H	19/-
1995	W	52-17	H	9/-
1996	W	44-10	A	10/-
1997	W	24-3	H	4/-
1998	W	15-10	A	22/-
2001	W	31-10	H	12/-
2002	W	41-24	A	13/-
2003	W	38-35	A	20/17
2004	W	27-24	H	14/13
2005	L	20-23	H	24/-

1-Detroit, Mich.

STARTING LINEUPS

MICHIGAN STARTING LINEUPS • OFFENSE

OPPONENT	SE	LT	LG	C	RG	RT	TE	FL	QB	FB	TB
Vanderbilt	Breaston	Long	Kraus	Bihl	Mitchell	Riley	Ecker	Manningham	Henne	Tabb*	Hart
Central Mich.	Breaston	Long	Kraus	Bihl	Mitchell	Riley	Ecker	Manningham	Henne	Butler#	Hart
Notre Dame	Breaston	Long	Kraus	Bihl	Mitchell	Riley	Ecker	Manningham	Henne	Oluigbo	Hart
Wisconsin	Breaston	Long	Kraus	Bihl	Mitchell	Riley	Ecker	Manningham	Henne	Oluigbo	Hart

Minnesota
Michigan St.
Penn State
Iowa
Northwestern
Ball State
Indiana
Ohio State

* started in a three wide receiver formation.

* started in a two tight end formation.

MICHIGAN STARTING LINEUPS • DEFENSE

OPPONENT	DE	DT	DT	DE	SAM	MIKE	WILL	LCB	SS	FS	RCB
Vanderbilt	Woodley	Branch	Taylor	Biggs	Crabbe	Harris	Graham	Hall	Adams	Englemon	Stewart
Central Mich.	Woodley	Branch	Taylor	Biggs	Mundy*	Harris	Burgess	Hall	Adams	Englemon	Trent
Notre Dame	Woodley	Branch	Taylor	Biggs	Harrison*	Harris	Burgess	Hall	Adams	Mundy	Trent
Wisconsin	Woodley	Branch	Taylor	Biggs	Crabbe	Harris	Burgess	Hall	Adams	Mundy	Trent

Minnesota
Michigan St.
Penn State
Iowa
Northwestern
Ball State
Indiana
Ohio State

* started five defensive backs.

MICHIGAN DEPTH CHART • vs. MINNESOTA

OFFENSE

FL # 15 Steve Breaston*** (6-1, 180, 5th Sr.)
17 Carl Tabb*** (6-2, 204, 5th Sr.)
26 Alijah Bradley** (5-6, 171, 5th Sr.)

LT # 77 Jake Long** (6-7, 313, Sr.)
71 Mark Ortmann (6-6, 298, So.)

LG # 57 Adam Kraus** (6-6, 297, Sr.)
70 Jeremy Ciulla (6-4, 292, Jr.)

C # 54 Mark Bihl*** (6-5, 299, 5th Sr.)
60 David Moosman (6-4, 298, So.)
62 Tim McAvoy (6-5, 290, So.)

RG # 73 Alex Mitchell (6-5, 317, Jr.)
78 Justin Schifano (6-4, 300, So.)

RT # 72 Rueben Riley*** (6-4, 305, 5th Sr.)
75 Cory Zirbel (6-5, 296, So.)

TE # 89 Tyler Ecker*** (6-6, 246, 5th Sr.)
83 Mike Massey* (6-4, 234, Jr.)
or # 85 Carson Butler (6-4, 247, So.)
35 Brian Thompson (6-4, 240, 5th Sr.)

SE # 86 Mario Manningham* (6-0, 182, So.)
16 Adrian Arrington* (6-3, 190, Jr.)
13 Greg Mathews (6-3, 195, Fr.)

QB # 7 Chad Henne** (6-2, 224, Jr.)
19 Jason Forcier (6-2, 218, So.)

FB # 40 Obi Oluigbo** (6-0, 229, 5th Sr.)
34 Will Paul** (6-3, 251, Sr.)
39 Andre Criswell (6-1, 258, So.)

TB # 20 Mike Hart** (5-9, 196, Jr.)
3 Kevin Grady* (5-9, 216, So.)
4 Brandon Minor (6-0, 210, Fr.)
or # 23 Carlos Brown (6-0, 200, Fr.)
or # 24 Jerome Jackson*** (5-11, 206, Sr.)

SPECIAL TEAMS

P # 3 Ross Ryan* (6-1, 203, 5th Sr.)
or # 41 Zoltan Mesko (6-4, 230, So.)

FG/PAT # 38 Garrett Rivas*** (5-9, 211, Sr.)
34 Jason Gingell (5-9, 188, Jr.)

Punt Snap # 61 Turner Booth* (6-2, 259, 5th Sr.)
59 Sean Griffin (6-2, 229, Jr.)

FG/PAT Snap # 61 Turner Booth* (6-2, 259, 5th Sr.)
59 Sean Griffin (6-2, 229, Jr.)

FG/PAT Hold # 3 Ross Ryan* (6-1, 203, 5th Sr.)
7 Chad Henne (6-2, 224, Jr.)
or # 13 Jeff Kastl* (6-3, 214, 5th Sr.)

KO # 3 Ross Ryan* (6-0, 197, Fr.)
38 Garrett Rivas*** (5-9, 211, Sr.)

KR # 15 Steve Breaston*** (6-1, 180, 5th Sr.)
25 Johnny Sears (6-0, 184, So.)
or # 17 Carl Tabb*** (6-2, 204, 5th Sr.)

PR # 15 Steve Breaston*** (6-1, 180, 5th Sr.)
29 Leon Hall*** (5-11, 193, Sr.)

DEFENSE

DE # 56 LaMarr Woodley*** (6-2, 269, Sr.)
50 Jeremy Van Alstyne*** (6-4, 266, 5th Sr.)

NT # 67 Terrance Taylor* (6-0, 305, So.)
97 Will Johnson* (6-5, 291, Jr.)
95 Marques Walton (6-0, 292, Jr.)

DT # 80 Alan Branch** (6-6, 331, Jr.)
97 Will Johnson* (6-5, 291, Jr.)

DE # 91 Rondell Biggs*** (6-3, 278, 5th Sr.)
90 Tim Jamison* (6-3, 254, Jr.)
96 Eugene Germany (6-2, 279, So.)

SAM # 2 Shawn Crable* (6-6-5, 241, Sr.)
6 Prescott Burgess*** (6-3, 235, Sr.)

MIKE # 45 David Harris** (6-2, 239, 5th Sr.)
49 John Thompson* (6-1, 234, Jr.)

WILL # 6 Prescott Burgess*** (6-3, 235, Sr.)
37 Chris Graham** (5-11, 220, Jr.)
46 Brandon Logan** (6-0, 218, So.)

LCB # 29 Leon Hall*** (5-11, 193, Sr.)
25 Johnny Sears (6-0, 184, So.)

FS # 31 Branden Englemon** (5-11, 205, Sr.)
or # 21 Ryan Mundy** (6-1, 208, Sr.)

SS # 22 Jamar Adams** (6-2, 210, Jr.)
19 Willis Barringer*** (6-0, 210, 5th Sr.)

RCB # 5 Charles Stewart* (6-1, 196, Jr.)
or # 14 Morgan Trent* (6-1, 184, Jr.)
27 Brandon Harrison (5-8, 206, So.)

START CHARTS

OFFENSE	Current		
	'06	Streak	Career
Chad Henne	4	28	28
Mike Hart	4	6	20
Rueben Riley	4	5	19
Steve Breaston	4	6	18
Jake Long	4	8	18
Adam Kraus	4	4	13
Mark Bihl	4	7	11
Tyler Ecker	4	5	11
Brian Thompson	0	0	6

DEFENSE	Current		
	'06	Streak	Career
Leon Hall	4	18	28
LaMarr Woodley	4	5	24
David Harris	4	15	16
Ryan Mundy	3	3	15
Willis Barringer	0	0	14
Prescott Burgess	3	3	14
Alan Branch	4	14	14
Branden Englemon	0	0	12
Jamar Adams	4	11	12
Rondell Biggs	4	4	9
Chris Graham	1	0	5

SPECIALISTS	Current		
	'06	Streak	Career
Garrett Rivas	4	37	41
Ross Ryan	4	16	16
Turner Booth	4	16	16

LONGEST ACTIVE STREAKS	
Garrett Rivas (PK)	37
Chad Henne (QB)	28
Leon Hall (CB)	18
Ross Ryan (P/KO)	16
Turner Booth (LS)	16
David Harris (ILB)	15
Alan Branch (DE/DT)	14
Jamar Adams (S)	11

CAREER GAMES STARTED	
Garrett Rivas (PK)	41
Chad Henne (QB)	28
Leon Hall (CB)	28
LaMarr Woodley (DE)	24
Mike Hart (RB)	20
Rueben Riley (OL)	19
Steve Breaston (WR)	18
Jake Long (OT)	18
David Harris (ILB)	16
Ryan Mundy (S)	15

CAREER GAMES PLAYED	
Tyler Ecker (TE)	41
Leon Hall (CB)	41
Garrett Rivas (PK)	41
Brian Thompson (FB/TE)	41
Carl Tabb (WR)	41
Darnell Hood (CB)	40
LaMarr Woodley (DE)	40
Steve Breaston (WR/KR/PR)	39
Prescott Burgess (LB)	39
Mark Bihl (OL)	38
Willis Barringer (S)	34
Rondell Biggs (DE)	32
Jerome Jackson (RB)	29
Alijah Bradley (RB)	29
Rueben Riley (OL)	29
Alan Branch (DT)	28
Chad Henne (QB)	28
Ryan Mundy (S)	28
Obi Oluigbo (FB)	28
Jeremy Van Alstyne (DE)	28
Chris Graham (LB)	26
Mike Kolodziej (OL)	25

2006 MICHIGAN FOOTBALL ROSTERS

NUMERICAL ROSTER

No.	Player	Pos.
2	Crable, Shawn **	OLB
2	Smith, Landon	WR
3	Grady, Kevin *	RB
3	Ryan, Ross *	P
4	Hood, Darnell ***	CB
4	Minor, Brandon	RB
5	Stewart, Charles *	CB
6	Burgess, Prescott ***	OLB
7	Henne, Chad **	QB
8	Mouton, Jonas	S
8	Sheridan, Nick	QB
9	Campbell, Anton **	S
10	Ziegler, Jeff	QB
12	Cone, David	QB
12	Hornaday, Matt	S
13	Kastl, Jeff *	QB
13	Mathews, Greg	WR
14	Trent, Morgan *	CB
14	Jordan, Tyrone	WR
15	Breaston, Steve ***	WR
16	Arrington, Adrian *	WR
17	Tabb, Carl ***	WR
17	Mondol, Lee	QB
18	Bass, Antonio *	WR
18	Wright, Ben	WR
19	Barringer, Willis ***	S
19	Forcier, Jason	QB
20	Hart, Mike **	RB
20	McComb, Ian	S
21	Mundy, Ryan **	S
22	Adams, Jamar **	S
22	Plummer, Kyle	CB
23	Brown, Carlos	RB
24	Jackson, Jerome ***	RB
25	Sears, Johnny	CB
25	Thornbladh, Robbie	FB
26	Bradley, Alijah **	WR
26	Carl, Mike *	S
27	Harrison, Brandon *	S
27	Edwards, Shakir	DB
28	Richards, Chris	CB
28	Moore, Dan	ILB
29	Hall, Leon ***	CB
29	Conover, Jon	DB
30	Brown, Stevie	S
31	Englemon, Brandent **	S
32	Simpson, Mister	RB
33	Mixon, Cobrani	LB
33	Moundros, Mark	FB
34	Paul, Will **	FB
34	Gingell, Jason	PK
35	Thompson, Brian ***	TE
36	Patilla, Quintin	LB
37	Graham, Chris **	ILB
38	Rivas, Garrett ***	PK
38	Opong-Owusu, B.J. **	S
39	Criswell, Andre	FB
40	Oluigbo, Obi **	FB
41	Mesko, Zoltan	P
42	McLaurin, Chris	TE
43	Wright, Bryan	PK
44	McKinney, James	DT
44	Ezeh, Obinna	LB
45	Harris, Dave **	ILB
46	Logan, Brandon *	LB
49	Thompson, John *	ILB
50	Van Alstyne, Jeremy ***	DE
51	Pollock, Max	ILB
52	Schilling, Stephen	OL

ALPHABETICAL ROSTER

No.	Player	Pos.	Hgt.	Wgt.	Year	Hometown (High School/Previous School)
22	Adams, Jamar **	S	6-2	210	Jr.	Charlotte, N.C. (Butler)
16	Arrington, Adrian *	WR	6-3	190	Jr.	Cedar Rapids, Iowa (Washington)
92	Banks, Greg	DE	6-4	246	Fr.	Denver, Col. (Montbello)
19	Barringer, Willis ***	S	6-0	210	5th	Toledo, Ohio (Scott)
18	Bass, Antonio *	WR	6-0	197	So.	Jackson, Mich. (Jackson)
91	Biggs, Rondell ***	DE	6-3	278	5th	Southfield, Mich. (Lathrup)
54	Bihl, Mark ***	OL	6-5	299	5th	Washington Court House, Ohio (W.C.H.)
61	Booth, Turner *	LS	6-2	259	5th	Baltimore, Md. (Rockville)
65	Boren, Justin	OL	6-3	314	Fr.	Pickerington, Ohio (Pickerington North)
66	Bostic, William	LB	5-9	207	Fr.	Stafford, Texas (Thurgood Marshall)
26	Bradley, Alijah **	WR	5-6	171	5th	Richmond, Calif. (DeLaSalle Catholic)
80	Branch, Alan **	DT	6-6	331	Jr.	Rio Rancho, N.M. (Cibola)
15	Breaston, Steve ***	WR	6-1	180	5th	North Braddock, Pa. (Woodland Hills)
23	Brown, Carlos	RB	6-0	200	Fr.	Franklin, Ga. (Heard County)
30	Brown, Stevie	S	6-0	205	Fr.	Columbus, Ind. (Columbus East)
99	Buckman, Sam	K	6-4	204	Fr.	Tonka Bay, Minn. (Minnetonka HS)
6	Burgess, Prescott ***	OLB	6-3	235	Sr.	Warren, Ohio (Warren G. Harding)
85	Butler, Carson	TE	6-4	247	So.	Detroit, Mich. (Renaissance)
9	Campbell, Anton **	S	5-11	196	Sr.	O'Fallon, Mo. (Fort Zumwalt West)
26	Carl, Mike *	S	6-0	202	5th	Troy, Mich. (Troy Athens)
70	Ciulla, Jeremy	OL	6-4	292	Jr.	Kennesaw, Ga. (Kennesaw Mountain)
12	Cone, David	QB	6-6	201	Fr.	Statesboro, Ga. (Statesboro)
29	Conover, Jon	DB	6-2	200	Fr.	Northville, Mich. (Catholic Central)
2	Crable, Shawn **	OLB	6-5	241	Sr.	Massillon, Ohio (Washington)
39	Criswell, Andre	FB	6-1	258	So.	Detroit, Mich. (Renaissance)
64	DeBenedictis, Grant	OL	6-5	286	Jr.	Boca Raton, Fla. (St. Andrews)
79	Dorrestein, Perry	OL	6-7	317	Fr.	Plainfield, Ill. (Plainfield Central)
81	Dutch, Doug *	WR	5-11	201	Jr.	Bowie, Md. (Gonzaga College)
89	Ecker, Tyler ***	TE	6-6	246	5th	El Dorado Hills, Calif. (Oak Ridge)
27	Edwards, Shakir	DB	6-0	207	Jr.	Detroit, Mich. (Martin Luther King)
31	Englemon, Brandent **	S	5-11	205	Sr.	Covington, Ky. (Holmes)
44	Ezeh, Obinna	LB	6-2	213	Fr.	Grand Rapids, Mich. (Catholic Central)
94	Ferrara, John	DT	6-4	285	Fr.	Staten Island, N.Y. (Monsignor Farrell)
19	Forcier, Jason	QB	6-2	218	So.	San Diego, Calif. (St. Augustine)
74	Gallimore, Brett	OL	6-4	308	Jr.	Parkville, Mo. (Park Hill South)
96	Germany, Eugene	DE	6-2	279	So.	Pomona, Calif. (Pomona)
34	Gingell, Jason	PK	5-9	188	Jr.	Northville, Mich. (Catholic Central)
3	Grady, Kevin *	RB	5-9	216	So.	Grand Rapids, Mich. (East Grand Rapids)
55	Graham, Brandon	DE	6-2	274	Fr.	Detroit, Mich. (Crockett Technical)
37	Graham, Chris **	ILB	5-11	220	Jr.	Indianapolis, Ind. (Warren Central)
59	Griffin, Sean	LS	6-2	229	Jr.	Livonia, Mich. (Catholic Central)
29	Hall, Leon ***	CB	5-11	193	Sr.	Vista, Calif. (Vista)
45	Harris, Dave **	ILB	6-2	239	5th	Grand Rapids, Mich. (Ottawa Hills)
27	Harrison, Brandon *	S	5-8	206	So.	Dayton, Ohio (Chaminade-Julienne)
20	Hart, Mike **	RB	5-9	196	Jr.	Syracuse, N.Y. (Onondaga Central)
7	Henne, Chad **	QB	6-2	224	Jr.	Wyomissing, Pa. (Wilson)
4	Hood, Darnell ***	CB	5-11	192	5th	Detroit, Mich. (Bishop Gallagher)
12	Hornaday, Matt	S	5-10	188	So.	Germantown, Md. (Seneca Valley)
24	Jackson, Jerome ***	RB	5-11	206	Sr.	Saginaw, Mich. (Saginaw)
90	Jamison, Tim *	DE	6-3	254	Jr.	Riverdale, Ill. (Harvey Thornton)
97	Johnson, Will *	DT	6-5	291	Jr.	Oakland, Mich. (Lake Orion)
14	Jordan, Tyrone	WR	5-10	193	Sr.	Flushing, Mich. (Flushing)
88	Kachhal, Ankit	P/K	6-1	175	Sr.	Canton, Mich. (Canton)
13	Kastl, Jeff *	QB	6-3	214	5th	Clinton Township, Mich. (Chippewa Valley)
93	Kates, Jason	DT	6-3	352	Fr.	Harrisburg, Pa. (Bishop McDevitt)
63	Knill, Michael	DL	6-5	285	Sr.	Rochester Hills, Mich. (Adams)
76	Kolodziej, Mike ***	OL	6-7	305	5th	Joliet, Ill. (Joliet Catholic Academy)
57	Kraus, Adam **	OL	6-6	297	Sr.	New Orleans, La. (Brother Martin)
46	Logan, Brandon *	LB	6-0	218	So.	Lexington, Ky. (Lexington Catholic)
77	Long, Jake **	OL	6-7	313	Sr.	Lapeer, Mich. (Lapeer East)
84	Lopata, K.C.	PK	6-2	215	Jr.	Farmington, Mich. (Farmington)
60	Lyall, Patrick	OL	6-0	279	Jr.	Adrian, Mich. (Adrian)
86	Manningham, Mario *	WR	6-0	182	So.	Warren, Ohio (Warren G. Harding)
83	Massey, Mike *	TE	6-4	234	Jr.	Brecksville, Ohio (St. Ignatius)
13	Mathews, Greg	WR	6-3	195	Fr.	Orlando, Fla. (Edgewater)
62	McAvoy, Tim	OL	6-5	290	So.	Bloomington, Ill. (Bloomington)
20	McComb, Ian	S	6-2	205	Fr.	Lansing, Mich. (Waverly)
44	McKinney, James	DT	6-2	285	So.	Louisville, Ky. (Central)
42	McLaurin, Chris	TE	6-3	234	So.	Rochester Hills, Mich. (Orchard Lake St. Mary's)

2006 MICHIGAN FOOTBALL ROSTERS

ALPHABETICAL ROSTER

No.	Player	Pos.	Hgt.	Wgt.	Year	Hometown (High School/Previous School)
41	Mesko, Zoltan	P	6-4	230	So.	Twinsburg, Ohio (Twinsburg)
84	Middleton, David	WR	6-2	198	Fr.	Southfield, Mich. (Country Day)
4	Minor, Brandon	RB	6-0	210	Fr.	Richmond, Va. (Varina)
73	Mitchell, Alex	OL	6-5	317	Jr.	Reese, Mich. (Bay City Central)
33	Mixon, Cobrani	LB	6-1	226	Fr.	Cincinnati, Ohio (Colerain)
17	Mondol, Lee	QB	6-2	195	Fr.	Ventura, Calif. (Ventura)
28	Moore, Dan	ILB	6-0	219	Sr.	Canton, Mich. (Catholic Central)
60	Moosman, David	OL	6-4	298	So.	Libertyville, Ill. (Libertyville)
33	Moundros, Mark	FB	6-1	212	Fr.	Farmington Hills, Mich. (North Farmington)
8	Mouton, Jonas	S	6-2	217	Fr.	Los Angeles, Calif. (Venice)
21	Mundy, Ryan **	S	6-1	208	Sr.	Wilkins Township, Pa. (Woodland Hills)
58	North, Tim	DE	6-1	255	So.	Linden, Mich. (Linden)
68	Nowicki, Bryant	OL	6-8	340	Fr.	Bay City, Mich. (John Glenn)
92	Olesnavage, Jason	PK	6-4	205	So.	Ferndale, Mich. (Ferndale)
40	Oluigbo, Obi **	FB	6-0	229	5th	Laurel, Md. (Episcopal)
38	Opong-Owusu, B.J. **	S	5-11	201	5th	West Bloomfield, Mich. (Walled Lake Western)
55	Opong-Owusu, Ohene	LB	6-1	230	So.	West Bloomfield, Mich. (Walled Lake Western)
71	Ortmann, Mark	OL	6-6	298	So.	Klein, Texas (Klein)
36	Patilla, Quintin	LB	6-1	216	Fr.	Flint, Mich. (Carman-Ainsworth)
99	Patterson, Adam	DE	6-2	250	Fr.	Columbia, S.C. (Richland Northeast)
34	Paul, Will **	FB	6-3	251	Sr.	Chesterfield, Mo. (Parkway West)
22	Plummer, Kyle	CB	5-10	166	Sr.	Milford, Mich. (Milford)
51	Pollock, Max	ILB	6-1	218	Sr.	Takoma Park, Md. (Montgomery Blair)
69	Ramirez, Michael	OL	6-2	203	Fr.	Austin, Texas (Bowie HS)
28	Richards, Chris	CB	5-11	176	So.	Pacoima, Calif. (James Monroe)
72	Riley, Rueben **	OL	6-4	305	5th	Grand Rapids, Mich. (Creston)
38	Rivas, Garrett ***	PK	5-9	211	Sr.	Tampa, Fla. (Jesuit)
3	Ryan, Ross *	P	6-1	203	5th	Franklin, Mich. (Brother Rice)
62	Saigh, Jon	OL	6-4	294	Jr.	Kingsford, Mich. (Kingsford)
82	Savoy, LaTerryal	WR	6-2	205	So.	Mamou, La. (Mamou)
78	Schifano, Justin	OL	6-4	300	So.	Webster, N.Y. (Schroeder)
52	Schilling, Stephen	OL	6-5	300	Fr.	Bellevue, Wash. (Bellevue)
25	Sears, Johnny	CB	6-0	184	So.	Fresno, Calif. (Edison)
8	Sheridan, Nick	QB	6-1	190	Fr.	Saline, Mich. (Saline)
32	Simpson, Mister	RB	5-10	195	So.	Cincinnati, Ohio (Colerain)
2	Smith, Landon	WR	5-8	174	Sr.	San Jose, Calif. (Gunderson)
5	Stewart, Charles *	CB	6-1	196	Jr.	Farmington Hills, Mich. (Harrison)
17	Tabb, Carl ***	WR	6-2	204	5th	Ann Arbor, Mich. (Huron)
67	Taylor, Terrance *	DT	6-0	305	So.	Muskegon, Mich. (Muskegon)
35	Thompson, Brian ***	TE	6-2	240	5th	Saginaw, Mich. (Nouvel Catholic)
49	Thompson, John *	ILB	6-1	234	Jr.	Detroit, Mich. (Crockett Technical)
25	Thornbladh, Robbie	FB	6-1	225	Fr.	Ann Arbor, Mich. (Pioneer)
14	Trent, Morgan *	CB	6-1	184	Jr.	Brighton, Mich. (Orchard Lake St. Mary's)
50	Van Alstyne, Jeremy ***	DE	6-4	266	5th	Greenwood, Ind. (Center Grove)
95	Walton, Marques	DT	6-0	292	Jr.	Chicago, Ill. (Hubbard)
56	Woodley, LaMarr ***	DE	6-2	269	Sr.	Saginaw, Mich. (Saginaw)
18	Wright, Ben	WR	5-9	196	Jr.	Grosse Pointe, Mich. (Grosse Pointe North)
43	Wright, Bryan	PK	6-1	206	Fr.	Salem, Ohio (Salem)
10	Ziegler, Jeff	QB	6-6	205	Fr.	Dexter, Mich. (Dexter)
75	Zirbel, Cory	OL	6-5	296	So.	Murray, Ky. (Murray)

NUMERICAL ROSTER

No.	Player	Pos.
54	Bihl, Mark ***	OL
55	Graham, Brandon	DE
55	Opong-Owusu, Ohene	LB
56	Woodley, LaMarr ***	DE
57	Kraus, Adam **	OL
58	North, Tim	DE
59	Griffin, Sean	LS
60	Moosman, David	OL
60	Lyall, Patrick	OL
61	Booth, Turner *	LS
62	McAvoy, Tim	OL
62	Saigh, Jon	OL
63	Knill, Michael	DL
64	DeBenedictis, Grant	OL
65	Boren, Justin	OL
66	Bostic, William	LB
67	Taylor, Terrance *	DT
68	Nowicki, Bryant	OL
69	Ramirez, Michael	OL
70	Ciulla, Jeremy	OL
71	Ortmann, Mark	OL
72	Riley, Rueben **	OL
73	Mitchell, Alex	OL
74	Gallimore, Brett	OL
75	Zirbel, Cory	OL
76	Kolodziej, Mike ***	OL
77	Long, Jake **	OL
78	Schifano, Justin	OL
79	Dorrestein, Perry	OL
80	Branch, Alan **	DT
81	Dutch, Doug *	WR
82	Savoy, LaTerryal	WR
83	Massey, Mike *	TE
84	Lopata, K.C.	PK
84	Middleton, David	WR
85	Butler, Carson	TE
86	Manningham, Mario *	WR
88	Kachhal, Ankit	P/PK
89	Ecker, Tyler ***	TE
90	Jamison, Tim *	DE
91	Biggs, Rondell ***	DE
92	Banks, Greg	DE
92	Olesnavage, Jason	PK
93	Kates, Jason	DT
94	Ferrara, John	DT
95	Walton, Marques	DT
96	Germany, Eugene	DE
97	Johnson, Will *	DT
99	Patterson, Adam	DE
99	Buckman, Sam	K

PRONUNCIATION GUIDE

Jamar Adams.....	juh-MAR	Cobrani Mixon.....	CO-bronnie
Willis Barringer.....	BARE-in-jur	Lee Mondol.....	mon-DOLE
Mark Bihl.....	BEEEL	David Moosman.....	MOOSE-muhn
Justin Boren.....	BORE-in	Jonas Mouton.....	MOO-tahn
Jeremy Ciulla.....	CHEW-la	Bryant Nowicki.....	KNOW-wicky
Andre Criswell.....	CRIZ-well	Jason Olesnavage.....	o-less-NAV-ich
Perry Dorrestein.....	doris-TYNE	Obi Oluigbo.....	oh-BEE oh-LEE-bow
Obinna Ezeh.....	E-zay	B.J. Opong-Owusu.....	o-PONG oh-WOO-sue
John Ferrara.....	fuh-RAH-rah	Ohene Opong-Owusu.....	o'HENNY o-PONG oh-WOO-sue
Jason Forcier.....	FOUR-see-eh	Quintin Patilla.....	pa-TILL-ah
Jason Gingell.....	GIN-jell	Rueben Riley.....	RUE-ben
Chad Henne.....	HENNY (as in penny)	Garrett Rivas.....	REE-vas
Jeff Kastl.....	CASTLE	Jon Saigh.....	SAY
Ankit Kachhal.....	UN-kit cutchul	LaTerryal Savoy.....	la-TERRY-yell sa-VOY
Michael Knill.....	NIL	Robbie Thornbladh.....	thorn-BLADE
Mike Kolodziej.....	kah-LOW-jay	Jeremy Van Alstyne.....	all-STINE
K.C. Lopata.....	low-PAHTA	Marques Walton.....	Marcus
Zoltan Mesko.....	ZOLE-TAHN MESS-co	Cory Zirbel.....	ZER-bull

2006 INDIVIDUAL HONORS AND AWARDS

Jamar Adams, Safety

Phil Steele's All-Big Ten fourth team

Willis Barringer, Strong Safety

No. 5 SS in Big Ten, *The Sporting News*

Rondell Biggs, Defensive End

No. 8 DE in Big Ten, *The Sporting News*

Mark Bihl, Center

Dave Rimington Trophy (watch list)

Athlon Sports All-Big Ten first team

Phil Steele's All-Big Ten fourth team

No. 3 C in Big Ten, *The Sporting News*

Alan Branch, Defensive Tackle

Ted Hendricks Award (watch list)

No. 5 DT in Big Ten, *The Sporting News*

Phil Steele's All-Big Ten first team

Steve Breaston, Wide Receiver/Kick Return

Biletnikoff Award (watch list)

Maxwell Award (watch list)

Walter Camp Player of the Year (watch list)

Rivals.com All-America first team (KR)

Collegefootballnews.com All-America first team (PR/KR)

The Sporting News All-America second team (KR)

Blue Ribbon All-Big Ten first team (PR)

Collegefootballnews.com All-Big Ten first team (PR)

The Sporting News All-Big Ten second team (KR)

Lindy's All-Big Ten second team (AP)

Athlon Sports All-Big Ten second team (PR)

Collegefootballnews.com All-Big Ten second team (KR)

Phil Steele's All-Big Ten second team (PR/KR)

Phil Steele's All-Big Ten third team (WR)

No. 2 All-Purpose Player nationally, Lindy's

No. 2 returner nationally, *The Sporting News*

No. 8 WR in Big Ten, *The Sporting News*

No. 2 KR in Big Ten, *The Sporting News*

Prescott Burgess, Linebacker

Nagurski National Defensive Player of the Week

(at Notre Dame)

Big Ten Defensive Player of the Week (at Notre Dame)

The Sporting News All-Big Ten first team

Phil Steele's All-Big Ten second team

Athlon Sports All-Big Ten third team

No. 2 OLB in Big Ten, *The Sporting News*

No. 8 OLB nationally, *The Sporting News*

Tyler Ecker, Tight End

John Mackey Award (watch list)

The Sporting News All-Big Ten first team

Athlon Sports All-Big Ten second team

No. 5 TE nationally, *The Sporting News*

Brandon Engelmon, Free Safety

No. 3 FS in Big Ten, *The Sporting News*

Chris Graham, Linebacker

No. 5 ILB in Big Ten, *The Sporting News*

Leon Hall, Cornerback

Bronko Nagurski Trophy (watch list)

Jim Thorpe Award (watch list)

Ronnie Lott Trophy (watch list)

Playboy Magazine All-America

The Sporting News All-America first team

Lindy's All-America first team

Rivals.com All-America first team

Athlon Sports All-America third team

The Sporting News All-Big Ten first team

Athlon Sports All-Big Ten first team

Lindy's All-Big Ten first team

Blue Ribbon All-Big Ten first team

Collegefootballnews.com All-Big Ten first team

Phil Steele's All-Big Ten first team

Best run-support corner, *The Sporting News*

No. 1 CB nationally, Lindy's

No. 2 CB nationally, *The Sporting News*

No. 1 CB in Big Ten, *The Sporting News*

Dave Harris, Linebacker

Butkus Award (watch list)

Blue Ribbon All-Big Ten first team

Phil Steele's All-Big Ten first team

Athlon Sports All-Big Ten second team

No. 3 ILB in Big Ten, *The Sporting News*

Mike Hart, Running Back

Doak Walker Award (watch list)

Maxwell Award (watch list)

Walter Camp Player of the Year (watch list)

ESPN Player of the Game vs. Vanderbilt (Sept. 2)

Collegefootballnews.com All-America honorable mention

The Sporting News All-Big Ten first team

Athlon Sports All-Big Ten first team

Lindy's All-Big Ten first team

Phil Steele's All-Big Ten first team

Collegefootballnews.com All-Big Ten second team

No. 9 RB nationally, Lindy's

No. 13 RB nationally, *The Sporting News*

No. 2 RB in Big Ten, *The Sporting News*

Chad Henne, Quarterback

Maxwell Award (watch list)

Walter Camp Player of the Year (watch list)

Phil Steele's All-Big Ten fourth team

No. 7 QB nationally, Lindy's

No. 19 QB nationally, *The Sporting News*

Adam Kraus, Offensive Guard

The Sporting News All-Big Ten second team

Phil Steele's All-Big Ten third team

No. 3 OG in Big Ten, *The Sporting News*

Jake Long, Offensive Tackle

Team Captain

Outland Trophy (watch list)

Lindy's Magazine All-America second team

Athlon Sports All-Big Ten first team

Collegefootballnews.com All-Big Ten first team

Lindy's All-Big Ten second team

Phil Steele's All-Big Ten second team

No. 6 OT nationally, Lindy's

No. 6 OT in Big Ten, *The Sporting News*

Mario Manningham, Wide Receiver

Walter Camp Football Foundation National Offensive

Player of the Week (at Notre Dame)

Cingular Wireless ESPN Player of the Week

(at Notre Dame)

USA Today National Player of the Week (at Notre Dame)

The Sporting News National Player of the Week

(at Notre Dame)

Big Ten Offensive Player of the Week (Wisconsin)

Big Ten Offensive Player of the Week (at Notre Dame)

The Sporting News All-Big Ten second team

Lindy's All-Big Ten second team

Phil Steele's All-Big Ten second team

Athlon Sports All-Big Ten third team

No. 9 WR nationally, *The Sporting News*

No. 22 WR nationally, Lindy's

Ryan Mundy, Safety

Phil Steele's All-Big Ten first team

Athlon Sports All-Big Ten second team

Obi Oluigbo, Fullback

No. 5 FB in Big Ten, *The Sporting News*

Rueben Riley, Offensive Line

Phil Steele's All-Big Ten second team

Garrett Rivas, Kicker

Lou Groza Award (watch list)

The Sporting News All-Big Ten second team

Lindy's All-Big Ten second team

Collegefootballnews.com All-Big Ten second team

Athlon Sports All-Big Ten third team

No. 2 PK in Big Ten, *The Sporting News*

No. 12 PK nationally, *The Sporting News*

Terrance Taylor, Defensive Tackle

Phil Steele's All-Big Ten fourth team

Morgan Trent, Cornerback

Phil Steele's All-Big Ten third team

No. 5 CB in Big Ten, *The Sporting News*

LaMarr Woodley, Defensive End

Team Captain

Bednarik Award (watch list)

Bronko Nagurski Trophy (watch list)

Outland Trophy (watch list)

Ted Hendricks Award (watch list)

The Sporting News All-Big Ten first team

Athlon Sports All-Big Ten first team

Lindy's All-Big Ten first team

Blue Ribbon All-Big Ten first team

Collegefootballnews.com All-Big Ten first team


Phil Steele's All-Big Ten first team

No. 2 DE in Big Ten, *The Sporting News*

No. 4 OLB nationally, Lindy's


No. 10 DE nationally, *The Sporting News*

2006 NATIONAL AWARD CANDIDATES



MARK BIHL (C)

Dave Rimington Trophy (candidate)




ALAN BRANCH (DT)

Ted Hendricks Award (watch list)




STEVE BREASTON (WR)

Biletnikoff Award (watch list)
Maxwell Award (watch list)
Walter Camp Award (watch list)



TYLER ECKER (TE)

John Mackey Award (watch list)




LEON HALL (CB)

Bronko Nagurski Trophy (watch list)
Jim Thorpe Award (watch list)
Ronnie Lott Trophy (watch list)
Playboy Magazine All-America




DAVID HARRIS (ILB)

Butkus Award (watch list)




MIKE HART (RB)

Doak Walker Award (watch list)
Maxwell Award (watch list)
Walter Camp Award (watch list)



CHAD HENNE (QB)

Maxwell Award (watch list)
Walter Camp Award (watch list)




JAKE LONG (LT)

Outland Trophy (watch list)



GARRETT RIVAS (PK)

Lou Groza Award (watch list)



LAMARR WOODLEY (DE)

Bednarik Award (watch list)
Bronko Nagurski Trophy (watch list)
Outland Trophy (watch list)
Ted Hendricks Award (watch list)

HEAD COACH LLOYD CARR



Lloyd Carr: Head Coach ■ Northern Michigan (1968)

Michigan W-L: 106-34 (.757) 12 Seasons

Big Ten W-L: 69-20 (.775)

Lloyd Carr is 4-0 in his 12th season as head coach of the nation's all-time winningest football program in 2006.

Carr is fifth among active Division I-A football coach with a .757 winning percentage. He has compiled a 102-34 overall record as head coach and has led the Wolverines to five 10-win seasons. He trails only Fielding H. Yost (165-29-10) and Bo Schembechler (194-48-5) in career victories at Michigan, and has an impressive 68-20 Big Ten Conference mark; he is the active career leader in Big Ten wins. Carr is the eighth coach in Big Ten history and the third in Michigan history, joining Fielding H. Yost and Schembechler, to claim five or more Big Ten Conference titles (1997, 1998, 2000, 2003 and 2004).

He has been a member of the Wolverine football staff for 26 years. Prior to being elevated to head coach, Carr said he thought he held the greatest assistant coaching job in the country, serving 15 years under Bo Schembechler (1980-89) and Gary Moeller (1990-94). Carr joined Schembechler's staff in 1980 as the defensive secondary coach, was the defensive coordinator for eight seasons, and then moved into the position of assistant head coach for the final five years before becoming head coach in 1995.

Carr has guided the school to a bowl game in each of his 11 seasons. He is the first Wolverine coach to win four straight bowl games, doing so at the 2001 Florida Citrus Bowl, 2000 Orange Bowl, 1999 Citrus Bowl and 1998 Rose Bowl. Michigan has been ranked in the Associated Press Top 25 for all but seven of Lloyd Carr's career games, including 64 times in the top 10. His first bowl appearance was in San Antonio in 1995 when the Wolverines played Texas A&M in the Alamo Bowl.

During the 2005 season, Carr became the third coach in Michigan history and 11th in Big Ten history to amass 100 victories at his institution. Carr joined Yost (165-29-10) and Schembechler (194-48-5) as the only Wolverine coaches to reach the century mark in career victories.

Wolverine teams under Carr's direction have continued the strong tradition of Michigan football.

U-M went back-to-back as Big Ten Champions and earned the school's 19th trip to the Rose Bowl following a 7-1 conference slate during the 2004 season. The Wolverines battled Texas to the wire in the 91st Rose Bowl game, losing 38-37 on a field goal at the buzzer. Michigan rallied from deficits in five games to claim victory, including a 45-37 triple overtime win over Michigan State, with 17 points in four-plus minutes to send the game into overtime. U-M was led by an All-America quartet consisting of David Baas, Braylon Edwards, Marlin Jackson and Ernest Shazor. Baas won the Rimington Trophy as the nation's outstanding center and Edwards claimed the Biletnikoff Award as the top wide receiver in college football. Tailback Mike Hart, the Big Ten Freshman of the Year, and quarterback Chad Henne stepped into the starting lineup as true freshmen. Henne became only the second quarterback in U-M history to start as a true freshman and the first signal caller in Big Ten history to lead a team to a conference crown during his rookie campaign.

The 2003 Wolverines showed perseverance as they ran the table with six straight conference wins to claim the Big Ten title and a berth in the 2004 Rose Bowl. Trailing 28-7 entering the fourth quarter at Minnesota, Michigan rallied for the greatest comeback victory in school history with 31 points in the final stanza to defeat the Gophers 38-35. The victory set the stage for the championship run as the Wolverines outscored the opposition by a 221 to 75 margin from the start of the fourth quarter against the Gophers through the thrilling 35-21 victory against No. 4 Ohio State that clinched the outright conference crown.

Michigan faced seven nationally ranked teams during the 2003 season, including wins against three top 10-ranked teams in their final four regular season contests. The Wolverines posted victories against its three rivals -- Notre Dame, Michigan State and Ohio State -- for the sixth time in school history during the same season. U-M was led by All-America tailback Chris Perry, a Heisman Trophy finalist, Doak Walker Award winner and Big Ten Offensive Player of the Year. Perry, quarterback John Navarre, right tackle Tony Pape, left guard Baas and wide receiver Edwards led a Wolverine offense with their All-Big Ten first team selections.

Michigan started and concluded the 2002 football season in exciting fashion. Philip Brabbs connected on a 44-yard field goal on the game's final play for a 31-29 season-opening win against Washington, while Chris Perry scored four touchdowns in the season-ending 38-30 victory over Florida in the Outback Bowl. The Wolverines claimed their fourth 10-win season under Carr (10-3) and ranked No. 9 in both final national polls. U-M finished the conference season in third place with a 6-2 mark and suffered its only Big Ten losses to co-champions Iowa and Ohio State. Michigan defeated Penn State for the sixth straight year in a thrilling 27-24 overtime win at Michigan Stadium, the first extra session game in 'Big House' history.

The 2001 season saw U-M hand Penn State its first home shut-out in Joe Paterno's then 36-year coaching career, registering a 20-0 victory in Happy Valley, while defeating eventual Big Ten champion Illinois, 45-20. U-M earned its 27th consecutive bowl game appearance and finished the season with an 8-4 overall record.

During the 2000 campaign, Carr's squad claimed a share of the school's 40th conference crown with a thrilling 38-26 victory over Ohio State in Columbus. The Wolverines posted a 9-3 overall record, with all three setbacks coming by a total of seven points. Michigan finished the year with a No. 10-ranking in the USA Today/ESPN Coaches' poll and No. 11-ranking in the Associated Press poll after beating Auburn in the Florida Citrus Bowl.

Carr led Michigan to a 10-2 record in 1999, including an exciting Tom Brady led 35-34 overtime win against Alabama in the FedEx Orange Bowl. The Wolverines finished No. 5 in both the AP and USA Today/ESPN Coaches' polls and tied for second in the Big Ten Conference with a 6-2 record.

His 1998 Michigan squad rebounded from a 0-2 start to finish 10-3 and claim the program's 39th Big Ten Conference title. The

Championships
National Champions 1997
Big Ten Champions 2004, 2003, 2000, 1998, 1997
Coaching Honors
National Coach of the Year 1997 (6 honors)
Player Accolades
All-Big Ten First Team 41 players (59 citations)
All-Americans 20
NFL First-Round Draft Picks 8
NFL Draft Picks 45
Heisman Award Winners Charles Woodson (1997)
Academic All-Big Ten 104 citations
Academic All-Americans Jon Jansen (2nd, 1998) Rob Renes (1st, 1999/2nd, 1998) Adam Finley (2nd, 2004) Jason Avant (2nd, 2005)

LLOYD CARR'S YEAR-BY-YEAR COACHING RECORD

YEAR	OVERALL			BIG TEN CONFERENCE			POSTSEASON	FINAL AP RANK
	W	L	PCT.	W	L	PCT. PLACE		
MICHIGAN (11 Seasons)								
1995	9	4	.692	5	3	.625 T-3rd	Alamo Bowl vs. Texas A&M (L, 20-22)	17
1996	8	4	.667	5	3	.625 T-5th	Outback Bowl vs. Alabama (L, 14-17)	20
1997	12	0	1.000	8	0	1.000 1st	Rose Bowl vs. Washington State (W, 21-16)	NATIONAL CHAMPIONS
1998	10	3	.769	7	1	.875 T-1st	CompUSA Florida Citrus Bowl vs. Arkansas (W, 45-31)	12
1999	10	2	.833	6	2	.750 T-2nd	FedEx Orange Bowl vs. Alabama (W, 35-34 OT)	5
2000	9	3	.750	6	2	.750 T-1st	CompUSA Florida Citrus Bowl vs. Auburn (W, 31-28)	11
2001	8	4	.667	6	2	.750 2nd	Captial One Florida Citrus Bowl vs. Tennessee (L, 17-45)	20
2002	10	3	.769	6	2	.750 3rd	Outback Bowl vs. Florida (W, 38-30)	9
2003	10	3	.769	7	1	.875 1st	Rose Bowl vs. USC (L, 14-28)	6
2004	9	3	.750	7	1	.875 T-1st	Rose Bowl vs. Texas (L, 37-38)	14
2005	7	5	.583	5	3	.625 T-3rd	Alamo Bowl vs. Nebraska (L, 28-32)	NR
CAREER	102	34	.750	68	20	.773 5 titles	5 Bowl Victories	

Wolverines capped the season with a 45-31 victory over 11th-ranked Arkansas in the CompUSA Florida Citrus Bowl to ensure their second straight 10-win season. Carr led Michigan to eight consecutive wins and finished the year with victories in 10 of the last 11 games.

Michigan captured a Big Ten title and Rose Bowl victory behind the leadership of Carr in his third season at the helm. Carr and the Wolverines proved that excellence is a product of dedication, teamwork and execution; the direct result of which was Michigan's first national title in 49 years (1948 season).

Carr, who reached 25 wins faster than any current Big Ten coach, became just the second Big Ten coach to post an unde-

feated regular season record in just his third year of head coaching (Joe Paterno went 10-0 in 1968 but was not affiliated with the conference at that time). He also wrote himself into the NCAA record books, becoming just the seventh coach in NCAA history to have reached 29 wins in just three seasons of coaching.

In 1997, Carr put all the pieces together, posting the most impressive regular season campaign at U-M in more than 25 years. At the start of the season, coach Carr not only faced a schedule rated as one of the toughest in NCAA Division I-A, but also had the task of choosing a starting quarterback, while having to replace three All-Americans, four starters on defense and three starters on the offensive line.

Under Carr's steady hand, Michigan earned its first Big Ten title and Rose Bowl appearance in five seasons. With a 24-3 defeat of then No. 5 Colorado in the first game of the season, Michigan flexed its defensive muscles, giving fans a sneak peek of what to expect. Michigan remained perfect through its first three games, boosting Carr's September record to 10-0. Even with tough road contests against Michigan State, Penn State and Wisconsin, the Wolverines remained focused.

The culmination of Michigan's 1997 regular season proved to be the most dramatic contest of them all, with Michigan defeating No. 4 Ohio State, 20-14, in front of the largest crowd in Michigan Stadium history at the time. With the victory, coach Carr became just the third U-M coach to defeat Ohio State in each of his first three games, following coaching legends Yost and Fritz Crisler.

Carr and his Wolverines reached the summit of their journey when they defeated No. 7 Washington State, 21-16, in the Rose Bowl on Jan. 1. Two days later Michigan was named the Associated Press National Champion. A week later, the Wolverines were awarded the MacArthur Bowl by the National Football Foundation Hall of Fame and the Grantland Rice Trophy by the Football Writers Association of America, given annually to the nation's most outstanding football team.

Carr's leadership of the 1997 Wolverines earned him several national coaching honors, including the Walter Camp Football Foundation, American Football Coaches Association, Football News, Maxwell Football Club, Woody Hayes, and Paul "Bear" Bryant coach of the year awards. Carr became just the fourth Michigan coach to win coach of the year honors, behind Crisler (1947), Oosterbaan (1948) and Schembechler (1969).

Prior to being elevated to head coach, Carr said he thought he held the greatest assistant coaching job in the country, serving 15 years under Bo Schembechler (1980-89) and Moeller (1990-94). Carr joined Schembechler's staff in 1980 as defensive secondary coach, became defensive coordinator for eight seasons (1987-94), and then served the dual role as assistant head coach and defensive coordinator for the final five years (1990-94) before becoming head coach.

Carr moved into one of the nation's best head coaching positions on May 16, 1995, when then Michigan Director of Athletics Joe Roberson named him as the interim head coach of the Wolverines following the resignation of Moeller. On Nov. 13, 1995 Carr had the "interim" title removed. He is the 17th football coach in school history, but only the 10th since Yost made his debut in 1901.

Carr began his U-M head coaching tenure in dramatic fashion as his first game against Virginia provided the biggest comeback in Michigan history. The Wolverines trailed 17-0 with less than 12 minutes remaining, but came back to win with a touchdown pass on the final play of the game for an 18-17 victory.

The 1995 regular season culminated in a 31-23 home win over second-ranked and undefeated Ohio State in a game considered one of the biggest triumphs in school history.

The Wolverines finished the 1996 season with an appearance in their 22nd consecutive bowl game and ranked No. 20 in the national rankings. Highlights from Carr's second season included a road win against Colorado and home field victories against UCLA and arch-rival Michigan State. Michigan closed out the regular season with yet another win over an undefeated and second-ranked Ohio State team, this time by a score of 13-9 at Ohio Stadium.

In addition to his work on the football field, Carr is involved in the University, community and coaching fraternity. He has been active in support of women's athletics, endowing a women's

DID YOU KNOW?

– Lloyd Carr is one of only 11 current Division I-A coaches who have won a national title.

– He has the best winning percentage of all the previous Michigan coaches at Michigan Stadium. Carr is 62-9 (.873) in his career at the "Big House."

– Carr and the Michigan football staff conduct an annual women's football academy that benefits the comprehensive cancer center at Michigan.

– The U of M Club of Downriver annually awards the Lloyd Carr Scholarship to an outstanding senior from one of the Downriver high schools to support fine representation of the Downriver area at the University of Michigan.

– Carr and Regent David Brandon are currently co-chairs of the U-M Health System's "Champions for Children" campaign, that is a part of The Michigan Difference campaign taking place throughout the University.

– Carr was the first coach in Michigan Athletic Department history to endow a scholarship at the University.

The Lloyd H. Carr Scholarship for Women's Athletics

Lloyd Carr's belief in the value of athletics and the desire for strong programs throughout the University of Michigan Athletic Department motivated him to endow a scholarship in women's athletics. His gift reflects his commitment to his fellow coaches and to those athletes who strive for success on the field and in the classroom. Carr serves as an example for others who make strong commitments to their ideals. The 2005-06 recipient of the Lloyd H. Carr Scholarship for Women's Athletics is **Samantha Findlay**, who is a member of the softball team.

LLOYD CARR'S MILESTONE WINS

Win	Opponent	Score	Date
1	Virginia (Pigskin Classic)	18-17	Aug. 26, 1995
5	Miami (Ohio)	38-19	Sept. 30, 1995
10	Illinois	20-8	Aug. 31, 1996
15	at Minnesota	44-10	Oct. 26, 1996
20	Notre Dame	21-14	Sept. 27, 1997
25	Minnesota	24-3	Nov. 1, 1997
30	Eastern Michigan	59-20	Sept. 19, 1998
40	Notre Dame	26-22	Sept. 4, 1999
50	Bowling Green	42-7	Sept. 2, 2000
60	Western Michigan	38-21	Sept. 22, 2001
70	at Illinois	45-28	Sept. 28, 2002
75	Wisconsin	21-14	Nov. 16, 2002
80	Indiana	31-17	Sept. 27, 2003
90	at Indiana	35-14	Oct. 2, 2004
99	Penn State	27-25	Oct. 15, 2005
100	at Iowa	23-20 OT	Oct. 22, 2005

SUPERLATIVES UNDER LLOYD CARR

Overall: 106-34
 At Home: 65-9
 On the Road: 36-19
 Neutral: 5-6

By Month:
 August: 4-0
 September: 38-9
 October: 33-8
 November: 26-11
 December: 0-2
 January: 5-4

When Scoring First: 68-13
 When Opponent Scored First: 38-19
 When Scoring 20 or More Points: 95-19
 When Scoring Less Than 20 Points: 11-13
 When Leading at the Half: 81-13
 When Trailing at the Half: 17-17
 When Tied at the Half: 8-2
 When Leading after 3 Quarters: 86-13
 When Trailing after 3 Quarters: 13-16
 When Tied after 3 Quarters: 7-3
 When Outrushing the Opponent: 87-8
 With 35 or More Rushing Attempts: 101-14
 With Less Than 30 Passing Attempts: 61-7
 When Leading in Time of Possession: 76-11
 When Trailing in Time of Possession: 30-21

On Turf: 39-10
 On Grass: 67-22

When Leading in Takeaway/Turnover Ratio: 63-5
 When Even in Takeaway/Turnover Ratio: 20-7
 When Trailing in Takeaway/Turnover Ratio: 23-20
 With an Individual 100-Yard Rusher: 60-11
 With an Individual 200-Yard Passer: 57-23
 250-Yard Passer: 25-13
 With an Individual 100-Yard Receiver: 37-18
 With an Individual Opponent 100-Yard Rusher: 23-21
 With an Individual Opponent 200-Yard Passer: 40-14
 250-Yard Passer: 26-8
 With an Individual Opponent 100-Yard Receiver: 17-9

MICHIGAN

HEAD COACH LLOYD CARR

ASSISTANT COACHES

OFFENSE

Wide Receivers

Erik Campbell (12th season)

Offensive Coordinator/Tight Ends

Mike DeBord (11th season)

Running Backs

Fred Jackson (15th season)

Quarterbacks

Scot Loeffler (5th season)

Offensive Line

Andy Moeller (7th season)

DEFENSE

Defensive Coordinator/Safeties

Ron English (4th season)

Cornerbacks

Ron Lee (1st season)

Defensive Line

Steve Stripling (2nd season)

Linebackers

Steve Szabo (1st season)

ON THE FIELD

Erik Campbell
Fred Jackson
Andy Moeller
Ron English
Steve Stripling

IN THE BOOTH

Mike DeBord
Scot Loeffler
Ron Lee
Steve Szabo

SUPPORT STAFF

Graduate Assistant

Mark Elder (2nd season)

Graduate Assistant

Terry Heffernan (2nd season)

Quality Control

Kurt Anderson (1st season)

Quality Control

Shane Day (1st season)

Weight Training and Conditioning

Mike Gittelson (29th season)

Strength and Conditioning

Kevin Tolbert (6th season)

Assistant A.D./Football

Scott Draper (15th season)

Director of Football Operations

Brad Labadie (6th season)

Recruiting Coordinator

Chris Singletary (1st season)

sports scholarship that is presented annually to a female student-athlete at U-M. He initiated the Women's Football Academy that donates all proceeds to the University of Michigan Comprehensive Cancer Center. Carr was also the chairperson for the WJR/Special Olympics Golf Outing. He and his wife, Laurie, were also co-chairs of the 2002 Washtenaw County United Way Campaign. Carr served on the NCAA Rules Committee and was a member of the American Football Coaches Association Board of Trustees.

A three-sport athlete at Riverview High School, Carr was an all-state quarterback (1962) in football. He enrolled at Missouri for three years and was the backup quarterback on the Tigers' 1966 Sugar Bowl championship team.

Carr transferred to Northern Michigan University and quarterbacked the Wildcats to an undefeated season. He graduated from NMU in 1968 with his B.S. in education. Carr went on to earn his masters degree in education administration at NMU in 1970 under a Mott Fellowship.

Carr began his coaching career as a high school assistant at Nativity High in Detroit (1968-69) and at Belleville (Mich.) High School from 1970 to 1973. He was head coach at John Glenn High School (Westland, Mich.) from 1973-75, earning Regional Class A Coach of the Year honors in 1975 following an 8-1 season.

Carr's collegiate coaching career started with two seasons at Eastern Michigan (1976-77), followed by two seasons at Illinois (1978-79) before arriving at U-M.

In 1997, Carr was inducted into both the Catholic League and Northern Michigan University Halls of Fame. He was inducted into the Jewish Sports Hall of Fame during the 2004 season.

Carr is married to the former Laurie McCartney. They have six children: Melissa, Brett, Jason, Ryan, Emily, and Jarrett, as well as 10 grandchildren: Tyler John McCartney, Brendan Massey McCartney, Drew Elizabeth Vigo, Austin Patrick McCartney, Colin Lloyd McCartney, Sydney Ann Vigo, Ethan Michael McCartney, Casey Carr Vigo, Curtis Jason (C.J.) Lloyd Carr and Noah Thomas McCartney. Jason was a quarterback at Michigan and Emily lettered in volleyball.



ERIK CAMPBELL

Assistant Head Coach
Wide Receivers



MIKE DEBORD

Offensive Coordinator
Tight Ends



RON ENGLISH

Defensive Coordinator
Safeties



FRED JACKSON

Associate Head Coach
Running Backs



RON LEE

Cornerbacks



SCOT LOEFFLER

Quarterbacks



ANDY MOELLER

Offensive Line



STEVE STRIPLING

Defensive Line



STEVE SZABO

Linebackers



MARK ELDER

Graduate Assistant/Defense



TERRY HEFFERNAN

Graduate Assistant/Offense

WOLVERINES IN THE NATIONAL FOOTBALL LEAGUE

PLAYER, POSITION	TEAM
B.J. Askew, RB.....	New York Jets
Jason Avant, WR.....	Philadelphia Eagles
David Baas, OG.....	San Francisco 49ers
Jeff Backus, OT.....	Detroit Lions
Tom Brady, QB.....	New England Patriots
Mark Campbell, TE.....	New Orleans Saints
Todd Collins, QB.....	Washington Redskins
Markus Curry, CB.....	San Diego Chargers
Kevin Dudley, FB.....	Atlanta Falcons
Braylon Edwards, WR.....	Cleveland Browns
Jay Feely, PK.....	New York Giants
Larry Foote, LB.....	Pittsburgh Steelers
Ian Gold, LB.....	Denver Broncos
Jonathan Goodwin, C.....	New Orleans Saints
Brian Griese, QB.....	Chicago Bears
James Hall, DE.....	Detroit Lions
<i>Remy Hamilton, PK.....</i>	<i>St. Louis Rams</i>
<i>Drew Henson, QB.....</i>	<i>Dallas Cowboys</i>
Victor Hobson, LB.....	New York Jets
Steve Hutchinson, OG.....	Minnesota Vikings
Marlin Jackson, DB.....	Indianapolis Colts
Jon Jansen, OT.....	Washington Redskins
Dhani Jones, LB.....	Philadelphia Eagles
Bennie Joppru, TE.....	Houston Texans
Cato June, LB.....	Indianapolis Colts
Ty Law, CB.....	Kansas City Chiefs
Matt Lentz, OG #.....	New York Giants
Jeremy LeSueur, CB #.....	Cleveland Browns
<i>Roy Manning, LB.....</i>	<i>Green Bay Packers</i>
.....	Houston Texans
<i>Grant Mason, CB.....</i>	<i>New Orleans Saints</i>
<i>Tim Massaquoi, TE.....</i>	<i>Tampa Bay Buccaneers</i>
.....	<i>Miami Dolphins</i>
<i>Pat Massey, DE.....</i>	<i>San Diego Chargers</i>
John Navarre, QB.....	Arizona Cardinals
Shantee Orr, LB.....	Houston Texans
<i>Tony Pape, OT.....</i>	<i>Miami Dolphins</i>
<i>Dave Pearson, C.....</i>	<i>Detroit Lions</i>
Chris Perry, RB ^.....	Cincinnati Bengals
Jon Runyan, OT.....	Philadelphia Eagles
<i>Ernest Shazor, S.....</i>	<i>Arizona Cardinals</i>
Aaron Shea, TE.....	San Diego Chargers
<i>Adam Stenavich, OT.....</i>	<i>Carolina Panthers</i>
<i>David Terrell, WR.....</i>	<i>Denver Broncos</i>
Anthony Thomas, RB.....	Buffalo Bills
Amani Toomer, WR.....	New York Giants
Jerame Tuman, TE.....	Pittsburgh Steelers
Gabe Watson, DT.....	Arizona Cardinals
<i>Brandon Williams, CB.....</i>	<i>New York Giants</i>
<i>Josh Williams, DT.....</i>	<i>New Orleans Saints</i>
Maurice Williams, OT.....	Jacksonville Jaguars
Pierre Woods, DE/OLB.....	New England Patriots
Charles Woodson, CB.....	Green Bay Packers

denotes injured reserve.

* denotes players designated to practice squad.

^ placed on physically unable to perform list.

Italics denotes players released.

FORMER WOLVERINE PLAYERS COACHING IN THE NFL

Corwin Brown, Defensive Backs.....	New York Jets
Harold Goodwin, Assistant Offensive Line.....	Chicago Bears
Jim Herrmann, Linebackers.....	New York Jets
Mike Trgovac, Defensive Coordinator.....	Carolina Panthers

MICHIGAN SINGLE GAME BESTS

INDIVIDUAL GAME HIGHS

Rushing Attempts: 31, Mike Hart vs. Vanderbilt (Sept. 2)
Rushing Yards: 146, Mike Hart vs. Vanderbilt (Sept. 2)
Rushing TDs: 3, Mike Hart vs. Central Michigan (Sept. 9)
Pass Attempts: 25, Chad Henne vs. Wisconsin (Sept. 23)
Pass Completions: 18, Chad Henne vs. Wisconsin (Sept. 23)
Passing Yards: 220, Chad Henne at Notre Dame (Sept. 16)
Passing TDs: 3, Chad Henne at Notre Dame (Sept. 16)
Receptions: 7, Mario Manningham vs. Wisconsin (Sept. 23)
Receiving Yards: 137, Mario Manningham at Notre Dame (Sept. 16)
Receiving TDs: 3, Mario Manningham at Notre Dame (Sept. 16)
Total Plays: 30, Chad Henne vs. Vanderbilt (Sept. 2)
30, Chad Henne vs. Wisconsin (Sept. 23)
Total Yards: 210, Chad Henne at Notre Dame (Sept. 16)
Points Kicking: 11, Garrett Rivas at Notre Dame (Sept. 16)
Points Rushing: 18, Mike Hart vs. Central Michigan (Sept. 9)
Points Receiving: 18, Mario Manningham at Notre Dame (Sept. 16)
Field Goals Made: 2, Garrett Rivas vs. Vanderbilt (Sept. 2)
2, Garrett Rivas vs. Central Michigan (Sept. 9)
2, Garrett Rivas at Notre Dame (Sept. 16)
2, Garrett Rivas vs. Wisconsin (Sept. 23)
Field Goals Attempted: 3, Garrett Rivas vs. Vanderbilt (Sept. 2)
PATs Attempted: 5, Garrett Rivas at Notre Dame (Sept. 16)
PATs Made: 4, Garrett Rivas vs. Central Michigan (Sept. 9)
Punting Attempts: 4, Zoltan Mesko at Notre Dame (Sept. 16)
Punting Yards: 155, Zoltan Mesko at Notre Dame (Sept. 16)
Punting Average: 48.5, Zoltan Mesko vs. Central Michigan (Sept. 9)
Punt Returns: 9, Steve Breaston vs. Wisconsin (Sept. 23)
Punt Return Yards: 116, Steve Breaston vs. Wisconsin (Sept. 23)
Punt Return Average: 16.0, Steve Breaston at Notre Dame (Sept. 16)
Kick Returns: 3, Johnny Sears at Notre Dame (Sept. 16)
Kick Return Yards: 50, Johnny Sears at Notre Dame (Sept. 16)
Kick Return Average: 22.0 Steve Breaston vs. Central Michigan (Sept. 9)
22.0 Johnny Sears vs. Central Michigan (Sept. 9)
Interceptions: 2, Prescott Burgess at Notre Dame (Sept. 16)
Interception Yards: 66, Prescott Burgess at Notre Dame (Sept. 16)
Tackles: 10, David Harris vs. Wisconsin (Sept. 23)
Solo Tackles: 9, Davis Harris vs. Wisconsin (Sept. 23)
Tackles for Loss: 4, Rondell Biggs vs. Vanderbilt (Sept. 2)
Tackle for Loss Yards: 40, LaMarr Woodley vs. Central Michigan (Sept. 9)
Sacks: 2, Rondell Biggs vs. Vanderbilt (Sept. 2)
2, LaMarr Woodley vs. Vanderbilt (Sept. 2)
2 LaMarr Woodley vs. Central Michigan (Sept. 9)
Sack Yardage: 40, Woodley vs. Central Michigan (Sept. 9)
Pass Breakups: 3, Prescott Burgess at Notre Dame (Sept. 16)

TEAM GAME HIGHS

Rushing Attempts: 51, vs. Vanderbilt (Sept. 2)
Rushing Yards: 252, vs. Central Michigan (Sept. 9)
Rushing TDs: 4 vs. Central Michigan (Sept. 9)
Yards Per Rush: 5.0, vs. Central Michigan (Sept. 9)
Passing Attempts: 25, vs. Wisconsin (Sept. 23)
Passing Completions: 18, vs. Wisconsin (Sept. 23)
Passing Yards: 220, at Notre Dame (Sept. 16)
Passing TDs: 3, at Notre Dame (Sept. 16)
Yards Per Completion: 16.9, at Notre Dame (Sept. 16)
Total Plays: 73, vs. Vanderbilt (Sept. 2)
Total Yards: 386, vs. Central Michigan (Sept. 9)
Yards Per Play: 5.4, vs. Central Michigan (Sept. 9)
5.4, at Notre Dame (Sept. 16)
Points: 47, at Notre Dame (Sept. 16)
Touchdowns Scored: 6, at Notre Dame (Sept. 16)
Field Goals Attempted: 3, vs. Vanderbilt (Sept. 2)
Field Goals Made: 2, vs. Vanderbilt (Sept. 2)
2, vs. Central Michigan (Sept. 2)
2, at Notre Dame (Sept. 16)
2, vs. Wisconsin (Sept. 23)
PATs Attempted: 5, vs. Central Michigan (Sept. 9)
5, at Notre Dame (Sept. 16)
PATs Made: 5, vs. Central Michigan (Sept. 9)
Punting Attempts: 6, at Notre Dame (Sept. 16)
6, vs. Wisconsin (Sept. 23)
Punting Yards: 231, vs. Wisconsin (Sept. 23)
Punting Average: 41.2 vs. Central Michigan (Sept. 9)
Punt Return Attempts: 9, vs. Wisconsin (Sept. 23)
Punt Return Yards: 116, vs. Wisconsin (Sept. 23)
Punt Return Average: 16.0, at Notre Dame (Sept. 16)
Kickoff Return Attempts: 4, at Notre Dame (Sept. 16)
Kickoff Return Yards: 66, vs. Central Michigan (Sept. 9)
Interceptions: 3, at Notre Dame (Sept. 16)
Interception Yards: 66, at Notre Dame (Sept. 16)
Turnovers Gained: 5, at Notre Dame (Sept. 16)
Turnovers Lost: 3, vs. Wisconsin (Sept. 23)
Sacks: 6, vs. Vanderbilt (Sept. 2)
First Downs: 23, vs. Central Michigan (Sept. 9)
Penalties: 9, vs. Central Michigan (Sept. 9)
Penalty Yards: 73, vs. Central Michigan (Sept. 9)

LONGEST PLAYS OF THE SEASON

Rushing: 26, Steve Breaston vs. Central Michigan (Sept. 9)
Rushing TD: 19, Kevin Grady vs. Vanderbilt (Sept. 2)
Passing: 69, Mario Manningham from Chad Henne at Notre Dame (Sept. 16)
Pass TD: 69, Mario Manningham from Chad Henne at Notre Dame (Sept. 16)
Punt Return: 29, Steve Breaston vs. Wisconsin (Sept. 23)
Kickoff Return: 29, Steve Breaston vs. Central Michigan (Sept. 9)
Kickoff Return TD: n/a
Interception Return: 35, Prescott Burgess at Notre Dame (Sept. 16)
Interception Return TD: 31, Prescott Burgess at Notre Dame (Sept. 16)
Punt: 56, Zoltan Mesko vs. Wisconsin (Sept. 23)
Field Goal: 48, Garrett Rivas vs. Vanderbilt (Sept. 2)

INDIVIDUAL GAME HIGHS

Rushing Attempts: 20, P.J. Hill, Wisconsin (Sept. 23)
Rushing Yards: 54, P.J. Hill, Wisconsin (Sept. 23)
Rushing TDs: n/a
Pass Attempts: 48, Brady Quinn, Notre Dame (Sept. 16)
Pass Completions: 24, Brady Quinn, Notre Dame (Sept. 16)
Passing Yards: 236, John Stocco, Wisconsin (Sept. 23)
Passing TDs: 3, Brady Quinn, Notre Dame (Sept. 16)
Receptions: 7, Darius Walker, Notre Dame (Sept. 16)
Receiving Yards: 87, Damien Linson, Central Michigan (Sept. 9)
Receiving TDs: 1, Marlon White, Vanderbilt (Sept. 2)
 1, Damien Linson, Central Michigan (Sept. 9)
 1, Justin Gardner, Central Michigan (Sept. 9)
 1, Rhema McKnight, Notre Dame (Sept. 16)
 1, Jeff Samardzija, Notre Dame (Sept. 16)
 1, P.J. Hill, Wisconsin (Sept. 23)
Total Plays: 52, Brady Quinn, Notre Dame (Sept. 16)
Total Yards: 216, Brady Quinn, Notre Dame (Sept. 16)
Points Kicking: 7, Taylor Mehlhaff, Wisconsin (Sept. 23)
Points Receiving: n/a
Points Receiving: 6, Marlon White, Vanderbilt (Sept. 2)
 6, Damien Linson, Central Michigan (Sept. 9)
 6, Justin Gardner, Central Michigan (Sept. 9)
 6, Rhema McKnight, Notre Dame (Sept. 16)
 6, Jeff Samardzija, Notre Dame (Sept. 16)
 6, P.J. Hill, Wisconsin (Sept. 23)
Field Goals Made: 2, Taylor Mehlhaff, Wisconsin (Sept. 23)
Field Goals Attempted: 2, Taylor Mehlhaff, Wisconsin (Sept. 23)
PATs Attempted: 3, Carl Gioia, Notre Dame (Sept. 16)
PATs Made: 3, Carl Gioia, Notre Dame (Sept. 16)
Punting Attempts: 11, Ken Debauche, Wisconsin (Sept. 23)
Punting Yards: 514, Ken Debauche, Wisconsin (Sept. 23)
Punting Average: 51.9, Geoff Price, Notre Dame (Sept. 16)
Punt Returns: 3, Damien Linson, Central Michigan (Sept. 9)
Punt Return Yards: 7, Damien Linson, Central Michigan (Sept. 9)
Punt Return Average: 5, Earl Bennett, Vanderbilt (Sept. 2)
Kickoff Returns: 6, David Grimes, Notre Dame (Sept. 16)
Kickoff Return Yards: 155, Eric Fraser, Central Michigan (Sept. 9)
Kickoff Return Average: 31, Eric Fraser, Central Michigan (Sept. 9)
Interceptions: 2, Allen Langford, Wisconsin (Sept. 23)
Interception Yards: 51, Chinedum Ndukwe, Notre Dame (Sept. 16)
Tackles: 14, Jonathan Goff, Vanderbilt (Sept. 2)
Solo Tackles: 12, Jonathan Goff, Vanderbilt (Sept. 2)
Tackles for Loss: 2.5, Victor Abiamiri, Notre Dame (Sept. 16)
Tackles for Loss Yardage: 9, B. Stewart, Vanderbilt (Sept. 2)
 9, Travis Thomas, Notre Dame (Sept. 16)
Sacks: 1, B. Stewart, Vanderbilt (Sept. 2)
 1, Daniel Bazuin, Central Michigan (Sept. 9)
 1, Trevor Laws, Notre Dame (Sept. 16)
 1, Travis Thomas, Notre Dame (Sept. 16)
 1, Jonathan Casillas, Wisconsin (Sept. 23)
 1, Deandre Levy, Wisconsin (Sept. 23)
Sack Yardage: 9, B. Stewart, Vanderbilt (Sept. 2)
 9, Travis Thomas, Notre Dame (Sept. 16)
Pass Breakups: 1, Darlon Spead, Vanderbilt (Sept. 2)
 1, Josh Allen, Vanderbilt (Sept. 2)
 1, Daniel Bazuin, Central Michigan (Sept. 9)
 1, Mike Richardson, Notre Dame (Sept. 16)

TEAM GAME HIGHS

Rushing Attempts: 27, Wisconsin (Sept. 23)
Rushing Yards: 42, Vanderbilt (Sept. 2)
Rushing TDs: n/a
Yards Per Rush: 1.6, Vanderbilt (Sept. 2)
Passing Attempts: 49, Notre Dame (Sept. 16)
Passing Completions: 25, Notre Dame (Sept. 16)
Passing Yards: 241, Notre Dame (Sept. 16)
Passing TDs: 3, Notre Dame (Sept. 16)
Yards Per Completion: 10.75, Vanderbilt (Sept. 2)
Total Plays: 66, Notre Dame (Sept. 16)
Total Yards: 248, Wisconsin (Sept. 23)
Yards Per Play: 3.7, Notre Dame (Sept. 16)
Points: 21, Notre Dame (Sept. 16)
Touchdowns Scored: 3, Notre Dame (Sept. 16)
Field Goals Attempted: 2, Wisconsin (Sept. 23)
Field Goals Made: 2, Wisconsin (Sept. 23)
PATs Attempted: 3, Notre Dame (Sept. 16)
PATs Made: 3, Notre Dame (Sept. 16)
Punting Attempts: 11, Wisconsin (Sept. 23)
Punting Yards: 514, Wisconsin (Sept. 23)
Punting Average: 51.9, Notre Dame (Sept. 16)
Punt Return Attempts: 3, Central Michigan (Sept. 9)
Punt Return Yards: 7, Central Michigan (Sept. 9)
Punt Return Average: 5, Vanderbilt (Sept. 2)
Kickoff Return Attempts: 7, Central Michigan (Sept. 9)
 7, Notre Dame (Sept. 16)
Kickoff Return Yards: 188, Central Michigan (Sept. 9)
Interceptions: 3, Wisconsin (Sept. 23)
Interception Yards: 51, Notre Dame (Sept. 16)
Turnovers Gained: 3, Wisconsin (Sept. 23)
Turnovers Lost: 5, Notre Dame (Sept. 16)
Sacks: 2, Notre Dame (Sept. 16)
 2, Wisconsin (Sept. 23)
First Downs: 14, Central Michigan (Sept. 9)
 14, Notre Dame (Sept. 16)
 14, Wisconsin (Sept. 23)
Penalties: 11, Notre Dame (Sept. 16)
Penalty Yards: 84, Notre Dame (Sept. 16)

LONGEST PLAYS OF THE SEASON

Rushing: 25, Ontario Sneed, Central Michigan (Sept. 9)
Rushing TD: n/a
Passing: 38, Dan LeFevour, Central Michigan (Sept. 9)
Pass TD: 38, Justin Gardner from Dan LeFevour, Central Michigan (Sept. 9)
Punt Return: 5, Earl Bennett, Vanderbilt (Sept. 2)
Kickoff Return: 44, Eric Fraser, Central Michigan (Sept. 9)
Kickoff Return TD: n/a
Interception Return: 51, Chinedum Ndukwe, Notre Dame (Sept. 16)
Punt: 59, Geoff Price, Notre Dame (Sept. 16)
Field Goal: 39, Taylor Mehlhaff, Wisconsin (Sept. 23)

MICHIGAN SCORING DRIVES/PLAYS

2006 MICHIGAN SCORING DRIVES

OPPONENT	PLAYS	YARDS	TOP	RESULT	QTR	PLAY
Vanderbilt	10	81	4:48	TD	1	Kevin Grady 19-yard run (Garrett Rivas kick)
Vanderbilt	7	17	2:51	FG	1	Garrett Rivas 33-yard field goal
Vanderbilt	10	53	4:49	FG	2	Garrett Rivas 48-yard field goal
Vanderbilt	10	41	4:08	TD	3	Tyler Ecker 14-yard pass from Chad Henne (Garrett Rivas kick)
Vanderbilt	6	41	2:22	TD	4	Mario Manningham 27-yard pass from Chad Henne (Garrett Rivas kick)
Central Michigan	12	63	5:26	TD	1	Mike Hart 4-yard run (Garrett Rivas kick)
Central Michigan	6	43	2:02	TD	1	Mike Hart 18-yard run (Garrett Rivas kick)
Central Michigan	6	33	3:02	TD	2	Kevin Grady 3-yard run (Garrett Rivas kick)
Central Michigan	9	41	4:42	FG	2	Garrett Rivas 38-yard field goal
Central Michigan	5	51	2:31	TD	3	Mike Hart 2-yard run (Garrett Rivas kick)
Central Michigan	-	-	-	TD	4	Max Pollock 12-yard interception return (Jason Gingell kick)
at Notre Dame	-	-	-	TD	1	Prescott Burgess 31-yard interception return (Garrett Rivas kick)
at Notre Dame	4	80	2:15	TD	1	Mario Manningham 69-yard pass from Chad Henne (Garrett Rivas kick blocked)
at Notre Dame	4	27	2:41	TD	1	Mike Hart 2-yard run (Garrett Rivas kick)
at Notre Dame	6	54	2:41	TD	2	Mario Manningham 20-yard pass from Chad Henne (Garrett Rivas kick)
at Notre Dame	10	59	4:48	TD	2	Mario Manningham 22-yard pass from Chad Henne (Garrett Rivas kick)
at Notre Dame	4	1	1:42	FG	3	Garrett Rivas 20-yard field goal
at Notre Dame	9	51	4:00	FG	3	Garrett Rivas 33-yard field goal
at Notre Dame	-	-	-	TD	4	LaMarr Woodley 54-yard fumble recovery (Garrett Rivas kick)
Wisconsin	3	36	1:22	TD	2	Mario Manningham 24-yard pass from Chad Henne (Garrett Rivas kick)
Wisconsin	4	4	0:57	FG	2	Garrett Rivas 31-yard field goal
Wisconsin	4	56	1:55	TD	3	Mario Manningham 38-yard pass from Chad Henne (Garrett Rivas kick)
Wisconsin	4	33	1:39	TD	4	Mike Hart 5-yard run (Garrett Rivas kick)
Wisconsin	9	26	4:15	FG	4	Garrett Rivas 32-yard field goal

MICHIGAN SCORING DRIVE ANALYSIS

Category	Minus	0-9	10-19	20-29	30-39	40-49	50-59	60-69	70-79	80-89	90-99
Michigan TD*	0	0	0	1	3	3	4	1	0	2	0
Michigan FG	0	2	1	1	0	1	2	0	0	0	0

* does not include interception returns against Central Michigan and Notre Dame and fumble return at Notre Dame.

OPPONENT SCORING DRIVES/PLAYS

2006 OPPONENT SCORING DRIVES

OPPONENT	PLAYS	YARDS	TOP	RESULT	QUARTER	PLAY
Vanderbilt	5	59	1:22	TD	2	White 30-yard pass from Bennett (Hahnfeldt kick)
Central Michigan	6	80	2:01	TD	2	Justin Gardner 38-yard pass from Dan LeFevour (Rick Albreski kick)
Central Michigan	8	33	1:30	FG	2	Rick Albreski 29-yard field goal
Central Michigan	9	64	3:47	TD	4	Damien Linson 3-yard pass from Dan LeFevour (Rick Albreski kick)
Notre Dame	2	4	0:54	TD	1	Ashley McConnell 3-yard pass from Brady Quinn (Carl Gioia kick)
Notre Dame	8	72	2:10	TD	2	Jeff Samardzija 4-yard pass from Brady Quinn (Carl Gioia kick)
Notre Dame	8	80	2:19	TD	4	Rhema McKnight 28-yard pass from Brady Quinn (Carl Gioia kick)
Wisconsin	5	60	2:44	TD	1	P.J. Hill 29-yard pass from John Stocco (Taylor Mehlhaff kick)
Wisconsin	10	66	3:56	FG	2	Taylor Mehlhaff 39-yard field goal
Wisconsin	12	77	3:10	FG	4	Taylor Mehlhaff 26-yard field goal

OPPONENT SCORING DRIVE ANALYSIS

Category	Minus	0-9	10-19	20-29	30-39	40-49	50-59	60-69	70-79	80-89	90-99
Opponent TD	0	1	0	0	0	0	1	2	1	2	0
Opponent FG	0	0	0	0	1	0	0	1	1	0	0

MICHIGAN IN THE RED ZONE

	M in Red Zone	M TDs	M FGs Made	M FGs Missed	M No Score	Opp. In Red Zone	Opp. TDs	Opp. FGs Made	Opp. FGs Missed	Opp. No Score
Vanderbilt	3	2	1	0	0	0	0	0	0	0
Central Michigan	5	4	1	0	0	3	1	1	0	0
at Notre Dame	4	2	2	0	0	2	2	0	0	0
Wisconsin	4	1	2	0	1	1	0	1	0	0
at Minnesota	-	-	-	-	-	-	-	-	-	-
Michigan State	-	-	-	-	-	-	-	-	-	-
at Penn State	-	-	-	-	-	-	-	-	-	-
Iowa	-	-	-	-	-	-	-	-	-	-
Northwestern	-	-	-	-	-	-	-	-	-	-
Ball State	-	-	-	-	-	-	-	-	-	-
at Indiana	-	-	-	-	-	-	-	-	-	-
at Ohio State	-	-	-	-	-	-	-	-	-	-
Totals	16	9	6	0	1	6	3	2	0	0

MICHIGAN LONGEST PLAYS OF THE SEASON

RUSHING

Yards	Play
26	Steve Breaston vs. Central Michigan (Sept. 9)
24	Brandon Minor vs. Vanderbilt (Sept. 2)
21	Mike Hart at Notre Dame (Sept. 16)
20	Mike Hart at Notre Dame (Sept. 16)
19 td	Kevin Grady vs. Vanderbilt (Sept. 2)

PASSING

Yards	Play
69 td	Mario Manningham from Chad Henne, at Notre Dame (Sept. 16)
38 td	Mario Manningham from Chad Henne, Wisconsin (Sept. 23)
33	Adrian Arrington from Chad Henne, Wisconsin (Sept. 23)
29	Steve Breaston from Chad Henne, Vanderbilt (Sept. 2)
27 td	Mario Manningham from Chad Henne, Vanderbilt (Sept. 2)
24 td	Mario Manningham from Chad Henne, Wisconsin (Sept. 23)
22 td	Mario Manningham from Chad Henne, at Notre Dame (Sept. 16)
20	Mike Massey from Chad Henne, Central Michigan (Sept. 9)
20td	Mario Manningham from Chad Henne, at Notre Dame (Sept. 16)

PUNT RETURNS

Yards	Play	Qtr.	Fielded at:
29	Steve Breaston, Wisconsin (Sept. 23)	2	U-M 35
27	Steve Breaston, Wisconsin (Sept. 23)	4	U-M 40
22	Steve Breaston, Wisconsin (Sept. 23)	4	U-M 37
21	Steve Breaston, at Notre Dame (Sept. 16)	2	U-M 20
18	Steve Breaston, at Notre Dame (Sept. 16)	3	U-M 10
14	Steve Breaston, Central Michigan	1	U-M 43
14	Steve Breaston, at Notre Dame (Sept. 16)	1	U-M 36

KICKOFF RETURNS

Yards	Play	Qtr.	Fielded at:
29	Steve Breaston, Central Michigan (Sept. 9)	2	U-M 9
22	Johnny Sears, Central Michigan (Sept. 9)	4	U-M 10
19	Carl Tabb, Vanderbilt (Sept. 2)	1	Goal line
16	Steve Breaston, Vanderbilt (Sept. 2)	2	Goal line
17	Johnny Sears, Wisconsin (Sept. 23)	1	U-M 10
15	Steve Breaston, Central Michigan (Sept. 9)	1	U-M 7

INTERCEPTION RETURNS

Yards	Play	Qtr.	Fielded at:
35	Prescott Burgess, at Notre Dame (Sept. 16)	3	ND 39
31 td	Prescott Burgess, at Notre Dame (Sept. 16)	1	ND 31
12 td	Max Pollock, Central Michigan (Sept. 9)	4	CMU 12

WEEK-BY-WEEK LEADERS

Opponent	Rushes	Rushing Yards	Receptions	Receiving Yards	Tackles	TFLs	Sacks
Vanderbilt	31, Hart	146, Hart	4, Breaston	68, Breaston	6, Biggs 6, Adams	4, Biggs	2, Biggs 2, Woodley
Central Michigan at Notre Dame	19, Hart 31, Hart	116, Hart 124, Hart	3, Butler 6, Breaston	27, Manningham 137, Manningham	6, Harris 6, three players	2, Woodley 1.5, Crable	2, Woodley 1, Burgess 1, Jamison
Wisconsin	23, Hart	91, Hart	7, Manningham	113, Manningham	10, Harris	2, Harris 2, Branch	1, four players

at Minnesota
Michigan State
at Penn State
Iowa
Northwestern
Ball State
at Indiana
at Ohio State

OPPONENT LONGEST PLAYS OF THE SEASON

RUSHING

Yards	Play
25	Ontario Sneed, Central Michigan (Sept. 9)
16	Dan LeFevour, Central Michigan (Sept. 9)
16	P.J. Hill, Wisconsin (Sept. 23)
15	Chris Nickson, Vanderbilt (Sept. 2)
11	Jared Hawkins, Vanderbilt (Sept. 2)

PASSING

Yards	Play
38 td	Justin Gardner from Dan LeFevour, Central Michigan (Sept. 9)
35	Damien Linson from Duane Brooks, Central Michigan (Sept. 9)
33	John Carlson from Brady Quinn, Notre Dame (Sept. 16)
30 td	Marlon White from Earl Bennett, Vanderbilt (Sept. 2)
29 td	P.J. Hill from John Stocco, Wisconsin (Sept. 23)
28 td	Rhema McKnight from Brady Quinn, Notre Dame (Sept. 16)

PUNT RETURNS

Yards	Play	Qtr.	Fielded at:
5	Earl Bennett, Vanderbilt (Sept. 2)	4	VU 16
4	Tom Zbikowski, Notre Dame (Sept. 16)		
3	Zach Hampton, Wisconsin (Sept. 23)	1	UW 25

KICKOFF RETURNS

Yards	Play	Qtr.	Fielded at:
44	Eric Fraser, Central Michigan (Sept. 9)	2	CMU 1
42	Eric Fraser, Central Michigan (Sept. 9)	3	CMU 5
34	A. Washington, Vanderbilt (Sept. 2)	1	Goal line
32	Eric Fraser, Central Michigan (Sept. 9)	4	CMU 4
27	David Grimes, Notre Dame (Sept. 16)	3	ND 3

INTERCEPTION RETURNS

Yards	Play	Qtr.	Fielded at:
51	Chinedum Ndukwe, Notre Dame (Sept. 16)	1	ND 45
23	Jack Ikegwuonu, Wisconsin (Sept. 23)	4	UW 13
4	Allen Langford, Wisconsin (Sept. 23)	1	UW 36

2006 MICHIGAN 20-YARD PLUS PLAYS

Yards	Type	Player(s)	Opponent
20	Pass	Massey from Henne	Central Michigan
20	Pass	Manningham from Henne	at Notre Dame
20	Rush	Hart	at Notre Dame
20	Pass	Arrington from Henne	Wisconsin
21	Rush	Hart	at Notre Dame
21	PR	Breaston	at Notre Dame
21	KR	Sears	at Notre Dame
22	KR	Sears	Central Michigan
22	Pass	Manningham from Henne	at Notre Dame
22	PR	Breaston	Wisconsin
24	Rush	Minor	Vanderbilt
24	Pass	Manningham from Henne	Wisconsin
25	FR	Woodley	Central Michigan
26	Rush	Breaston	Central Michigan
26	Pass	Manningham from Henne	at Notre Dame
27	Pass	Manningham from Henne	Vanderbilt
27	PR	Breaston	Wisconsin
29	Pass	Breaston from Henne	Vanderbilt
29	KR	Breaston	Central Michigan
29	PR	Breaston	Wisconsin
31	IR	Burgess	at Notre Dame
33	Pass	Arrington from Henne	Wisconsin
35	IR	Burgess	at Notre Dame
38	Pass	Manningham from Henne	Wisconsin
54	FR	Woodley	at Notre Dame
69	Pass	Manningham from Henne	at Notre Dame

Bold indicates Touchdowns

Plays by Yards: 20-29 -- 20; 30-39 -- 4; 40-49 -- 0; 50-59 -- 1; 60-up -- 1.

Plays by Type: Passing -- 11; Rushing -- 4; Kick Returns -- 3;

Punt Returns -- 4; Interception Returns -- 2; Fumble Returns -- 2.

Total Plays over 20 Yards: 26.

20-YARD PLUS PLAYS BY GAME

Opponent	No (Type)
Vanderbilt.....	3 (2 Passing, 1 Rushing)
Central Michigan	5 (2 Kick Returns, 1 Rushing, 1 Passing, 1 Fumble)
at Notre Dame	11 (4 Passing, 2 Rushing, 2 Ints., 1 KR, 1 PR, 1 FR)
Wisconsin	7 (4 Passing, 3 Punt Returns)
at Minnesota	
Michigan State	
at Penn State.....	
Iowa.....	
Northwestern.....	
Ball State.....	
at Indiana	
at Ohio State	

20-YARD PLUS PLAYS BY PLAYER

Player	No (Type)
Mario Manningham.....	7 (7 Receiving)
Steve Breaston.....	7 (4 Punt Returns, 1 KR, 1 Receiving, 1 Rushing)
Adrian Arrington	2 (2 Receiving)
Mike Hart.....	2 (2 Rushing)
Prescott Burgess	2 (2 Interceptions)
Johnny Sears.....	2 (2 Kick Returns)
LaMarr Woodley.....	2 (2 Fumble Returns)
Mike Massey.....	1 (1 Receiving)
Brandon Minor	1 (1 Rushing)

MICHIGAN TRADITION

- U-M is in its 127th year on the gridiron.
- Michigan ranks first all-time in Division 1-A wins with 853.
- The Wolverines rank first in all-time all-Division wins with 853.
- Michigan ranks first in all-time winning percentage (.7450812).
- U-M is the winningest overall athletic program in Big Ten Conference history.
- Michigan has 360 television appearances, the most of any college football program in NCAA history.
- U-M has compiled a 241-111-8 record when appearing on television.
- Michigan has appeared in 135 consecutive televised games.
- Michigan's 42 Big Ten Conference titles are the most of any college football program in any conference.
- U-M is fifth all-time with 11 national titles.
- U-M has had 261 players named All-Big Ten Conference first team a total of 374 times, the most of any conference school.
- Michigan lists fourth all-time in NCAA history with 73 consensus All-American selections.
- Three Michigan players – Tom Harmon, Desmond Howard, Charles Woodson have won the Heisman Memorial Trophy.
- Michigan has an overall all-time record of 853-280-36 (.7450812).

MICHIGAN STADIUM

- Michigan Stadium is in its 80th season as the home of U-M football.
- U-M has drawn in excess of 100,000-plus fans to 196 consecutive home games.
- U-M has led the nation in attendance 31 of the last 32 seasons.
- 39,869,172 fans have watched the Wolverines over the years at Michigan Stadium.
- Michigan has compiled a 364-106-15 record (.766) at Michigan Stadium.
- The Wolverines have had 70 winning seasons in 79 years at Michigan Stadium.
- Michigan has the largest college-owned stadium with a capacity of 107,501.
- Michigan's largest stadium crowd was 112,118 in 2003 vs. Ohio State, the NCAA regular-season record.
- Michigan Stadium has had consecutive crowds of 100,000 or more since 1975.
- "The Big House" -- The nickname for Michigan Stadium coined by legendary college football announcer Keith Jackson. U-M was the first school to have a line of apparel named after its stadium's nickname.

BOWL HISTORY

- The Wolverines' streak of 31 straight bowl games is the nation's longest current streak in NCAA history.
- Michigan ranks ninth in NCAA history with 37 all-time bowl appearances.
- U-M is tied for 11th in all-time bowl victories (18).
- Michigan has appeared in more Rose Bowls (19) than any other Big Ten Conference school.
- The Wolverines have won four consecutive bowl games on two different occasions.
- Michigan has appeared 25 times on Jan. 1 or Jan. 2 since 1975, the year the Big Ten allowed more than just the champion to go to bowls.
- U-M beat Stanford 49-0 on Jan. 1, 1902, to win the first-ever Rose Bowl.
- Michigan has an overall bowl record of 18-19.

NATIONAL POLLS

- The Wolverines have the most weekly appearances in the AP poll, appearing 728 times since 1936.
- Since the preseason 1988 poll, U-M has been ranked in every poll but three in 1993, four in 1998 and four in 2005.
- The Wolverines have been ranked in the top 25 for all but seven of Lloyd Carr's 140 career games (four games in 1998 and three in 2005).
- Since the preseason 1988 poll, U-M has been listed in every poll except three in 1993, four in 1998 and four in 2005.
- Michigan has been listed in the top 10 of the polls 66 times during Carr's tenure.
- U-M ranks No. 1 all-time in composite AP final football polls (1936-2006).
- The Wolverines have finished in the top 10 of the AP poll 36 times since its inception in 1936.
- Michigan has finished in the final top 25 rankings 53 times since the inception of the AP poll in 1936.
- Michigan has been ranked in the final Associated Press top 25 poll 20 of the past 21 years and 35 of the last 38 years (was not ranked in 1984 and did not receive a final AP ranking in 1982 and 2005).

BIG TEN CONFERENCE

- U-M ranks first in all-time Big Ten football titles with 42.
- The Michigan football program is the only Big Ten team in any sport to win a conference title in each decade.
- Michigan has won or shared 20 Big Ten titles since 1969, including three conference crowns in the 2000s.
- The Wolverines have had 261 players named All-Big Ten Conference first team a total of 374 times, the most of any conference school.
- At least one Michigan player has received All-Big Ten first team honors each of the past 43 seasons and 85 out of the 95 years that the school has been associated with the conference.
- The Wolverines have received 92 Player of the Week honors since the conference began handing out the award in 1987, including 57 of those honors during Lloyd Carr's coaching tenure.
- Four U-M players have been named Big Ten Freshman of the Year.
- Michigan's 15 *Chicago Tribune* Big Ten Most Valuable Player Awards are the most of any team in the conference.
- Michigan has won 37 of its last 39 Big Ten openers.
- U-M has a record of 449-163-18 (.727) vs. Big Ten opponents.

WOLVERINES IN THE NFL

- U-M had 51 former players in 2006 NFL Training Camps.
- Michigan has placed 282 former players onto NFL rosters, including 45 players active in 2005.
- The Wolverines five current NFL quarterbacks are more than any other school in the country.
- Michigan players have been selected in each of the 71 National Football League Player Selection Meetings (draft).
- A total of 48 players have been drafted during Lloyd Carr's tenure, with eight first-round picks and eight second-round choices.
- U-M lists fifth all-time with 41 first-round NFL draft picks.
- A total of 10 Michigan players have been selected in the top 10 of the NFL Draft.
- A total of 43 former U-M players have made 62 Super Bowl appearances.
- Tom Brady, Ty Law, Jim Mandich and Bubba Paris have each claimed three Super Bowl championship rings during their careers.
- Two Wolverines have been selected Super Bowl MVPs: Desmond Howard and Tom Brady (twice).
- Wolverines have made 75 appearances in the NFL Pro Bowl, including a school record four players in 2001 and 2005.
- Seven former Wolverines have been enshrined in the NFL Hall of Fame: Benny Friedman, George Allen, Tom Mack, Dan Dierdorf, Len Ford, Bill Hewitt and Elroy Hirsch.

The Automated ScoreBook
Michigan Overall Team Statistics (as of Sep 23, 2006)
All games

TEAM STATISTICS	MICH	OPP
SCORING.....	142	58
Points Per Game.....	35.5	14.5
FIRST DOWNS.....	76	51
Rushing.....	40	6
Passing.....	32	36
Penalty.....	4	9
RUSHING YARDAGE.....	729	74
Yards gained rushing.....	801	260
Yards lost rushing.....	72	186
Rushing Attempts.....	181	91
Average Per Rush.....	4.0	0.8
Average Per Game.....	182.2	18.5
TDs Rushing.....	7	0
PASSING YARDAGE.....	700	794
Att-Comp-Int.....	90-54-4	157-77-4
Average Per Pass.....	7.8	5.1
Average Per Catch.....	13.0	10.3
Average Per Game.....	175.0	198.5
TDs Passing.....	7	7
TOTAL OFFENSE.....	1429	868
Total Plays.....	271	248
Average Per Play.....	5.3	3.5
Average Per Game.....	357.2	217.0
KICK RETURNS: #-YARDS.....	10-177	22-501
PUNT RETURNS: #-YARDS.....	17-201	7-21
INT RETURNS: #-YARDS.....	4-78	4-78
KICK RETURN AVERAGE.....	17.7	22.8
PUNT RETURN AVERAGE.....	11.8	3.0
INT RETURN AVERAGE.....	19.5	19.5
FUMBLES-LOST.....	4-1	7-7
PENALTIES-YARDS.....	23-227	27-187
Average Per Game.....	56.8	46.8
PUNTS-YARDS.....	21-824	31-1410
Average Per Punt.....	39.2	45.5
Net punt average.....	36.3	37.7
TIME OF POSSESSION/GAME.....	33:51	26:09
3RD-DOWN CONVERSIONS.....	19/57	13/60
3rd-Down Pct.....	33%	22%
4TH-DOWN CONVERSIONS.....	2/3	3/8
4th-Down Pct.....	67%	38%
SACKS BY-YARDS.....	17-138	6-37
MISC YARDS.....	-17	0
TOUCHDOWNS SCORED.....	17	7
FIELD GOALS-ATTEMPTS.....	8-9	3-3
ON-SIDE KICKS.....	0-0	0-0
RED-ZONE SCORES.....	15-16 94%	5-6 83%
RED-ZONE TOUCHDOWNS.....	9-16 56%	3-6 50%
PAT-ATTEMPTS.....	16-17 94%	7-7 100%
ATTENDANCE.....	329438	80795
Games/Avg Per Game.....	3/109813	1/80795
Neutral Site Games.....		0/0

SCORE BY QUARTERS	1st	2nd	3rd	4th	Total
Michigan.....	44	37	30	31	142
Opponents.....	14	27	0	17	58

The Automated ScoreBook
Michigan Overall Individual Statistics (as of Sep 23, 2006)
All games

RUSHING	GP	Att	Gain	Loss	Net	Avg	TD	Long	Avg/G
Hart, Mike	4	104	489	12	477	4.6	5	21	119.2
Grady, Kevin	4	27	103	5	98	3.6	2	19	24.5
Minor, Brandon	3	13	70	4	66	5.1	0	24	22.0
Breaston, Steve	4	5	48	0	48	9.6	0	26	12.0
Jackson, Jerome	2	3	21	2	19	6.3	0	18	9.5
Simpson, Mister	1	2	11	0	11	5.5	0	6	11.0
Brown, Carlos	2	4	9	1	8	2.0	0	4	4.0
Manningham, M.	4	3	4	0	4	1.3	0	2	1.0
Forcier, Jason	2	1	2	0	2	2.0	0	2	1.0
Henne, Chad	4	18	44	45	-1	-0.1	0	9	-0.2
Team	1	1	0	3	-3	-3.0	0	0	-3.0
Total.....	4	181	801	72	729	4.0	7	26	182.2
Opponents.....	4	91	260	186	74	0.8	0	25	18.5

PASSING	GP	Effic	Cmp-Att-Int	Pct	Yds	TD	Lng	Avg/G
Henne, Chad	4	141.06	52-88-4	59.1	679	7	69	169.8
Forcier, Jason	2	188.20	2-2-0	100.0	21	0	12	10.5
Total.....	4	142.11	54-90-4	60.0	700	7	69	175.0
Opponents.....	4	101.14	77-157-4	49.0	794	7	38	198.5

RECEIVING	GP	No.	Yds	Avg	TD	Long	Avg/G
Manningham, M.	4	16	321	20.1	6	69	80.2
Breaston, Steve	4	14	140	10.0	0	29	35.0
Arrington, A.	4	8	123	15.4	0	33	30.8
Hart, Mike	4	4	25	6.2	0	12	6.2
Massey, Mike	4	3	28	9.3	0	20	7.0
Butler, Carson	4	3	26	8.7	0	12	6.5
Ecker, Tyler	4	3	25	8.3	1	14	6.2
Mathews, Greg	4	1	12	12.0	0	12	3.0
Oluigbo, Obi	4	1	9	9.0	0	9	2.2
Riley, Rueben	4	1	-9	-9.0	0	0	-2.2
Total.....	4	54	700	13.0	7	69	175.0
Opponents.....	4	77	794	10.3	7	38	198.5

PUNT RETURNS	No.	Yds	Avg	TD	Long
Breaston, Steve	17	201	11.8	0	29
Total.....	17	201	11.8	0	29
Opponents.....	7	21	3.0	0	5

INTERCEPTIONS	No.	Yds	Avg	TD	Long
Burgess, P.	2	66	33.0	1	35
Pollock, Max	1	12	12.0	1	12
Hall, Leon	1	0	0.0	0	0
Total.....	4	78	19.5	2	35
Opponents.....	4	78	19.5	0	51

KICK RETURNS	No.	Yds	Avg	TD	Long
Sears, Johnny	5	89	17.8	0	22
Breaston, Steve	3	60	20.0	0	29
Tabb, Carl	2	28	14.0	0	19
Total.....	10	177	17.7	0	29
Opponents.....	22	501	22.8	0	44

FUMBLE RETURNS	No.	Yds	Avg	TD	Long
Woodley, LaMarr	1	54	54.0	1	54
Crabble, Shawn	1	10	10.0	0	10
Hall, Leon	1	2	2.0	0	2
Total.....	3	66	22.0	1	54
Opponents.....	0	0	0.0	0	0

The Automated ScoreBook
Michigan Overall Individual Statistics (as of Sep 23, 2006)
All games

|----- PATs -----|

SCORING	TD	FGs	Kick	Rush	Rcv	Pass	DXP	Saf	Points
Rivas, Garrett	0	8-9	15-16	0-0	0	0-0	0	0	39
Manningham, M.	6	0-0	0-0	0-0	0	0-0	0	0	36
Hart, Mike	5	0-0	0-0	0-0	0	0-0	0	0	30
Grady, Kevin	2	0-0	0-0	0-0	0	0-0	0	0	12
Woodley, LaMarr	1	0-0	0-0	0-0	0	0-0	0	0	6
Burgess, P.	1	0-0	0-0	0-0	0	0-0	0	0	6
Pollock, Max	1	0-0	0-0	0-0	0	0-0	0	0	6
Ecker, Tyler	1	0-0	0-0	0-0	0	0-0	0	0	6
Gingell, Jason	0	0-0	1-1	0-0	0	0-0	0	0	1
Total.....	17	8-9	16-17	0-0	0	0-0	0	0	142
Opponents.....	7	3-3	7-7	0-0	0	0-0	0	0	58

TOTAL OFFENSE	G	Plays	Rush	Pass	Total	Avg/G
Henne, Chad	4	106	-1	679	678	169.5
Hart, Mike	4	104	477	0	477	119.2
Grady, Kevin	4	27	98	0	98	24.5
Minor, Brandon	3	13	66	0	66	22.0
Breaston, Steve	4	5	48	0	48	12.0
Forcier, Jason	2	3	2	21	23	11.5
Jackson, Jerome	2	3	19	0	19	9.5
Simpson, Mister	1	2	11	0	11	11.0
Brown, Carlos	2	4	8	0	8	4.0
Manningham, M.	4	3	4	0	4	1.0
Team	1	1	-3	0	-3	-3.0
Total.....	4	271	729	700	1429	357.2
Opponents.....	4	248	74	794	868	217.0

FIELD GOALS	FGM-FGA	Pct	01-19	20-29	30-39	40-49	50-99	Lg	Blk
Rivas, Garrett	8-9	88.9	0-0	1-1	5-5	2-3	0-0	48	1

FG SEQUENCE	Michigan	OPPONENTS
Vanderbilt	(33), (42), (48)	-
CMU	(38), (40)	(29)
Notre Dame	(20), (33)	-
Wisconsin	(31), (32)	(39), (26)

Numbers in (parentheses) indicate field goal was made.

PUNTING	No.	Yds	Avg	Long	TB	FC	I20	Blkd
Mesko, Zoltan	12	518	43.2	56	1	0	4	0
Ryan, Ross	9	306	34.0	42	1	3	3	0
Total.....	21	824	39.2	56	2	3	7	0
Opponents.....	31	1410	45.5	59	2	4	7	0

KICKOFFS	No.	Yds	Avg	TB	OB	Retn	Net	YdLn
Ryan, Ross	29	1797	62.0	6	0			
Total.....	29	1797	62.0	6	0	501	40.6	24
Opponents.....	13	743	57.2	2	1	177	40.5	24

The Automated ScoreBook
Michigan Overall Individual Statistics (as of Sep 23, 2006)
All games

ALL PURPOSE	G	Rush	Rec	PR	KOR	IR	Tot	Avg/G
Hart, Mike	4	477	25	0	0	0	502	125.5
Breaston, Steve	4	48	140	201	60	0	449	112.2
Manningham, M.	4	4	321	0	0	0	325	81.2
Arrington, A.	4	0	123	0	0	0	123	30.8
Grady, Kevin	4	98	0	0	0	0	98	24.5
Sears, Johnny	4	0	0	0	89	0	89	22.2
Burgess, P.	4	0	0	0	0	66	66	16.5
Minor, Brandon	3	66	0	0	0	0	66	22.0
Massey, Mike	4	0	28	0	0	0	28	7.0
Tabb, Carl	4	0	0	0	28	0	28	7.0
Butler, Carson	4	0	26	0	0	0	26	6.5
Ecker, Tyler	4	0	25	0	0	0	25	6.2
Jackson, Jerome	2	19	0	0	0	0	19	9.5
Mathews, Greg	4	0	12	0	0	0	12	3.0
Pollock, Max	2	0	0	0	0	12	12	6.0
Simpson, Mister	1	11	0	0	0	0	11	11.0
Oluigbo, Obi	4	0	9	0	0	0	9	2.2
Brown, Carlos	2	8	0	0	0	0	8	4.0
Forcier, Jason	2	2	0	0	0	0	2	1.0
Henne, Chad	4	-1	0	0	0	0	-1	-0.2
Team	1	-3	0	0	0	0	-3	-3.0
Riley, Rueben	4	0	-9	0	0	0	-9	-2.2
Total.....	4	729	700	201	177	78	1885	471.2
Opponents.....	4	74	794	21	501	78	1468	367.0

The Automated ScoreBook
Michigan Overall Defensive Statistics (as of Sep 23, 2006)
All games

DEFENSIVE LEADERS	GP	-----Tackles-----			TFL/Yds	-Sacks-	---Pass Def---			-Fumbles-	Blkd		
		Solo	Ast	Total			No-Yds	Int-Yds	BrUp		QBH	Rcv-Yds	FF
45 Harris, David	4	21	5	26	4.5-8
14 Trent, Morgan	4	17	1	18	1.0-5	1-0	.	.	.
6 Burgess, P.	4	9	8	17	2.0-19	1-14	2-66	5	1
22 Adams, Jamar	4	10	5	15	1.0-9	1-9	.	3
2 Crable, Shawn	4	13	1	14	3.5-9	1-6	.	.	1	1-10	.	.	.
31 Englemon, B.	3	8	3	11	1.0-3	1	.	.
29 Hall, Leon	4	7	4	11	1.0-6	1-6	1-0	5	.	1-2	.	.	.
56 Woodley, LaMarr	4	10	1	11	6.5-66	5-62	.	.	.	2-54	1	.	.
21 Mundy, Ryan	4	5	4	9	1.0-1	1-1
27 Harrison, B.	4	6	3	9	1.0-6	.	.	.	1
5 Stewart, C.	4	7	2	9
91 Biggs, Rondell	4	7	1	8	5.0-16	3-12	.	1
80 Branch, Alan	4	8	.	8	3.0-12	1-8	.	1	2	.	2	.	.
9 Campbell, Anton	4	6	1	7
30 Brown, Stevie	4	5	1	6
4A Hood, Darnell	4	6	.	6	1	.	.
19 Barringer, W.	3	4	1	5
46 Logan, Brandon	4	2	2	4
97 Johnson, Will	4	2	1	3	1.5-4
67 Taylor, T.	4	1	1	2	.	.	.	1	1	1-0	.	.	.
49 Thompson, John	4	1	1	2
25 Sears, Johnny	4	2	.	2
82 Savoy, L.	4	2	.	2
90 Jamison, Tim	3	2	.	2	2.0-12	2-12
7 Henne, Chad	4	1	.	1
16 Arrington, A.	4	1	.	1
57 Kraus, Adam	4	1	.	1
3A Ryan, Ross	4	1	.	1
17 Tabb, Carl	4	1	.	1
37 Graham, Chris	2	1	.	1	.	.	.	1
85 Butler, Carson	4	1	.	1
59 Griffin, Sean	1	1	.	1
40 Oluigbo, Obi	4	1	.	1	1	.	.
61 Booth, Turner	4	1	.	1	1-0	.	.	.
96 Germany, Eugene	3	.	1	1
28 Richards, Chris	2	1
51 Pollock, Max	2	1-12	1
Total.....	4	171	47	218	34-176	17-138	4-78	19	6	7-66	6	.	.
Opponents.....	4	217	95	312	17-60	6-37	4-78	8	4	1-0	3	2	.

The Automated ScoreBook
Michigan Team Game-by-Game (as of Sep 23, 2006)
All games

TEAM STATISTICS

Date	Opponent	---RUSHING---				--RECEIVING--				-----PASSING-----				--KICK RET--				--PUNT RET--				All Purp		
		No.	Yds	TD	Lg	No.	Yds	TD	Lg	Cmp	Att	Int	Yds	TD	Lg	No	Yds	TD	Lg	No	Yds		TD	Lg
Sep 2, 2006	VANDERBILT.....	51	246	1	24	10	135	2	29	10	22	0	135	2	29	2	35	0	19	3	7	0	9	423
Sep 09, 2006	CMU.....	50	252	4	26	13	134	0	20	13	21	0	134	0	20	3	66	0	29	1	14	0	14	478
Sep 16, 2006	at Notre Dame.....	41	120	1	21	13	220	3	69	13	22	1	220	3	69	4	59	0	21	4	64	0	21	529
Sep 23, 2006	WISCONSIN.....	39	111	1	14	18	211	2	38	18	25	3	211	2	38	1	17	0	17	9	116	0	29	455
Totals.....		181	729	7	26	54	700	7	69	54	90	4	700	7	69	10	177	0	29	17	201	0	29	1885
Opponent.....		91	74	0	25	77	794	7	38	77	157	4	794	7	38	22	501	0	44	7	21	0	5	1468

Games played: 4
Avg per rush: 4.0
Avg per catch: 13.0
Pass efficiency: 142.11
Kick ret avg: 17.7
Punt ret avg: 11.8
All purpose avg/game: 471.2
Total offense avg/gm: 357.2

Date	Opponent	-----TACKLES-----				-SACKS-		-FUMBLE-			Pass Blkd			-Kicks--XPTS-				Pts
		Solo	Ast	Total	TFL-Yds	No-Yds	FF	FR-Yds	Int-Yds	QBH	Brk	Kick	Att-Mad	Run	Rcv	Saf		
Sep 2, 2006	VANDERBILT.....	41	8	49	11.0-48	6-38	2	2-2	0-0	0	3	0	3-3	0	0	0	27	
Sep 09, 2006	CMU.....	46	4	50	8.0-56	4-45	2	2-10	1-12	0	5	0	5-5	0	0	0	41	
Sep 16, 2006	at Notre Dame.....	30	22	52	5.0-18	3-11	1	2-54	3-66	6	4	0	6-5	0	0	0	47	
Sep 23, 2006	WISCONSIN.....	54	13	67	10.0-54	4-36	1	1-0	0-0	0	3	0	3-3	0	0	0	27	
Totals.....		171	47	218	34.0-176	16-130	6	7-66	4-78	6	15	0	17-16	0	0	0	142	
Opponent.....		217	95	312	17.0-60	6-37	3	1-0	4-78	4	4	2	7-7	0	0	0	58	

Date	Opponent	-----PUNTING-----							--FIELD GOALS--				-----KICKOFFS-----					
		No	Yds	Avg	Long	Blkd	TB	FC	50+	I20	Att-Made	Lg	Blkd	No	Yds	Avg	TB	OB
Sep 2, 2006	VANDERBILT.....	4	162	40.5	45	0	0	0	0	1	3-2	48	1	6	355	59.2	1	0
Sep 09, 2006	CMU.....	5	206	41.2	54	0	1	1	1	2	2-2	40	0	8	483	60.4	1	0
Sep 16, 2006	at Notre Dame.....	6	225	37.5	42	0	0	1	0	1	2-2	33	0	9	569	63.2	2	0
Sep 23, 2006	WISCONSIN.....	6	231	38.5	56	0	1	1	1	3	2-2	32	0	6	390	65.0	2	0
Totals.....		21	824	39.2	56	0	2	3	2	7	9-8	48	1	29	1797	62.0	6	0
Opponent.....		31	1410	45.5	59	0	2	4	8	7	3-3	39	0	13	743	57.2	2	1

The Automated ScoreBook
 Michigan Opponent Game-by-Game (as of Sep 23, 2006)
 All games

OPPONENT STATISTICS

Date	Opponent	---RUSHING---				--RECEIVING--				-----PASSING-----				--KICK RET--				--PUNT RET--				All Purp		
		No.	Yds	TD	Lg	No.	Yds	TD	Lg	Cmp	Att	Int	Yds	TD	Lg	No	Yds	TD	Lg	No	Yds		TD	Lg
Sep 2, 2006	VANDERBILT.....	26	42	0	15	12	129	1	30	12	26	0	129	1	30	4	91	0	34	1	5	0	5	267
Sep 09, 2006	CMU.....	21	16	0	25	18	188	2	38	18	39	1	188	2	38	7	188	0	44	3	7	0	4	399
Sep 16, 2006	at Notre Dame.....	17	4	0	6	25	241	3	33	25	49	3	241	3	33	7	158	0	27	1	4	0	4	458
Sep 23, 2006	WISCONSIN.....	27	12	0	16	22	236	1	29	22	43	0	236	1	29	4	64	0	19	2	5	0	3	344
Opponent totals.....		91	74	0	25	77	794	7	38	77	157	4	794	7	38	22	501	0	44	7	21	0	5	1468
Michigan.....		181	729	7	26	54	700	7	69	54	90	4	700	7	69	10	177	0	29	17	201	0	29	1885

Games played: 4
 Avg per rush: 0.8
 Avg per catch: 10.3
 Pass efficiency: 101.14
 Kick ret avg: 22.8
 Punt ret avg: 3.0
 All purpose avg/game: 367.0
 Total offense avg/gm: 217.0

Date	Opponent	-----TACKLES-----				-SACKS-		-FUMBLE-			Pass Blkd		-Kicks--XPTS-					Pts
		Solo	Ast	Total	TFL-Yds	No	Yds	FF	FR-Yds	Int-Yds	QBH	Brk	Kick	Att	Mad	Run	Rcv	
Sep 2, 2006	VANDERBILT.....	61	9	70	4.0-13	1	9	1	1-0	0-0	0	2	1	1-1	0	0	0	7
Sep 09, 2006	CMU.....	63	22	85	3.0-9	1	4	2	0-0	0-0	0	1	0	2-2	0	0	0	17
Sep 16, 2006	at Notre Dame.....	31	54	85	8.0-26	2	12	0	0-0	1-51	4	1	1	3-3	0	0	0	21
Sep 23, 2006	WISCONSIN.....	62	10	72	2.0-12	2	12	0	0-0	3-27	0	0	0	1-1	0	0	0	13
Opponent totals.....		217	95	312	17.0-60	6	37	3	1-0	4-78	4	4	2	7-7	0	0	0	58
Michigan.....		171	47	218	34.0-176	16	130	6	7-66	4-78	6	15	0	17-16	0	0	0	142

Date	Opponent	-----PUNTING-----										--FIELD GOALS--			-----KICKOFFS-----				
		No	Yds	Avg	Long	Blkd	TB	FC	50+	I20	Att	Made	Lg	Blkd	No	Yds	Avg	TB	OB
Sep 2, 2006	VANDERBILT.....	7	254	36.3	47	0	0	2	0	2	0-0	0	0	2	130	65.0	0	0	
Sep 09, 2006	CMU.....	6	279	46.5	56	0	0	0	1	3	1-1	29	0	3	169	56.3	0	0	
Sep 16, 2006	at Notre Dame.....	7	363	51.9	59	0	1	1	5	2	0-0	0	0	4	240	60.0	0	0	
Sep 23, 2006	WISCONSIN.....	11	514	46.7	57	0	1	1	2	0	2-2	39	0	4	204	51.0	2	1	
Opponent totals.....		31	1410	45.5	59	0	2	4	8	7	3-3	39	0	13	743	57.2	2	1	
Michigan.....		21	824	39.2	56	0	2	3	2	7	9-8	48	1	29	1797	62.0	6	0	

The Automated ScoreBook
Michigan Red-Zone Results (as of Sep 23, 2006)
All games

Michigan Inside Opponent Red-Zone

Date	Opponent	Score	Times	Times	Total	Rush		Pass	FGs	---- Failed to score inside RZ ----					
			In RZ	Scored	Pts	TDs	TDs	TDs	Made	FGA	Downs	Int	Fumb	Half	Game
Sep 2	Vanderbilt.....	W 27-7	3	3	17	2	1	1	1	0	0	0	0	0	0
Sep 09	CMU.....	W 41-17	5	5	31	4	4	0	1	0	0	0	0	0	0
Sep 16	at Notre Dame.....	W 47-21	4	4	20	2	1	1	2	0	0	0	0	0	0
*Sep 23	Wisconsin.....	W 27-13	4	3	13	1	1	0	2	0	1	0	0	0	0
Totals			16	15	81	9	7	2	6	0	1	0	0	0	0
15 of 16 (93.8%)															

Opponents Inside Michigan Red-Zone

Date	Opponent	Score	Times	Times	Total	Rush		Pass	FGs	---- Failed to score inside RZ ----					
			In RZ	Scored	Pts	TDs	TDs	TDs	Made	FGA	Downs	Int	Fumb	Half	Game
Sep 2	Vanderbilt.....	W 27-7	0	0	0	0	0	0	0	0	0	0	0	0	0
Sep 09	CMU.....	W 41-17	3	2	10	1	0	1	1	0	0	0	1	0	0
Sep 16	at Notre Dame.....	W 47-21	2	2	14	2	0	2	0	0	0	0	0	0	0
*Sep 23	Wisconsin.....	W 27-13	1	1	3	0	0	0	1	0	0	0	0	0	0
Totals			6	5	27	3	0	3	2	0	0	0	1	0	0
5 of 6 (83.3%)															